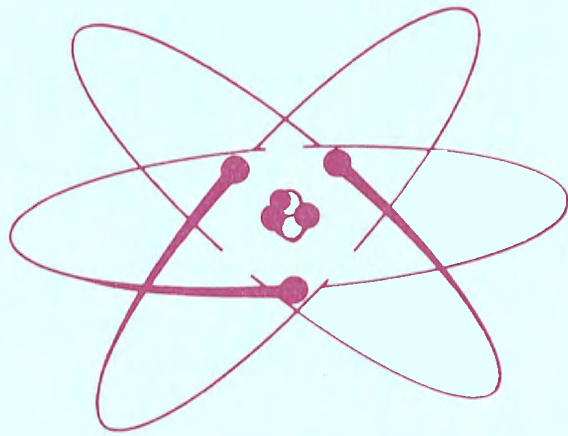


RADIOLOGICAL HEALTH



REVISED EDITION
JANUARY 1970

U.S. DEPARTMENT OF
HEALTH, EDUCATION, AND WELFARE
Public Health Service

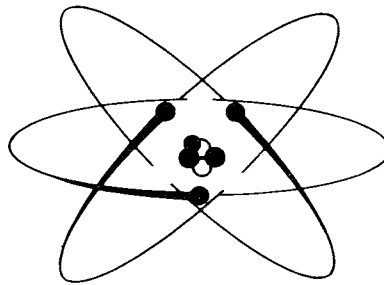
H A N D B O O K

Trade names of commercially available products used in this publication implies neither endorsement of the product by the Public Health Service nor the unavailability of other suitable products.

This publication contains copyrighted material. Further reproduction of such parts without permission of the author and publisher is prohibited.

RADIOLOGICAL HEALTH HANDBOOK


Compiled and edited
by the
Bureau of Radiological Health
and the
Training Institute
Environmental Control Administration



Revised Edition
January 1970

U.S. DEPARTMENT OF HEALTH, EDUCATION, AND WELFARE
Public Health Service
Consumer Protection and Environmental Health Service
Rockville, Maryland 20852

For sale by the Superintendent of Documents, U.S. Government Printing Office
Washington, D.C. 20402 - Price \$4.00



FOREWORD

Twenty years ago the Public Health Service developed the first Radiological Health Handbook as a training aid, and it has since become a basic reference and a major resource for professional personnel and students in the field of radiological health. Credit for the development of the Handbook goes to members of the radiological health training staff, who through the years compiled and revised the information and data included in the book.

New knowledge, new technological advancements, and the enactment of Public Law 90-602, "Radiation Control for Health and Safety Act of 1968," made the last edition outdated and inadequate. In 1968, Mr. James G. Terrill, Jr., then Director, National Center for Radiological Health, initiated revision of the Handbook. Suggestions for additions, corrections, and deletions were obtained from Handbook users across the United States and in a number of foreign countries. An advisory committee, representative of major programs in the Bureau of Radiological Health, helped select the content for the revised edition, and a number of the Bureau's technical programs provided new data which are reflected in some of the charts and tables. Mr. John E. Munzer and Mr. Ralph E. Bunge of the training staff assumed major responsibility for work on the revision. The present text includes information unavailable ten years ago: a new chart of the nuclides, a universal decay table in place of individual isotope listings, microwave and laser glossaries, film-speed charts, depth-dose tables, and a "rules of thumb" section.

Although contributions from individuals and organizations are too numerous to list in detail, appreciation is expressed to all who made suggestions, provided material, and permitted the reprinting of data as acknowledged in the Handbook.

Mr. John C. Villforth, Director
Bureau of Radiological Health

Mr. George R. Shultz, Director
Training Institute





TABLE OF CONTENTS

Section	Page
FOREWORD.....	iii
I. PHYSICAL, CHEMICAL, AND MATHEMATICAL DATA.....	1
II. RADIOISOTOPE, DECAY, AND RADIOASSAY DATA.....	86
III. RADIATION PROTECTION DATA.....	129
IV. TABLE OF ISOTOPES	
Table I.....	219
Table II.....	381
V. GLOSSARY.....	413
VI. INDEX.....	449



SECTION I
PHYSICAL, CHEMICAL, AND MATHEMATICAL DATA

	Page
SIGNS AND SYMBOLS	
Mathematics and Greek Alphabet.	1
Alphabetically by Name.	2
Alphabetically by Symbol.	7
CONSTANTS	11
CONVERSION FACTORS.	15
EQUATIONS	26
MATHEMATICAL TABLES	
Squares and Square Roots.	36
Values and Logarithms of Exponential Functions.	41
Trigonometric Functions	45
Logarithms, Natural	46
Logarithms, Common.	48
ELECTROMAGNETIC SPECTRUM.	50
ATOMIC MASS TABLE (including binding energy).	51
DENSITY OF ELEMENTS AND COMMON MATERIALS.	65
PERIODIC TABLE OF THE ELEMENTS.	67
List of Elements.	68
CHART OF THE NUCLIDES	69



SIGNS AND SYMBOLS

Mathematics

<p> $+$ plus, addition, positive $-$ minus, subtraction, negative \pm plus or minus, positive or negative \mp minus or plus, negative or positive $\div, /, _$ division $\times, \cdot, ()$ multiplication $() , []$ collection $=$ equal to \neq not equal to \equiv identical to \cong equals approximately, congruent $>$ greater than \nlessgtr not greater than \geq, \supseteq greater than or equal to $<$ less than \nlessgtr not less than \leq, \subseteq less than or equal to $::$ proportional to $:$ ratio \sim similar to \propto varies as, proportional to \rightarrow approaches ∞ infinity \therefore therefore </p>	<p> $\sqrt{\quad}$ square root $\sqrt[n]{\quad}$ nth root a^n nth power of a a^{-n} reciprocal of nth power of a, $= 1/a^n$ \log, \log_{10} common logarithm \ln, \log_e natural logarithm e, ϵ base of natural logs, 2.71828183 . . . π pi, 3.14159265 . . . \sphericalangle angle \perp perpendicular to \parallel parallel to n any number n absolute value of n \bar{n} average value of n n° n degrees n' n minutes, n feet n'' n seconds, n inches $f(x)$ function of x Δx increment of x dx differential of x Σ summation of \sin sine \cos cosine \tan tangent </p>
--	--

GREEK ALPHABET

A α Alpha	I ι Iota	P ρ Rho
B β Beta	K κ Kappa	Σ σ Sigma
Γ γ Gamma	Λ λ Lambda	T τ Tau
Δ δ Delta	M μ Mu	Υ υ Upsilon
E ϵ Epsilon	N ν Nu	Φ ϕ Phi
Z ζ Zeta	Ξ ξ Xi	X χ Chi
H η Eta	O \omicron Omicron	Ψ ψ Psi
Θ θ Theta	Π π Pi	Ω ω Omega

SIGNS AND SYMBOLS
ALPHABETICALLY BY NAME

about -----	ca	average -----	av, avg.
absolute -----	abs	Avogadro constant -----	N_A
absolute temperature (Kelvin) --	K	barn -----	b
absorption coefficient, energy, for air = $\tau + \kappa + \sigma_a$	μ_a	barn (cross section) -----	σ
absorption coefficient, linear, effective or apparent -----	μ	base of natural logarithm -----	e
absorption cross section in barns -----	σ_a	barometer -----	bar.
acceleration, linear -----	a	beta -----	$\beta, \beta^-, {}^0_{-1}\beta$
activation cross section in barns -----	σ_{ac}	beta particle -----	${}^0_1e, \beta, \beta^-, {}^0_{-1}\beta$
activity, original -----	A_0	billion electron volt -----	BeV, GeV
alkali -----	alk	biological decay constant -----	λ_b
alpha -----	α	biot -----	Bi
alpha particle -----	α	boiling point -----	b.p.
alternating current -----	a.c.	British thermal unit -----	Btu
ampere -----	A, amp.	buildup factor -----	b
angle between incident and scattered radiation -----	θ	calorie -----	cal
angstrom -----	\AA	candela -----	cd
anno (year) -----	a	capacitance -----	C
aqua -----	aq.	Celsius -----	C
aqueous -----	aq.	centi (prefix) -----	c
approximately -----	ca	centigrade -----	C
area -----	A, σ	centimeter -----	cm
asymmetrical -----	asym.	centimeter-gram-second unit system -----	CGS
atmosphere (atmospheric) -----	atm, atmos.	chemical -----	chem.
atomic mass number -----	A	chemistry -----	chem.
atomic mass unit-- ${}^{12}\text{C}$ -----	u	circa -----	ca
atomic mass unit-- ${}^{16}\text{O}$ (old) -----	amu	circular -----	cir.
atomic number -----	Z, at.no.	circular mill -----	c.m.
atomic weight -----	at.wt.	coefficient -----	coef.
atto (prefix) -----	a	cologarithm -----	colog
		Compton absorption coefficient -----	σ_a
		Compton collision coefficient --	σ

Compton scatter coefficient ---- σ_s
concentrated ----- conc
concentration ----- C
concentration, air ----- χ
cosine ----- cos
constant ----- const.
coulomb ----- C
count rate ----- R
counts per minute ----- cpm
cubic ----- cu.
cubic centimeter ----- cc,
c.cm.,
cu.cm.,
cm³
cubic foot ----- cu.ft.
cubic foot per minute ----- cfm
cubic inch ----- cu.in.
cubic meter ----- cu.m., m³
cubic millimeter ----- mm³
cubic yard ----- cu.yd.,
yd³
curie ----- Ci
curie (old) ----- c
cylinder ----- cyl.
day ----- d
decay constant ----- λ
deci (prefix) ----- d
decibel ----- dB
decontamination factor ----- DF
deka (prefix) ----- da
density, general ----- d
density, general or vapor ----- ρ
deuterium ----- D
deuteron ----- d
dielectric constant ----- ϵ
dilute ----- dil
disintegrations per minute ----- dpm

distribution factor ----- DF
dose ----- D
dose, absorbed ----- D
dose equivalent ----- DE
dyne ----- dyn
effective cross section in
barns ----- σ_{eff}
electric charge ----- Q
electric field intensity ----- \mathcal{E}
electron ----- e, e⁻, ₋₁⁰e
electron capture ----- ϵ
electron volt ----- eV
energy ----- E, Q
exposure ----- X
Fahrenheit ----- F
farad ----- F
femto (prefix) ----- f
film density ----- D
finite increment ----- Δ
force ----- F
franklin ----- Fr
frequency ----- f
frequency (wave motion
quantum theory) ----- ν
gamma ----- γ
gamma ray ----- γ
gastrointestinal ----- G.I.
gauss ----- G
giga (prefix) ----- G
gram ----- g
gram-molecule weight ----- mole
gravitational constant ----- G
half-life, biological ----- T_b
half-life, effective ----- T_{eff}
half-life, physical ----- T_{1/2}
half-value layer ----- HVL

hecto (prefix) ----- h
 height ----- h
 henry ----- H
 hertz ----- Hz
 hour ----- h
 hundredweight ----- cwt
 initial intensity ----- I_0
 insoluble ----- insol.
 intensity of radiation ----- I
 joule ----- J
 kayser ----- K
 Kelvin ----- K
 kilo (prefix) ----- k
 kilogram ----- kg
 kilovolt constant potential ----- kVcp
 kilovolt peak ----- kVp
 kilowatt ----- kW
 kilowatt-hour ----- kWh
 kinetic energy ----- K.E.
 length ----- l
 limit ----- lim
 linear ----- lin
 linear acceleration ----- a
 linear distance ----- d,s
 linear energy transfer ----- LET
 liquid ----- liq
 liter ----- l
 logarithm ----- log
 logarithm, common ----- \log_{10}
 logarithm, natural (hyperbolic
 or Napierian logarithm) ----- \ln, \log_e
 logarithm to the base e ----- \log_e
 logarithm to the base 10 ----- \log_{10}
 mass ----- m
 mass of the hydrogen atom ----- m_H
 mass of the neutron ----- m_n

mass of the proton ----- m_p
 mass unit ----- mu
 maximum ----- max
 maxwell ----- Mx
 maximum permissible
 concentration ----- MPC
 maximum permissible dose ----- MPD
 maximum permissible
 radionuclide body burden ----- q
 mean free path ----- $\bar{l}, \bar{\lambda}$
 median lethal dose ----- LD_{50}
 medium ----- med.
 mega (prefix) ----- M
 megaelectron volts ----- MeV
 melting point ----- m.p.
 meter ----- m
 meter-kilograms-second-
 ampere system ----- MKSA
 micro (prefix) ----- μ
 microbar ----- μbar
 microcurie ----- μCi
 micromicro ----- p
 micromicro (use p) ----- $\mu\mu$
 micromicron (use p) ----- $\mu\mu$
 micron (old) ----- μ
 microseconds ----- μs
 milli (prefix) ----- m
 millibarns ----- mb
 milligram ----- mg
 milliliter ----- ml
 millimeter ----- mm
 millimicro ----- n
 millimicron ----- $m\mu$
 minute ----- m,min
 mole ----- mol
 molecular weight ----- mol.wt.

molecule	mol.	proton	p
momentum	p	quality factor	QF
nano (prefix)	n	quantity	Q
negatron	$e, e^-, {}^0_{-1}e$	quantum	$h\nu$
neutrino	ν	radian, measure of angle; radioactivity	A
neutron	${}^1_0n, N$	Radiation Protection Guide	RPG
neutron number	N	Radioactivity Concentration Guide	RCG
newton	N	radio frequency	rf
number	N, N_A , no.	radius	r
number of radioactive atoms at zero time	N_0	radius, nuclear	R
number, original	N_0	range (radiation)	R
numeric	N	reaction energy in MeV	Q
observed standard deviation	S	relative biological effectiveness	RBE
oersted	Oe	resistance	R
ohm	Ω	resolving time	τ
original activity	A_0	rest mass of electron	m_e
ounce	oz	revolutions per minute	rpm
pair production coefficient	κ	roentgen	R
pico (prefix)	p	roentgen (old)	r
pint	pt.	rutherford (obsolete)	Rd
photoelectric coefficient	τ	scattering cross section in barns	σ_s
photon energy	$h\nu$	second	s
Plank constant	h	soluble	s, sol.
poise	P	source to film distance	SFD
positron	$e^+, {}^0_{+1}e, \beta^+, \beta^0, +1\beta$	source to skin distance	SSD
potential	V	square centimeter	cm^2
potential drop	V	square meter	m^2
potential energy	P.E.	square millimeter	mm^2
pound	lb.	standard temperature and pressure	s.t.p.
power factor	p.f.	Stefan-Boltzman constant	k
precipitated	precip., pptd	temperature, absolute	T
pressure	P	temperature, general	t
Protective Action Guide	PAG	tera (prefix)	T

tesla ----- T
theoretical standard
deviation ----- σ
time ----- t
time increment ----- ϕ
total cross section in barns --- σ_t
universal gas constant ----- R
velocity of light in vacuum --- c

velocity, linear or particle --- v
watt ----- W
wavelength ----- λ
weber ----- Wb
weight ----- wt.
work ----- W
work function ----- ϕ
year (anno, annum) ----- a, yr

Prefixes

deci	(= 10^{-1})	d	deka	(= 10)	da
centi	(= 10^{-2})	c	hecto	(= 10^2)	h
milli	(= 10^{-3})	m	kilo	(= 10^3)	k
micro	(= 10^{-6})	μ	mega	(= 10^6)	M
nano	(= 10^{-9})	n	giga	(= 10^9)	G
pico	(= 10^{-12})	p	tera	(= 10^{12})	T
femto	(= 10^{-15})	f			
atto	(= 10^{-18})	a			

SIGNS AND SYMBOLS
ALPHABETICALLY BY SYMBOL

a _____	acceleration, linear; anno (year); atto (prefix)	CGS _____	centimeter-gram-second system
A _____	ampere; area; atomic mass number; radioactivity	chem. _____	chemical; chemistry
Å _____	angstrom	cir. _____	circular
abs _____	absolute	c.m. _____	circular mill
a.c. _____	alternating current	cm _____	centimeter
alk _____	alkali	cm ² _____	square centimeter
amp. _____	ampere (use A)	cm ³ _____	cubic centimeter
amu _____	atomic mass unit-- ¹⁶ O (old) [use u]	coef. _____	coefficient
A ₀ _____	activity, original	colog _____	cologarithm
aq. _____	aqua; aqueous, water	conc _____	concentrated
asym. _____	asymmetrical	const. _____	constant
at.no. _____	atomic number	cos _____	cosine
at.wt. _____	atomic weight	cpm _____	counts per minute
at, atmós _____	atmosphere (atmospheric)	cu. _____	cubic
av, avg. _____	average	cu.cm. _____	cubic centimeter
b _____	barn; buildup factor	cu.ft. _____	cubic foot
bar. _____	barometer	cu.in. _____	cubic inch
BeV _____	billion electron volt	cu.m. _____	cubic meter
Bi _____	biot	cu.yd. _____	cubic yard
b.p. _____	boiling point	cwt _____	hundredweight
Btu _____	British thermal unit	cyl. _____	cylinder
c _____	velocity of light in vacuum; centi (prefix); curie (old) [use Ci]	d _____	day; deci (prefix); density, general; deuteron; distance, linear
C _____	capacitance; Celsius; centigrade; concentration; coulomb	D _____	density, film; deuterium; dose; absorbed dose
ca _____	about; approximately; circa	da _____	deka (prefix)
cal _____	calorie	dB _____	decibel
cc _____	cubic centimeter	DE _____	dose equivalent
cd _____	candela	DF _____	decontamination factor; distribution factor
cfm _____	cubic foot per minute	dil _____	dilute
		dpm _____	disintegration per minute
		dyn _____	dyne
		e _____	base of natural logarithm

E_____	energy	lin_____	linear
\mathcal{E} _____	electric field intensity	liq_____	liquid
e, e^- _____	electron; negatron	ln_____	natural logarithm
${}_{-1}^0e$ _____	electron; beta particle;	log_____	logarithm
$e^+, {}_{+1}^0e$ _____	positron	\log_e _____	logarithm to the base e; natural, hyperbolic or Napierian logarithm
f_____	femto (prefix); frequency	\log_{10} _____	common logarithm; logarithm to the base 10
F_____	farad; fahrenheit; force	m_____	mass; meter; milli (prefix); minute
Fr_____	franklin	m_e _____	rest mass of electron
G_____	gravitational constant; gauss; giga (prefix)	m_H _____	mass of the hydrogen atom
GeV_____	giga electron volts	m_n _____	mass of the neutron
G.I._____	gastrointestinal	m_p _____	mass of the proton
h_____	Planck constant; hecto (pre- fix); height; hour	m^2 _____	square meter
H_____	henry	m^3 _____	cubic meter
h ν _____	photon energy; quantum	M_____	mega (prefix)
HVL_____	half value layer	max_____	maximum
Hz_____	hertz	mb_____	millibarns
I_____	intensity of radiation	med_____	medium
I_0 _____	initial intensity	MeV_____	megaelectron volts
insol._____	insoluble	mg_____	milligram
J_____	joule	min_____	minute
k_____	Stefan-Boltzman constant; kilo (prefix)	MKSA_____	meter-kilogram-second- ampere system
K_____	kayser; Kelvin; absolute temperature	ml_____	milliliter
K.E._____	kinetic energy	mm_____	millimeter
kg_____	kilogram	mm^2 _____	square millimeter
kVp_____	kilovolt peak	mm^3 _____	cubic millimeter
kVcp_____	kilovolt constant potential	mol_____	mole; molecule
kW_____	kilowatt	mol.wt._____	molecular weight
kWh_____	kilowatt-hour	mole_____	gram-molecule weight
l_____	length; liter	m.p._____	melting point
\bar{l} _____	mean free path	MPC_____	maximum permissible concen- tration
lb._____	pound	MPD_____	maximum permissible dose
LD ₅₀ _____	median lethal dose	mu_____	mass unit
LET_____	linear energy transfer		
lim_____	limit		

Mx_____ maxwell
 mμ_____ millimicron (use nano)
 n_____ nano (prefix)
 0_1n _____ neutron
 N_____ neutron; neutron number;
 newton; number; numeric
 N_A _____ Avogadro constant; number
 no_____ number
 N_0 _____ number of radioactive atoms
 at zero time; number,
 original
 Oe_____ oersted
 oz_____ ounce
 p_____ momentum; pico (prefix);
 pressure
 P_____ poise
 PAG_____ Protective Action Guide
 P.E._____ potential energy
 p.f._____ power factor
 precip.,
 pptd_____ precipitated
 pt._____ point; pint
 q_____ maximum permissible radio-
 nuclide body burden μCi
 Q_____ electric charge; energy;
 quantity; reaction energy
 in MeV
 QF_____ quality factor
 r_____ radius; radial distance;
 roentgen (old)
 R_____ range (radiation); rate,
 count; resistance;
 roentgen; universal gas
 constant; radius, nuclear
 rad_____ radian, measure of angle
 RBE_____ relative biological effec-
 tiveness
 RCG_____ Radioactivity Concentration
 Guide
 Rd_____ rutherford (obsolete)
 rf_____ radio frequency

RPG_____ Radiation Protection Guide
 rpm_____ revolutions per minute
 s_____ distance, linear; second;
 soluble
 S_____ observed standard deviation
 SFD_____ source-to-film distance
 sol_____ soluble
 SSD_____ source-to-skin distance
 s.t.p._____ standard temperature and
 pressure
 t_____ temperature, general; time;
 ton
 T_____ temperature, absolute; tera
 (prefix); tesla
 T_b _____ half-life, biological
 T_{eff} _____ half-life, effective
 $T_{\frac{1}{2}}$ _____ half-life, physical
 u_____ atomic mass unit-- ${}^{12}\text{C}$
 V_____ potential; potential drop;
 volt; volume
 v_____ velocity, linear or
 particle
 W_____ watt; work
 Wb_____ weber
 wt._____ weight
 x_____ absorber thickness
 Z_____ atomic number
 α _____ alpha; alpha particle
 $\beta, \beta^-, {}^0_{-1}\beta$ _____ beta; beta particle
 $\beta^+, {}^0_{+1}\beta$ _____ positron
 γ _____ gamma; gamma ray
 Δ _____ finite increment
 ϵ _____ electron capture; di-
 electric constant
 θ _____ angle between incident and
 scattered radiation
 κ _____ pair production coefficient
 λ _____ decay constant; wave length
 $\bar{\lambda}$ _____ mean free path

λ_b ----- biological decay constant
 μ ----- absorption coefficient, effective or apparent, linear; micro; micron (prefix)
 μ_a ----- $\tau + \kappa + \sigma_a$ = energy absorption coefficient for air
 μ_{bar} ----- microbar
 μ_{Ci} ----- microcurie
 $\mu\mu$ ----- micromicro; micromicron (use pico)
 μs ----- microseconds
 ν ----- frequency (wave motion quantum theory); neutrino
 ρ ----- density, general or vapor
 σ ----- area; barn (cross section) theoretical standard deviation; Compton collision coefficient

σ_a ----- absorption cross section in barns; Compton absorption coefficient
 σ_{ac} ----- activation cross section in barns
 σ_{eff} ----- effective cross section in barns
 σ_s ----- Compton scatter coefficient; scattering cross section in barns
 σ_t ----- total cross section in barns
 τ ----- resolving time; photoelectric coefficient
 ϕ ----- work function; time increment
 Ω ----- ohm
 χ ----- concentration, air

Prefixes

d	deci	(= 10^{-1})	da	deka	(= 10)
c	centi	(= 10^{-2})	h	hecto	(= 10^2)
m	milli	(= 10^{-3})	k	kilo	(= 10^3)
μ	micro	(= 10^{-6})	M	mega	(= 10^6)
n	nano	(= 10^{-9})	G	giga	(= 10^9)
p	pico	(= 10^{-12})	T	tera	(= 10^{12})
f	femto	(= 10^{-15})			
a	atto	(= 10^{-18})			

CONSTANTS

Quantity	Value (\pm)	MKSA	CGS
speed of light	$c = 2.997\ 925\ 3$	$10^8\ \text{m s}^{-1}$	$10^{10}\ \text{cm s}^{-1}$
Boltzmann constant	$k = 1.380\ 54\ 18$	$10^{-23}\ \text{J}^\circ\text{K}^{-1}$	$10^{-16}\ \text{erg}^\circ\text{K}^{-1}$
mass hydrogen atom	$m_H = 1.673\ 43\ 8$	$10^{-27}\ \text{kg}$	$10^{-24}\ \text{g}$
proton mass	$m_p = 1.672\ 52\ 8$	$10^{-27}\ \text{kg}$	$10^{-24}\ \text{g}$
	$1.007\ 276\ 62\ 8$	u	u
neutron	$m_n = 1.674\ 82\ 8$	$10^{-27}\ \text{kg}$	$10^{-24}\ \text{g}$
	$1.008\ 665\ 20\ 10$	u	u
electron mass	$m_e = 9.109\ 1\ 4$	$10^{-31}\ \text{kg}$	$10^{-28}\ \text{g}$
	$5.485\ 97\ 3$	$10^{-4}\ \text{u}$	$10^{-4}\ \text{u}$
	$m_p/m_e = 1.836\ 10\ 3$	10^3	10^3
charge of positron	$e = 1.602\ 10\ 7$	$10^{-19}\ \text{C}$	
	$e = 4.802\ 98\ 20$		$10^{-10}\ \text{esu}$
	$e/c = 1.602\ 10\ 7$		$10^{-20}\ \text{emu}$
charge to mass ratio	$e/m = 1.758\ 796\ 19$	$10^{11}\ \text{C kg}^{-1}$	
	$e/m = 5.272\ 74\ 6$		$10^{17}\ \text{esu g}^{-1}$
	$e/mc = 1.758\ 796\ 19$		$10^7\ \text{emu g}^{-1}$
electron radius	$r_e = 2.817\ 77\ 11$	$10^{-15}\ \text{m}$	$10^{-13}\ \text{cm}$
Thomson cross section	$(8\pi/3)r_e^2 = 6.651\ 6\ 5$	$10^{-29}\ \text{m}^2$	$10^{-25}\ \text{cm}^2$
Zeeman splitting constant	$e/4\pi mc = 4.668\ 58\ 4$	$10^1\ \text{m}^{-1}\ \text{T}^{-1}$	
	$e/4\pi mc^2 = 4.668\ 58\ 4$		$10^{-5}\ \text{cm}^{-1}\ \text{G}^{-1}$

CONSTANTS--Continued

Quantity	Value (\pm)	MKSA	CGS
Planck constant	$h = 6.625 \begin{smallmatrix} 6 \\ 5 \end{smallmatrix}$	10^{-34} J s	10^{-27} erg s
	$h/2\pi = \hbar = 1.054 \begin{smallmatrix} 50 \\ 7 \end{smallmatrix}$	10^{-34} J s	10^{-27} erg s
	$h/e = 4.135 \begin{smallmatrix} 56 \\ 12 \end{smallmatrix}$	$10^{-15} \text{ J s C}^{-1}$	
	$h/e = 1.397 \begin{smallmatrix} 47 \\ 4 \end{smallmatrix}$		$10^{-17} \text{ erg s esu}^{-1}$
	$hc/e = 4.135 \begin{smallmatrix} 56 \\ 12 \end{smallmatrix}$		$10^{-7} \text{ erg s emu}^{-1}$
	$h/k = 4.799 \begin{smallmatrix} 3 \\ 6 \end{smallmatrix}$	$10^{-11} \text{ s } ^\circ\text{K}$	$10^{-11} \text{ s } ^\circ\text{K}$
1st radiation constant	$c_1 = 2\pi hc^2 = 3.741 \begin{smallmatrix} 5 \\ 3 \end{smallmatrix}$	10^{-16} W m^2	$10^{-5} \text{ erg cm}^2 \text{ s}^{-1}$
2nd radiation constant	$c_2 = hc/k = 1.438 \begin{smallmatrix} 79 \\ 19 \end{smallmatrix}$	$10^{-2} \text{ m } ^\circ\text{K}$	$\text{cm } ^\circ\text{K}$
Wien's radiation law	$\lambda_{\text{max}} T = c_2/4.965 \begin{smallmatrix} 114 \\ 23 \\ 4 \end{smallmatrix} = 2.897 \begin{smallmatrix} 8 \\ 4 \end{smallmatrix}$	$10^{-3} \text{ m } ^\circ\text{K}$	$10^{-1} \text{ cm } ^\circ\text{K}$
Stefan-Boltzmann constant	$\sigma = 5.669 \begin{smallmatrix} 7 \\ 2 \\ 9 \end{smallmatrix}$	$10^{-8} \text{ W m}^{-2} \text{ } ^\circ\text{K}^{-4}$	$10^{-5} \text{ erg cm}^{-2} \text{ s}^{-1} \text{ } ^\circ\text{K}^{-4}$
fine structure constant	$\alpha = 7.297 \begin{smallmatrix} 20 \\ 10 \end{smallmatrix}$	10^{-3}	10^{-3}
	$\alpha^{-1} = 1.370 \begin{smallmatrix} 388 \\ 19 \end{smallmatrix}$	10^2	10^2
	$\alpha^2 = 5.324 \begin{smallmatrix} 92 \\ 14 \end{smallmatrix}$	10^{-5}	10^{-5}
Bohr radius	$a_0 = 5.291 \begin{smallmatrix} 67 \\ 7 \end{smallmatrix}$	10^{-11} m	10^{-9} cm
Rydberg constant	$R_\infty = 1.097 \begin{smallmatrix} 373 \\ 3 \end{smallmatrix}$	10^7 m^{-1}	10^5 cm^{-1}
	$R_H = 1.096 \begin{smallmatrix} 775 \\ 8 \\ 3 \end{smallmatrix}$	10^7 m^{-1}	10^5 cm^{-1}
	$R_\infty c = 3.289 \begin{smallmatrix} 842 \\ 4 \end{smallmatrix}$	10^{15} s^{-1}	10^{15} s^{-1}
	$R_\infty hc = 2.179 \begin{smallmatrix} 72 \\ 17 \end{smallmatrix}$	10^{-18} J	10^{-11} erg

CONSTANTS--Continued

Quantity	Value (\pm)	MKSA	CGS
Bohr magneton $\mu_B =$	9.273 2 6	$10^{-24} \text{ J T}^{-1}$	$10^{-21} \text{ erg G}^{-1}$
magnetic moment of electron $\mu_e =$	9.284 0 6	$10^{-24} \text{ J T}^{-1}$	$10^{-21} \text{ erg G}^{-1}$
$\mu_e/\mu_B =$	1.001 159 615 15		
nuclear magneton $\mu_N =$	5.050 5 4	$10^{-27} \text{ J T}^{-1}$	$10^{-24} \text{ erg G}^{-1}$
magnetic moment of proton $\mu_p =$	1.410 49 13	$10^{-26} \text{ J T}^{-1}$	$10^{-23} \text{ erg G}^{-1}$
$\mu_p/\mu_N =$	2.792 76 7		
gyromagnetic ratio of proton $\gamma_p =$	2.675 19 2	$10^8 \text{ s}^{-1} \text{ T}^{-1}$	$10^4 \text{ s}^{-1} \text{ G}^{-1}$
Compton wave lengths: of electron $\lambda_{Ce} = h/m_e c =$	2.426 21 6	10^{-12} m	10^{-10} cm
$\lambda_C/2\pi =$	3.861 44 9	10^{-13} m	10^{-11} cm
of proton $\lambda_{Cp} = h/m_p c =$	1.321 40 4	10^{-15} m	10^{-13} cm
$\lambda_{Cp}/2\pi =$	2.103 07 6	10^{-16} m	10^{-14} cm
of neutron $\lambda_{Cn} = h/m_n c =$	1.319 58 4	10^{-15} m	10^{-13} cm
$\lambda_{Cn}/2\pi =$	2.100 18	10^{-16} m	10^{-14} cm
Avogadro constant $N_A =$	6.022 52 28	10^{23} mol^{-1}	10^{23} mol^{-1}
molar volume of ideal gas at s.t.p. $V_m =$	2.241 36 30	$10^{-2} \text{ m}^3 \text{ mol}^{-1}$	$10^4 \text{ cm}^3 \text{ mol}^{-1}$
molar gas constant $R =$	8.314 3 1 2	$\text{J mol}^{-1} \text{ }^\circ\text{K}^{-1}$	$10^7 \text{ erg mol}^{-1} \text{ }^\circ\text{K}^{-1}$
Faraday constant $F = N_A e =$	9.648 70 16	10^4 C mol^{-1}	
$F = N_A e =$	2.892 61 5		$10^{14} \text{ esu mol}^{-1}$
$F/c = N_A e/c =$	9.648 70 16		$10^3 \text{ emu mol}^{-1}$

CONSTANTS--Continued

Quantity	Value (\pm)	MKSA	CGS
curie Ci =	3.7×10^{10} dps		
base of natural logarithm e =	2.718 281 828 4		
gravitational acceleration g =	9.806 65	m s^{-2}	10^2 cm s^{-2}
pi π =	3.141 592 653 59		
roentgen R =	$2.58 \times 10^{-4} \text{ C kg}^{-1}$		
energy equivalent of electron mass mc^2 =		0.51 MeV	
wave-length associated with 1 eV λ_0 =	1.239 81	10^{-6} m	10^{-4} cm
ratio of chemical to unified mass scales r = $M(\text{O} = 16) / M(^{12}\text{C} = 12)$ =	1.000 043 5		
r = $M(^{16}\text{O} = 16) / M(^{12}\text{C} = 12)$ =	1.000 317 92 2		
mass unit, unified mass scale u = $1/N_A$ =	1.660 43	10^{-27} kg	10^{-24} g

CONVERSION FACTORS

AREA

Multiply # of to obtain # of		by		to obtain # of Divide # of
	→		→	
	←		←	
barns		10^{-24}		cm^2
circular mils		7.854×10^{-7}		in.^2
cm^2		10^{24}		barns
cm^2		0.1550		in.^2
cm^2		1.076×10^{-3}		ft^2
cm^2		10^{-4}		m^2
ft^2		929.0		cm^2
ft^2		144		in.^2
ft^2		9.290×10^{-2}		m^2
in.^2		6.452		cm^2
in.^2		6.944×10^{-3}		ft^2
in.^2		6.452×10^{-4}		m^2
m^2		1550		in.^2
m^2		10.76		ft^2
m^2		1.196		yd^2
m^2		3.861×10^{-7}		sq mi

DENSITY

cm^3	1.602×10^{-2}	ft^3/lb
ft^3/lb	62.43	cm^3/g
g/cm^3	62.43	lb/ft^3
lb/ft^3	1.602×10^{-2}	g/cm^3
$\text{lb}/\text{in.}^3$	27.68	g/cm^3
lb/gal	0.1198	g/cm^3

ELECTRICAL*

Multiply # of to obtain # of	\longrightarrow by \longrightarrow \longleftarrow by \longleftarrow	to obtain # of Divide # of
amperes	1	coulombs
amperes	2.998×10^9	esu/sec
amperes	6.2418×10^{18}	electrons/sec
ampere-hours	3600.0	coulombs
ampere-hours	0.03731	faradays
coulombs	2.998×10^9	statcoulombs
coulombs	6.2418×10^{18}	electronic charges
coulombs	1.036×10^{-5}	faradays
faradays/sec	9.650×10^4	amperes
faradays	26.80	ampere-hours
faradays	9.650×10^4	coulombs
farads	10^6	microfarads
international amperes	0.999835	amperes (absolute)
international volts	1.00033	volts (absolute)
international ohms	1.000495	ohms (absolute)
international volt farady	9.654×10^4	joules
microfarads	10^{-6}	farads
microhms	10^{-12}	megohms
microhms	10^{-6}	ohms
watts	1	joules/sec

ENERGY

Btu	1.0548×10^3	joules (absolute)
Btu	0.25198	kg-cal
Btu	1.0548×10^{10}	ergs
Btu	2.930×10^{-4}	kW-hr
Btu	0.556	g-cal/g

* Units are absolute unless noted otherwise.

ENERGY--Continued

Multiply # of	→	by	→	to obtain # of
to obtain # of	←	by	←	Divide # of
eV		1.6021×10^{-12}		ergs
eV		1.6021×10^{-19}		joules (abs)
eV		10^{-3}		keV
ev		10^{-6}		MeV
ergs		10^{-7}		joules (abs)
ergs		6.2418×10^5		MeV
ergs		6.2418×10^{11}		eV
ergs		1.0		dyne-cm
ergs		9.480×10^{-11}		Btu
ergs		7.375×10^{-8}		ft-lb
ergs		2.390×10^{-8}		g-cal
ergs		1.020×10^{-3}		g-cm
gm-calories		3.968×10^{-3}		Btu
gm-calories		4.186×10^7		ergs
joules (abs)		10^7		ergs
joules (abs)		0.7376		ft-lb
joules (abs)		9.480×10^{-4}		Btu
g-cal/g		1.8		Btu/lb
kg-cal		3.968		Btu
kg-cal		3.087×10^3		ft-lb
ft-lb		1.356		joules (abs)
ft-lb		3.239×10^{-4}		kg-cal
kw-hr		2.247×10^{19}		MeV
kW-hr		3.60×10^{13}		ergs
MeV		1.6021×10^{-6}		ergs

Energy to mass conversions under miscellaneous

FISSION

Multiply # of to obtain # of	\longrightarrow by \longrightarrow \longleftarrow by \longleftarrow	to obtain # of Divide # of
Btu	1.28×10^{-8}	grams ^{235}U fissioned*
Btu	1.53×10^{-8}	grams ^{235}U destroyed*†
Btu	3.29×10^{13}	fissions
fission of 1 g ^{235}U	1	megawatt-days
fissions	8.9058×10^{-18}	kilowatt-hours
fissions*	3.204×10^{-4}	ergs
kilowatt-hours	2.7865×10^{17}	^{235}U fission neutrons*
kilowatts per kilogram ^{235}U	2.43×10^{10}	average thermal neu- tron flux in fuel*‡
megawatt-days per ton U	1.174×10^{-4}	% U atoms fissioned§
megawatts per ton U	$2.68 \times 10^{10} / E \approx$	average thermal neu- tron flux in fuel*‡
neutrons per kilo- barn	1×10^{21}	neutrons/cm ²
watts	3.121×10^{10}	fissions/sec

FLUID FLOW RATES

cm ³ /min	2.19×10^{-3}	ft ³ /min
cm ³ /sec	8.64×10^{-2}	m ³ /day
cm ³ /sec	1.585×10^{-2}	gal/min
cm ³ /sec	3.60	liters/hr
ft ³ /min	4.72×10^2	cm ³ /sec
ft ³ /sec	4.488×10^2	gal/min
gal/min	2.228×10^{-3}	ft ³ /sec
liters/hr	0.278	cm ³ /sec
liters/min	15.851	gal/hr

* At 200 MeV/fission.

† Thermal neutron spectrum ($\alpha = 0.193$).

‡ $\bar{\sigma}$ (fission = 500 barns).

§ At 200 MeV/fission, in ^{235}U - ^{238}U mixture of low 235 content.

≈ E = enrichment in grams ^{235}U /gram total. No other fission-
able isotope present.

Source: Nucleonics, Vol. 18, No. 11 (Nov. 1960), p. 209.

FLUID FLOW RATES--Continued

Multiply # of \longrightarrow by \longrightarrow to obtain # of
to obtain # of \longleftarrow by \longleftarrow Divide # of

liters/min	15.851	gal/hr
m ³ /day	11.57	cm ³ /sec
yd ³ /min	0.450	ft ³ /sec
yd ³ /min	3.367	gal/sec
yd ³ /min	12.74	liters/sec

LENGTH

angstroms (Å)	10 ⁻⁸	cm
Å	10 ⁻¹⁰	m
microns (μ)	10 ⁻³	mm
μ	10 ⁻⁴	cm
μ	10 ⁻⁶	m
μ	3.937×10 ⁻⁵	in.
mm	10 ⁻¹	cm
cm	0.3937	in.
cm	3.2808×10 ⁻²	ft
cm	10 ⁻²	m
m	39.370	in.
m	3.2808	ft
m	1.0936	yd
m	10 ⁻³	km
m	6.2137×10 ⁻⁴	miles
km	0.62137	miles
mils	10 ⁻³	in.
mils	2.540×10 ⁻³	cm
in.	10 ³	mils
in.	2.5400	cm
ft	30.480	cm
rods	5.500	yd
miles	5280	ft
miles	1760	yd
miles	1.6094	km

MASS

Multiply # of \longrightarrow by \longrightarrow to obtain # of
to obtain # of \longleftarrow by \longleftarrow Divide # of

mg	10^{-3}	g
mg	3.527×10^{-5}	oz avdp
mg	1.543×10^{-2}	grains
g	3.527×10^{-2}	oz avdp
g	10^{-3}	kg
g	980.7	dynes
g	2.205×10^{-3}	lb
kg	2.205	lb
kg	0.0685	slugs
kg	9.807×10^5	dynes
lb	4.448×10^5	dynes
lb	453.592	g
lb	0.4536	kg
lb	16	oz avdp
lb	0.0311	slugs
dynes	1.020×10^{-3}	g
dynes	2.248×10^{-6}	lb
u (unified-- ^{12}C scale)	1.66043×10^{-27}	kg
amu (physical-- ^{16}O scale)	1.65980×10^{-27}	kg
oz	28.35	g
oz	6.25×10^{-2}	lb

Mass to energy conversions under miscellaneous.

MISCELLANEOUS

temperature $^{\circ}\text{C} = (^{\circ}\text{F} - 32) / 1.8 = (^{\circ}\text{F} - 32) \cdot 5/9$
 $^{\circ}\text{F} = 1.8^{\circ}\text{C} + 32 = (9/5)^{\circ}\text{C} + 32$
 $^{\circ}\text{K} = ^{\circ}\text{C} + 273.16$

wavelength to energy conversion

$$\text{keV} = 12.40 / \text{\AA}$$
$$\text{eV} = 1.240 \times 10^{-6} / \text{m}$$

MISCELLANEOUS --Continued

Multiply # of \longrightarrow by \longrightarrow to obtain # of
to obtain # of \longleftarrow by \longleftarrow Divide # of

radians	57.296	degrees
eV	1.78258×10^{-33}	grams
eV	1.07356×10^{-9}	u
erg	1.11265×10^{-21}	grams
proton masses	938.256	MeV
neutron masses	939.550	MeV
electron masses	511.006	keV
u (amu on ^{12}C scale)	931.478	MeV

POWER

Btu/hr	0.2162	ft-lb/sec
Btu/hr	0.0700	gm-cal/sec
Btu/hr	3.929×10^{-4}	horsepower
Btu/hr	0.2930	watts
Btu/min	12.97	ft-lb/sec
Btu/min	0.02357	horsepower
Btu/min	0.01758	kilowatts
Btu/min	17.58	watts
horsepower	42.42	Btu/min
horsepower	33,000	ft-lb/min
horsepower	550	ft-lb/sec
horsepower	10.69	kg-cal/min
horsepower	0.7457	kilowatts
horsepower	4.655×10^{15}	MeV/sec
kg-cal/min	9.356×10^{-2}	horsepower
kilowatts	14.33	kg-cal/min
kilowatts	1.341	horsepower
kilowatts	6.243×10^{15}	MeV/sec
watts	10^7	ergs/sec
watts	0.7376	ft-lb/sec
watts	3.414	Btu/hr

POWER--Continued

Multiply # of \longrightarrow by \longrightarrow to obtain # of
to obtain # of \longleftarrow by \longleftarrow Divide # of

watts	0.05690	Btu/min
watts	0.01433	kg-cal/min
ergs/sec	5.688×10^{-9}	Btu/min
ergs/sec	4.425×10^{-6}	ft-lb/min
ergs/sec	1.433×10^{-9}	kg-cal/min

PRESSURE

atm	14.696	lb/in. ²
atm	760	mm Hg (0° C)
atm	76.0	cm Hg (0° C)
atm	1.0133	bars
atm	1.0332×10^3	g/cm ²
atm	29.921	in. Hg (0° C)
cm Hg	0.1934	lb/in. ²
cm Hg	1.316×10^{-2}	atm
cm Hg	0.4465	ft of H ₂ O
in. Hg	0.4912	lb/in. ²
g/cm ²	1.4223×10^{-2}	lb/in. ²
bars	10 ⁶	dynes/cm ²
bars	14.504	lb/in. ²
dynes/cm ²	1.4504×10^{-5}	lb/in. ²
dynes/cm ²	1.0197×10^{-3}	g/cm ²
lb/in. ²	27.673	in. of H ₂ O (4° C)
lb/in. ²	2.3066	ft of H ₂ O (4° C)
lb/in. ²	6.805×10^{-2}	atm
lb/in. ²	2.036	in. Hg (0° C)
lb/in. ²	5.1715	cm Hg
lb/in. ²	51.715	mm Hg
ft of H ₂ O	2.230	cm Hg

RADIOLOGICAL UNITS

Multiply # of	→	by	→	to obtain # of
to obtain # of	←	by	←	Divide # of
curies		3.700×10^{10}		dis/sec
curies		2.220×10^{12}		dis/min
curies		10^3		millicuries
curies		10^6		microcuries
curies		10^{12}		picocuries
curies		10^{-3}		kilocuries
dis/min		4.505×10^{-10}		millicuries
dis/min		4.505×10^{-7}		microcuries
dis/sec		2.703×10^{-8}		millicuries
dis/sec		2.703×10^{-5}		microcuries
kilocuries		10^3		curies
microcuries		3.700×10^4		dis/sec
microcuries		2.220×10^6		dis/min
millicuries		3.700×10^7		dis/sec
millicuries		2.220×10^9		dis/min
R		2.58×10^{-4}		C/kg of air
R		1		esu/cm ³ of air (s.t.p.)
R		2.082×10^9		ion prs/cm ³ of air (s.t.p.)
R		1.610×10^{12}		ion prs/g of air
R (33.7 eV/ion pr.)		7.02×10^4 7.02×10^4		MeV/cm ³ of air (s.t.p.)
R (33.7 eV/ion pr.)		5.43×10^7		MeV/g of air
R (33.7 eV/ion pr.)		86.9		ergs/g of air
R (33.7 eV/ion pr.)		2.08×10^{-6}		g-cal/g of air
R (33.7 eV/ion pr.)		≈ 98		ergs/g of soft tissue
rads		0.01		J/kg
rads		100		ergs/g
rads		8.071×10^4		MeV/cm ³ of air (s.t.p.)
rads		6.242×10^7		MeV/g
rads		10^{-5}		watt-sec/g

RADIOLOGICAL UNITS--Continued

Multiply # of _____ by _____ to obtain # of _____
 to obtain # of _____ by _____ Divide # of _____

rads (33.7 ev/ion pr.)	2.39x10 ⁹	ion prs/cm ³ of air (s.t.p.)
μCi/cm ³ (μCi/ml)	2.22x10 ¹²	dpm/m ³
μCi/cm ³	2.22x10 ⁹	dpm/liter
dpm/m ³	0.4505	pCi/m ³

TIME

days	86,400	sec
days	1440	min
years (365 days)	3.1536x10 ⁷	sec
years	5.256x10 ⁵	min
years	8.760x10 ³	hr
work weeks	1.44x10 ⁵	sec
work weeks	40	hr
work months	4.2	work weeks
work months	168	hr

VELOCITY

cm/sec	0.6000	m/min
cm/sec	0.0360	km/hr
cm/sec	0.032808	ft/sec
cm/sec	1.9685	ft/min
cm/sec	3.728x10 ⁻⁴	mi/min
cm/sec	0.02237	mph
m/min	1.667	cm/sec
m/min	5.468x10 ⁻²	ft/sec
m/min	3.728x10 ⁻²	mph
ft/sec	18.29	m/min
ft/sec	0.6818	mph
ft/min	0.5080	cm/sec
ft/min	1.667x10 ⁻²	ft/sec
ft/min	1.136x10 ⁻²	mph
mph	44.70	cm/sec

VELOCITY--Continued

Multiply # of \longrightarrow by \longrightarrow to obtain # of
to obtain # of \longleftarrow by \longleftarrow Divide # of

mph	88	ft/min
mph	1.467	ft/sec
mph	26.82	m/min

VOLUME

cm ³ (cc)	0.99997	ml
cm ³	6.1023x10 ⁻²	in. ³
cm ³	10 ⁻⁶	m ³
cm ³	9.9997x10 ⁻⁴	liters
cm ³	3.5314x10 ⁻⁵	ft ³
m ³	35.314	ft ³
m ³	2.642x10 ²	gal
m ³	9.9997x10 ²	liters
in. ³	16.387	cm ³
in. ³	5.787x10 ⁻⁴	ft ³
in. ³	1.639x10 ⁻²	liters
in. ³	4.329x10 ⁻³	gal
ft ³	2.832x10 ⁻²	m ³
ft ³	7.481	gal
ft ³	28.32	liters
ft ³	1728	in. ³
gal (U.S.)	231.0	in. ³
gal	0.13368	ft ³
liters	33.8147	fluid oz
liters	1.05671	quarts
liters	0.26418	gal
gm moles (gas)	22.4	liters (s.t.p.)

EQUATIONS

A. LOGARITHMIC RELATIONS

$\log N$ = the exponent or power to which the base 10 must be raised to obtain a value N (the common logarithm of N)

$\ln N$ = the power to which the base 2.718...(e) must be raised to obtain a value N (the natural logarithm of N)

- (1) $\log N = 0.4343 \ln N$
- (2) $\ln N = 2.3026 \log N$
- (3) $\log MN = \log M + \log N$
- (4) $\log M/N = \log M - \log N$
- (5) $\log N^a = a \log N$
- (6) $\log \sqrt[a]{N} = (\log N)/a$

B. CLASSICAL PHYSICS

Unless otherwise noted, the symbols and dimensions in this section are used consistently as follows:

m = mass (gm)	F = force (gm-cm/sec ² , dynes)
v = velocity (cm/sec)	r = radius of action (cm)
a = acceleration (cm/sec ²)	s = distance (cm)

(1) Linear Force

$$F = m a = (\text{gm})(\text{cm}/\text{sec}^2) = \text{gm-cm}/\text{sec}^2 = \text{dynes}$$

(2) Momentum

$$p = mv = (\text{gm})(\text{cm}/\text{sec})$$

(3) Conservation of Momentum (any impact between Body A and Body B)

$$m_A v_{A_i} + m_B v_{B_i} = m_A v_{A_f} + m_B v_{B_f} \quad \begin{array}{l} i = \text{initial} \\ f = \text{final} \end{array}$$

(4) Work

$$W = F s = m a s = (\text{gm})(\text{cm}/\text{sec}^2)(\text{cm}) = \text{gm-cm}^2/\text{sec}^2 = \text{dyne-cm} = \text{erg}$$

(5) Energy

$$E = (\text{work}) = F s = (\text{gm-cm}/\text{sec}^2)(\text{cm}) = \text{gm-cm}^2/\text{sec}^2 = \text{erg}$$

(6) Kinetic Energy

$$\text{K.E.} = \frac{1}{2} m v^2 = (\text{gm})(\text{cm}/\text{sec})^2 = \text{gm-cm}^2/\text{sec}^2 = \text{erg}$$

(7) Conservation of Kinetic Energy (elastic impact: Body A and Body B)

$$\frac{1}{2} m_A v_{A_i}^2 + \frac{1}{2} m_B v_{B_i}^2 = \frac{1}{2} m_A v_{A_f}^2 + \frac{1}{2} m_B v_{B_f}^2$$

(8) Power

$$P = (\text{work}/\text{time}) = F s/t = (\text{gm-cm}/\text{sec}^2)(\text{cm})/\text{sec} = \text{erg}/\text{sec}$$

C. WAVE AND QUANTUM RELATIONS

Unless otherwise noted, symbols and dimensions in this section are used consistently as follows:

v = velocity of wave or particle (cm/sec)

h = Planck constant (6.6×10^{-27} erg sec)

ν = frequency of wave or quanta (hertz)

λ = wavelength (cm)

λ_0 = wavelength of incident radiation (angstroms)

λ_θ = wavelength of scattered radiation at angle θ (angstroms)

E = energy (ergs)

θ = angle between incident and scattered radiation

c = velocity of light (3×10^{10} cm/sec)

m = mass of particle (gm)

ϕ = work function (ergs)

(1) Wave Equation

Wave velocity (v or c) = $\lambda \nu$

(2) Associated Wavelength of a Particle

Wavelength = $\lambda = \frac{h}{mv}$

(3) Photoelectric Equation

$E = \phi + \frac{1}{2}mv^2$

(4) Photon Energy

$E = h\nu$

$E = \frac{hc}{\lambda}$

Energy in electron volts = $\frac{1.242 \times 10^4}{\text{Wavelength in angstroms}}$

(5) Mass-Energy Relation

$E = mc^2$

(6) Momentum of Photon

$mv = \frac{h}{\lambda}$

(7) Compton Scattering of Gamma and X Rays

$\lambda_\theta = \lambda_0 + 0.0242 (1 - \cos \theta)$

D. ELECTROSTATICS

The following units apply in this section:

F = force (dynes)

Q = electrostatic charge (statcoulombs)

s = distance (cm)

V = potential (statvolts)

C = capacitance (statfarads)

W = work (ergs)

ϵ = dielectric constant

(1) Force Between Two Charges, a and b (Coulomb's Law)

$$F = \frac{Q_a Q_b}{\epsilon s^2}$$

(2) Work

$$W = Q V$$

(3) Capacitance

$$C = Q/V$$

(4) Potential

$$V = Q/s$$

E. RADIOACTIVE DECAY

The following symbols will be used in this section:

N_0 = number of nuclei at some original time

N = number of nuclei remaining after a time interval, t

I_0 = intensity of radiation at some original time

I = intensity of radiation after a time interval, t

A_0 = activity of sample at some original time

A = activity remaining after a time interval, t

λ = decay constant for the particular radioactive element

e = base of natural logarithms; 2.718 . . .

t = elapsed time

$T_{1/2}$ = half-life of a particular radioactive element

n = $t/T_{1/2}$ = number of half-lives

$$(1) N = N_0 e^{-\lambda t} \quad \text{or} \quad N = N_0 e^{-0.693t/T_{1/2}}$$

$$(2) A = A_0 e^{-\lambda t} \quad \text{or} \quad A = A_0 e^{-0.693t/T_{1/2}}$$

$$(3) I = I_0 e^{-\lambda t} \quad \text{or} \quad I = I_0 e^{-0.693t/T_{1/2}}$$

$$(4) N = N_0 e^{-n} \quad \text{or} \quad N/N_0 = 1/2^n$$

Decay Constant

$$(5) \lambda = 0.693/T_{1/2}$$

Fission Product Decay*

$$(6) I_1 t_1^{-1.2} = I_2 t_2^{-1.2}$$

where I_1 = radiation intensity at time t_1 (>4h) after fission

I_2 = radiation intensity at time t_2 (<200 days) after fission

F. SPECIFIC ACTIVITY (Isotopic)

Specific Activity

$$\lambda N = 0.693N/T_{1/2} = \text{dis/sec/gm}$$

where $T_{1/2}$ = half-life (seconds)

N = number of atoms per gram

Specific Activity

$$\lambda N / (3.7 \times 10^{10}) = \frac{N \times 1.873 \times 10^{-11}}{T_{1/2}} = \text{curies/gm}$$

G. RADIATION ABSORPTION

(1) Alpha Particle Range

$$R_\alpha = 0.56E \quad (E < 4 \text{ MeV})$$

where R_α = range in cm of air at 1 atm and 15°C

$$R_\alpha = 1.24E - 2.62 \quad (4 < E < 8 \text{ MeV})$$

E = energy, MeV

(2) Beta Particle Range

For $0.01 \leq E \leq 2.5 \text{ MeV}$

$$R = 412 E^{1.265} - 0.0954 \ln E$$

where R = range in mg/cm²

$$\ln E = 6.63 - 3.2376 [10.2146 - \ln R]^{1/2}$$

E = max. energy, MeV

For $E \geq 2.5 \text{ MeV}$

$$R = 530 E - 106$$

where R, E same as above

Sargent's rule ($E > 0.8 \text{ MeV}$)

$$R = 0.526 E - 0.094$$

where R = range, gm/cm²

E = max. energy, MeV

Feather's rule ($E > 0.6 \text{ MeV}$)

$$R = 0.542 E - 0.133$$

where R, E same as for Sargeant's rule

(3) Gamma Ray Absorption

The following symbols will be used in this section:

I_0 = original radiation exposure rate

I = attenuated radiation exposure rate

$$\mu = \text{linear absorption coefficient (cm}^{-1}\text{)} = \frac{0.693}{x_{1/2}}$$

*See "The Effects of Nuclear Weapons," 1962, §9.170-9.177

μ/ρ = mass absorption coefficient (cm^2/gm)
 ρ = absorber density (gm/cm^3)
 x = absorber thickness (cm)
 $x_{1/2}$ = half-value layer of absorber (cm)
 e = base of natural logarithms (2.718 . . .)
 b = "buildup" factor

For monoenergetic or monochromatic narrow-beam radiation:

$$I = I_0 e^{-\mu x} \quad \text{or} \quad I = I_0 e^{-(\mu/\rho)(\rho)(x)}$$

For monoenergetic or monochromatic wide-beam radiation:

$$I = b I_0 e^{-\mu x}$$

(4) Neutron Absorption (for a collimated beam of monoenergetic neutrons)

$$I = I_0 e^{-\sigma N x}$$

where I_0 = initial neutron intensities

I = final neutron intensities

N = number of atoms per cc in the absorber

σ = cross section (square centimeters)

x = thickness of absorber (cm)

e = base of the natural logarithm (2.718 . . .)

Since this equation is only an approximation of neutron attenuation, average neutron energies can be used for determining the value of σ . The equation is not accurate enough to justify the use of neutron buildup factors.

(5) Approximate Range - Energy Relation for Protons*

$$R = (E/9.3)^{1.8}$$

where E = energy in MeV (few MeV to 200 MeV)

R = range in meters in air

H. BETA PARTICLE COUNTING

(1) Self-Absorption

$$\frac{R_0}{R} = \frac{1}{mx} (1 - e^{-mx})$$

where R_0 = measured counting rate

R = true counting rate

x = sample thickness (mg/cm^2)

m = absorption coefficient (cm^2/mg) [See NBS Handbook No. 51, p. 26]

*Segre, Emilio, "Experimental Nuclear Physics," Vol. 1, New York: John Wiley & Sons, Inc., 1953.

(2) Resolving Time Determination

$$\tau = \frac{R_1 + R_2 - R_{1,2}}{2 (R_1 R_2)}$$

where τ = resolving time, seconds

R_1 = counting rate, source 1 (c/s)

R_2 = counting rate, source 2 (c/s)

$R_{1,2}$ = counting rate, combined sources 1 and 2 (c/s)

(3) Resolving Time Correction

$$R = \frac{R_0}{1 - R_0 \tau}$$

where R = true counting rate (c/s)

R_0 = observed counting rate (c/s)

τ = resolving time, seconds

I. STATISTICS OF COUNTING*

n = number of counts, one observation

t = counting time, one observation

\bar{n} = mean number of counts, series of observations

\bar{t} = mean counting time, series of observations

m = number of observations

σ = theoretical standard deviation

S_t = observed standard deviation of the time required to record a preset number of counts

S_n = observed mean standard deviation of the number of counts recorded in a preset time

r = average number of counts per unit time

(1) Theoretical Standard Deviation

(a) $\sigma_n = \sqrt{rt} \cong \sqrt{n}$ for single observation

(b) $\sigma_{\bar{n}} = \sqrt{rt/m} \cong \sqrt{\bar{n}/m}$ for average number of counts/interval

(2) Observed (Experimental) Standard Deviation

(a) Series of observations, preset time

$$S_n = \left[\sum_{i=1}^m (n_i - \bar{n})^2 / (m - 1) \right]^{1/2}$$

* Bleuler, Ernst, and Goldsmith, George J., "Experimental Nucleonics," New York: Holt, Rinehart & Winston, Inc., 1952.

(b) Series of observations, preset count

$$S_t = \left[\sum_{i=1}^m (t_i - \bar{t})^2 / (m - 1) \right]^{1/2}$$

$$S_n = (n/\bar{t}) S_t$$

(c) Reliability factor

$$R.F. = S_n / \sigma_{\bar{n}}$$

J. CALIBRATION PROCEDURES

Gamma Emitter Dose in Air

(1) Exposure Rate (from a point source)

$$I_\gamma = 0.156 n E (10^5 \mu_a) \quad \text{(Equation assumes that one ion pair in air causes an average energy expenditure of 32.7 electron volts.)}$$

where I_γ = mR/hr at 1 meter per mCi

n = gamma quanta per disintegration

E = energy of gamma quanta in MeV

μ_a = energy absorption coefficient for gamma in air (S.T.P.) in cm^{-1}

(2) Exposure Rate (from point source of radium, 0.5 mm Pt cover)

$$\text{mR/hr} = \frac{\text{mg of Ra}}{\text{yd}^2}$$

where yd = distance to source (yd)

$$\text{mR/hr} = \frac{8400 \text{ mg of Ra}}{\text{cm}^2}$$

cm = distance (cm)

(3) Exposure Rate, Approximate (from any gamma point source)

$$\text{R/hr at 1 foot} \cong 6 C E n$$

where C = number of curies

$$\text{mR/hr/mCi at 1 meter} \cong 0.5 n E$$

E = gamma ray energy (MeV)

n = gamma quanta/dis

(4) Exposure Rate (from any gamma point source)

$$\text{mR/hr} = n I_\gamma / s^2$$

where n = number of millicuries

I_γ = mR/hr at 1 meter per mCi

s = distance (meters)

(5) Exposure Rate (from a linear gamma emitter source)

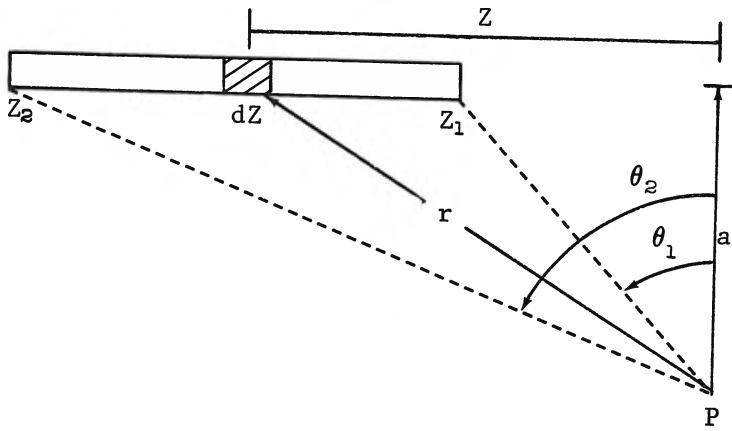
The following terminology will be used:

S = source activity in photons per second per unit length

ϕ = flux at point of interest in photons per square centimeter per second

r = distance from source to point of interest, P

θ = angle in degrees



$$\phi = \int_{Z_1}^{Z_2} \frac{S(dZ)}{4 \pi r^2}$$

$$\phi = \frac{S}{4 \pi a} (\theta_2 - \theta_1)$$

K. INTERNAL RADIATION DOSAGE

(1) Biological Half-Life

$$T_b = \frac{0.693}{\lambda_b}$$

where λ_b = biological decay constant

T_b = biological half-life

(2) Effective Half-Life

$$T_{\text{eff}} = \frac{(T_{\frac{1}{2}})(T_b)}{T_{\frac{1}{2}} + T_b}$$

where T_{eff} = effective half-life

$T_{\frac{1}{2}}$ = radioactive (physical) half-life

T_b = biological half-life

(3) Beta Emitter Dose

$$D = 73.8 E T_{\text{eff}} C (1 - e^{-\lambda_{\text{eff}} t})$$

where D = dose (rads)

E = average energy of beta particle (MeV)

T_{eff} = effective half-life

C = $\mu\text{Ci/gm}$ of radionuclide in tissue

λ_{eff} = effective decay constant (day^{-1})

t = time (day)

L. DECONTAMINATION FACTOR

$$\text{D.F.} = \frac{\text{Initial Activity}}{\text{Final Activity}}$$

M. ISOTOPIC DILUTION

(1) Single Addition Method

$$w = w' \left(\frac{SpA'}{SpA} - 1 \right)$$

where w = total weight of diluent material (weight of stable material)

w' = total weight of labeled material (weight of radioactive material)

SpA' = specific activity of labeled material

SpA = specific activity of mixture

(2) Double Dilution

$$(a) S = \frac{S_1^1 S_2 (G_1 - G_2)}{S_2 G_2 - S_1 G_1}$$

$$(b) Z = \frac{S_1 G_2 - S_1 G_1}{S_1 - S_2}$$

where S_0 = initial specific activity

S_1 = specific activity of first dilution

S_2 = specific activity of second dilution

G_1 = weight of carrier added for first dilution

G_2 = weight of carrier added for second dilution

Z = weight of original radioactive material

N. NEUTRON ACTIVATION METHODS

Thin Target*

$$A\phi = k\sigma_{ac} f n (1 - e^{-\lambda t}) e^{-\lambda\phi}$$

where $A\phi$ = measured activity in net counts per second at time ϕ

ϕ = time increment between end of irradiation and the time at which the target is counted

k = efficiency of the counter for measuring the induced radioactivity

σ_{ac} = activation cross section for neutron capture by the target material, square centimeters per atom per neutron

*A thin target is one which will not reduce the neutron flux by more than the error permitted for the experiment.

- f = flux of neutrons,
neutrons per square
centimeter per second
- n = total number of target
nuclei
- λ = disintegration constant
of radioactive material
- t = time duration of expo-
sure to neutron flux
- e = base of natural
logarithm (2.718 . . .)

0. GEOMETRY OF A COUNTER

Point Source

$$G = 0.5 (1 - \cos \alpha) = \sin^2 \frac{1}{2}\alpha$$

where α = arc tan $\frac{r}{d}$

- r = radius of counter window
or phosphor
- d = distance between counter
and source
- G = geometry factor

SQUARES AND SQUARE ROOTS

N	N^2	\sqrt{N}	$\sqrt{10N}$	N	N^2	\sqrt{N}	$\sqrt{10N}$	N	N^2	\sqrt{N}	$\sqrt{10N}$
1.00	1.0000	1.00000	3.16228	1.60	2.5600	1.26491	4.00000	2.20	4.8400	1.48324	4.69042
1.01	1.0201	1.00499	3.17805	1.61	2.5921	1.26886	4.01248	2.21	4.8841	1.48661	4.70106
1.02	1.0404	1.00995	3.19374	1.62	2.6244	1.27279	4.02492	2.22	4.9284	1.48997	4.71169
1.03	1.0609	1.01489	3.20936	1.63	2.6569	1.27671	4.03733	2.23	4.9729	1.49332	4.72229
1.04	1.0816	1.01980	3.22490	1.64	2.6896	1.28062	4.04969	2.24	5.0176	1.49666	4.73286
1.05	1.1025	1.02470	3.24037	1.65	2.7225	1.28452	4.06202	2.25	5.0625	1.50000	4.74342
1.06	1.1236	1.02956	3.25576	1.66	2.7556	1.28841	4.07431	2.26	5.1076	1.50333	4.75395
1.07	1.1449	1.03441	3.27109	1.67	2.7889	1.29228	4.08656	2.27	5.1529	1.50665	4.76445
1.08	1.1664	1.03923	3.28634	1.68	2.8224	1.29615	4.09878	2.28	5.1984	1.50997	4.77493
1.09	1.1881	1.04403	3.30151	1.69	2.8561	1.30000	4.11096	2.29	5.2441	1.51327	4.78539
1.10	1.2100	1.04881	3.31662	1.70	2.8900	1.30384	4.12311	2.30	5.2900	1.51658	4.79583
1.11	1.2321	1.05357	3.33167	1.71	2.9241	1.30767	4.13521	2.31	5.3361	1.51987	4.80625
1.12	1.2544	1.05830	3.34664	1.72	2.9584	1.31149	4.14729	2.32	5.3824	1.52315	4.81664
1.13	1.2769	1.06301	3.36155	1.73	2.9929	1.31529	4.15933	2.33	5.4289	1.52643	4.82701
1.14	1.2996	1.06771	3.37639	1.74	3.0276	1.31909	4.17133	2.34	5.4756	1.52971	4.83735
1.15	1.3225	1.07238	3.39116	1.75	3.0625	1.32288	4.18330	2.35	5.5225	1.53297	4.84768
1.16	1.3456	1.07703	3.40588	1.76	3.0976	1.32665	4.19524	2.36	5.5696	1.53623	4.85798
1.17	1.3689	1.08167	3.42053	1.77	3.1329	1.33041	4.20714	2.37	5.6169	1.53948	4.86826
1.18	1.3924	1.08628	3.43511	1.78	3.1684	1.33417	4.21900	2.38	5.6644	1.54272	4.87852
1.19	1.4161	1.09087	3.44964	1.79	3.2041	1.33791	4.23084	2.39	5.7121	1.54596	4.88876
1.20	1.4400	1.09545	3.46410	1.80	3.2400	1.34164	4.24264	2.40	5.7600	1.54919	4.89898
1.21	1.4641	1.10000	3.47851	1.81	3.2761	1.34536	4.25441	2.41	5.8081	1.55242	4.90918
1.22	1.4884	1.10454	3.49285	1.82	3.3124	1.34907	4.26615	2.42	5.8564	1.55563	4.91935
1.23	1.5129	1.10905	3.50714	1.83	3.3489	1.35277	4.27785	2.43	5.9049	1.55885	4.92950
1.24	1.5376	1.11355	3.52136	1.84	3.3856	1.35647	4.28952	2.44	5.9536	1.56205	4.93964
1.25	1.5625	1.11803	3.53553	1.85	3.4225	1.36015	4.30116	2.45	6.0025	1.56525	4.94975
1.26	1.5876	1.12250	3.54965	1.86	3.4596	1.36382	4.31277	2.46	6.0516	1.56844	4.95984
1.27	1.6129	1.12694	3.56371	1.87	3.4969	1.36748	4.32435	2.47	6.1009	1.57162	4.96991
1.28	1.6384	1.13137	3.57771	1.88	3.5344	1.37113	4.33590	2.48	6.1504	1.57480	4.97996
1.29	1.6641	1.13578	3.59166	1.89	3.5721	1.37477	4.34741	2.49	6.2001	1.57797	4.98999
1.30	1.6900	1.14018	3.60555	1.90	3.6100	1.37840	4.35890	2.50	6.2500	1.58114	5.00000
1.31	1.7161	1.14455	3.61939	1.91	3.6481	1.38203	4.37035	2.51	6.3001	1.58430	5.00999
1.32	1.7424	1.14891	3.63318	1.92	3.6864	1.38564	4.38178	2.52	6.3504	1.58745	5.01996
1.33	1.7689	1.15326	3.64692	1.93	3.7249	1.38924	4.39318	2.53	6.4009	1.59060	5.02991
1.34	1.7956	1.15758	3.66060	1.94	3.7636	1.39284	4.40454	2.54	6.4516	1.59374	5.03984
1.35	1.8225	1.16190	3.67423	1.95	3.8025	1.39642	4.41588	2.55	6.5025	1.59687	5.04975
1.36	1.8496	1.16619	3.68782	1.96	3.8416	1.40000	4.42719	2.56	6.5536	1.60000	5.05964
1.37	1.8769	1.17047	3.70135	1.97	3.8809	1.40357	4.43847	2.57	6.6049	1.60312	5.06952
1.38	1.9044	1.17473	3.71484	1.98	3.9204	1.40712	4.44972	2.58	6.6564	1.60624	5.07937
1.39	1.9321	1.17898	3.72827	1.99	3.9601	1.41067	4.46094	2.59	6.7081	1.60935	5.08920
1.40	1.9600	1.18322	3.74166	2.00	4.0000	1.41421	4.47214	2.60	6.7600	1.61245	5.09902
1.41	1.9881	1.18743	3.75500	2.01	4.0401	1.41774	4.48330	2.61	6.8121	1.61555	5.10882
1.42	2.0164	1.19164	3.76829	2.02	4.0804	1.42127	4.49444	2.62	6.8644	1.61864	5.11859
1.43	2.0449	1.19583	3.78153	2.03	4.1209	1.42478	4.50555	2.63	6.9169	1.62173	5.12835
1.44	2.0736	1.20000	3.79473	2.04	4.1616	1.42829	4.51664	2.64	6.9696	1.62481	5.13809
1.45	2.1025	1.20416	3.80789	2.05	4.2025	1.43178	4.52769	2.65	7.0225	1.62788	5.14782
1.46	2.1316	1.20830	3.82099	2.06	4.2436	1.43527	4.53872	2.66	7.0756	1.63095	5.15752
1.47	2.1609	1.21244	3.83406	2.07	4.2849	1.43875	4.54973	2.67	7.1289	1.63401	5.16720
1.48	2.1904	1.21655	3.84708	2.08	4.3264	1.44222	4.56070	2.68	7.1824	1.63707	5.17687
1.49	2.2201	1.22066	3.86005	2.09	4.3681	1.44568	4.57165	2.69	7.2361	1.64012	5.18652
1.50	2.2500	1.22474	3.87298	2.10	4.4100	1.44914	4.58258	2.70	7.2900	1.64317	5.19615
1.51	2.2801	1.22882	3.88587	2.11	4.4521	1.45258	4.59347	2.71	7.3441	1.64621	5.20577
1.52	2.3104	1.23288	3.89872	2.12	4.4944	1.45602	4.60435	2.72	7.3984	1.64924	5.21536
1.53	2.3409	1.23693	3.91152	2.13	4.5369	1.45945	4.61519	2.73	7.4529	1.65227	5.22494
1.54	2.3716	1.24097	3.92428	2.14	4.5796	1.46287	4.62601	2.74	7.5076	1.65529	5.23450
1.55	2.4025	1.24499	3.93700	2.15	4.6225	1.46629	4.63681	2.75	7.5625	1.65831	5.24404
1.56	2.4336	1.24900	3.94968	2.16	4.6656	1.46969	4.64758	2.76	7.6176	1.66132	5.25357
1.57	2.4649	1.25300	3.96232	2.17	4.7089	1.47309	4.65833	2.77	7.6729	1.66433	5.26308
1.58	2.4964	1.25698	3.97492	2.18	4.7524	1.47648	4.66905	2.78	7.7284	1.66733	5.27257
1.59	2.5281	1.26095	3.98748	2.19	4.7961	1.47986	4.67974	2.79	7.7841	1.67033	5.28205
1.60	2.5600	1.26491	4.00000	2.20	4.8400	1.48324	4.69042	2.80	7.8400	1.67332	5.29150
N	N^2	\sqrt{N}	$\sqrt{10N}$	N	N^2	\sqrt{N}	$\sqrt{10N}$	N	N^2	\sqrt{N}	$\sqrt{10N}$

SQUARES AND SQUARE ROOTS

N	N^2	\sqrt{N}	$\sqrt{10N}$	N	N^2	\sqrt{N}	$\sqrt{10N}$	N	N^2	\sqrt{N}	$\sqrt{10N}$
2.80	7.8400	1.67332	5.29150	3.40	11.5600	1.84391	5.83095	4.00	16.0000	2.00000	6.32456
2.81	7.8961	1.67631	5.30094	3.41	11.6281	1.84662	5.83952	4.01	16.0801	2.00250	6.33246
2.82	7.9524	1.67929	5.31037	3.42	11.6964	1.84932	5.84808	4.02	16.1604	2.00499	6.34035
2.83	8.0089	1.68226	5.31977	3.43	11.7649	1.85203	5.85662	4.03	16.2409	2.00749	6.34823
2.84	8.0656	1.68523	5.32917	3.44	11.8336	1.85472	5.86515	4.04	16.3216	2.00998	6.35610
2.85	8.1225	1.68819	5.33854	3.45	11.9025	1.85742	5.87367	4.05	16.4025	2.01246	6.36396
2.86	8.1796	1.69115	5.34790	3.46	11.9716	1.86011	5.88218	4.06	16.4836	2.01494	6.37181
2.87	8.2369	1.69411	5.35724	3.47	12.0409	1.86279	5.89067	4.07	16.5649	2.01742	6.37966
2.88	8.2944	1.69706	5.36656	3.48	12.1104	1.86548	5.89915	4.08	16.6464	2.01990	6.38749
2.89	8.3521	1.70000	5.37587	3.49	12.1801	1.86815	5.90762	4.09	16.7281	2.02237	6.39531
2.90	8.4100	1.70294	5.38516	3.50	12.2500	1.87083	5.91608	4.10	16.8100	2.02485	6.40312
2.91	8.4681	1.70587	5.39444	3.51	12.3201	1.87350	5.92453	4.11	16.8921	2.02731	6.41093
2.92	8.5264	1.70880	5.40370	3.52	12.3904	1.87617	5.93296	4.12	16.9744	2.02978	6.41872
2.93	8.5849	1.71172	5.41295	3.53	12.4609	1.87883	5.94138	4.13	17.0569	2.03224	6.42651
2.94	8.6436	1.71464	5.42218	3.54	12.5316	1.88149	5.94979	4.14	17.1396	2.03470	6.43428
2.95	8.7025	1.71756	5.43139	3.55	12.6025	1.88414	5.95819	4.15	17.2225	2.03715	6.44205
2.96	8.7616	1.72047	5.44059	3.56	12.6736	1.88680	5.96657	4.16	17.3056	2.03961	6.44981
2.97	8.8209	1.72337	5.44977	3.57	12.7449	1.88944	5.97495	4.17	17.3889	2.04206	6.45755
2.98	8.8804	1.72627	5.45894	3.58	12.8164	1.89209	5.98331	4.18	17.4724	2.04450	6.46529
2.99	8.9401	1.72916	5.46809	3.59	12.8881	1.89473	5.99166	4.19	17.5561	2.04695	6.47302
3.00	9.0000	1.73205	5.47723	3.60	12.9600	1.89737	6.00000	4.20	17.6400	2.04939	6.48074
3.01	9.0601	1.73494	5.48635	3.61	13.0321	1.90000	6.00833	4.21	17.7241	2.05183	6.48845
3.02	9.1204	1.73781	5.49545	3.62	13.1044	1.90263	6.01664	4.22	17.8084	2.05426	6.49615
3.03	9.1809	1.74069	5.50454	3.63	13.1769	1.90526	6.02495	4.23	17.8929	2.05670	6.50384
3.04	9.2416	1.74356	5.51362	3.64	13.2496	1.90788	6.03324	4.24	17.9776	2.05913	6.51153
3.05	9.3025	1.74642	5.52268	3.65	13.3225	1.91050	6.04152	4.25	18.0625	2.06155	6.51920
3.06	9.3636	1.74929	5.53173	3.66	13.3956	1.91311	6.04979	4.26	18.1476	2.06398	6.52687
3.07	9.4249	1.75214	5.54076	3.67	13.4689	1.91572	6.05805	4.27	18.2329	2.06640	6.53452
3.08	9.4864	1.75499	5.54977	3.68	13.5424	1.91833	6.06630	4.28	18.3184	2.06882	6.54217
3.09	9.5481	1.75784	5.55878	3.69	13.6161	1.92094	6.07454	4.29	18.4041	2.07123	6.54981
3.10	9.6100	1.76068	5.56776	3.70	13.6900	1.92354	6.08276	4.30	18.4900	2.07364	6.55744
3.11	9.6721	1.76352	5.57674	3.71	13.7641	1.92614	6.09098	4.31	18.5761	2.07605	6.56506
3.12	9.7344	1.76635	5.58570	3.72	13.8384	1.92873	6.09918	4.32	18.6624	2.07846	6.57267
3.13	9.7969	1.76918	5.59464	3.73	13.9129	1.93132	6.10737	4.33	18.7489	2.08087	6.58027
3.14	9.8596	1.77200	5.60357	3.74	13.9876	1.93391	6.11555	4.34	18.8356	2.08327	6.58787
3.15	9.9225	1.77482	5.61249	3.75	14.0625	1.93649	6.12372	4.35	18.9225	2.08567	6.59545
3.16	9.9856	1.77764	5.62139	3.76	14.1376	1.93907	6.13188	4.36	19.0096	2.08806	6.60303
3.17	10.0489	1.78045	5.63028	3.77	14.2129	1.94165	6.14003	4.37	19.0969	2.09045	6.61060
3.18	10.1124	1.78326	5.63915	3.78	14.2884	1.94422	6.14817	4.38	19.1844	2.09284	6.61816
8.19	10.1761	1.78606	5.64801	3.79	14.3641	1.94679	6.15630	4.39	19.2721	2.09523	6.62571
3.20	10.2400	1.78885	5.65685	3.80	14.4400	1.94936	6.16441	4.40	19.3600	2.09762	6.63325
3.21	10.3041	1.79165	5.66569	3.81	14.5161	1.95192	6.17252	4.41	19.4481	2.10000	6.64078
3.22	10.3684	1.79444	5.67450	3.82	14.5924	1.95448	6.18061	4.42	19.5364	2.10238	6.64831
3.23	10.4329	1.79722	5.68331	3.83	14.6689	1.95704	6.18870	4.43	19.6249	2.10476	6.65582
3.24	10.4976	1.80000	5.69210	3.84	14.7456	1.95959	6.19677	4.44	19.7136	2.10713	6.66333
3.25	10.5625	1.80278	5.70088	3.85	14.8225	1.96214	6.20484	4.45	19.8025	2.10950	6.67083
3.26	10.6276	1.80555	5.70964	3.86	14.8996	1.96469	6.21289	4.46	19.8916	2.11187	6.67832
3.27	10.6929	1.80831	5.71839	3.87	14.9769	1.96723	6.22093	4.47	19.9809	2.11424	6.68581
3.28	10.7584	1.81108	5.72713	3.88	15.0544	1.96977	6.22896	4.48	20.0704	2.11660	6.69328
3.29	10.8241	1.81384	5.73585	3.89	15.1321	1.97231	6.23699	4.49	20.1601	2.11896	6.70075
3.30	10.8900	1.81659	5.74456	3.90	15.2100	1.97484	6.24500	4.50	20.2500	2.12132	6.70820
3.31	10.9561	1.81934	5.75326	3.91	15.2881	1.97737	6.25300	4.51	20.3401	2.12368	6.71565
3.32	11.0224	1.82209	5.76194	3.92	15.3664	1.97990	6.26099	4.52	20.4304	2.12603	6.72309
3.33	11.0889	1.82483	5.77062	3.93	15.4449	1.98242	6.26897	4.53	20.5209	2.12838	6.73053
3.34	11.1556	1.82757	5.77927	3.94	15.5236	1.98494	6.27694	4.54	20.6116	2.13073	6.73795
3.35	11.2225	1.83030	5.78792	3.95	15.6025	1.98746	6.28490	4.55	20.7025	2.13307	6.74537
3.36	11.2896	1.83303	5.79655	3.96	15.6816	1.98997	6.29285	4.56	20.7936	2.13542	6.75278
3.37	11.3569	1.83576	5.80517	3.97	15.7609	1.99249	6.30079	4.57	20.8849	2.13776	6.76018
3.38	11.4244	1.83848	5.81378	3.98	15.8404	1.99499	6.30872	4.58	20.9764	2.14009	6.76757
3.39	11.4921	1.84120	5.82237	3.99	15.9201	1.99750	6.31664	4.59	21.0681	2.14243	6.77495
3.40	11.5600	1.84391	5.83095	4.00	16.0000	2.00000	6.32456	4.60	21.1600	2.14476	6.78233
N	N^2	\sqrt{N}	$\sqrt{10N}$	N	N^2	\sqrt{N}	$\sqrt{10N}$	N	N^2	\sqrt{N}	$\sqrt{10N}$

SQUARES AND SQUARE ROOTS

N	N^2	\sqrt{N}	$\sqrt{10N}$	N	N^2	\sqrt{N}	$\sqrt{10N}$	N	N^2	\sqrt{N}	$\sqrt{10N}$
4.60	21.1600	2.14476	6.78233	5.20	27.0400	2.28035	7.21110	5.80	33.6400	2.40832	7.61577
4.61	21.2521	2.14709	6.78970	5.21	27.1441	2.28254	7.21803	5.81	33.7561	2.41039	7.62234
4.62	21.3444	2.14942	6.79706	5.22	27.2484	2.28473	7.22496	5.82	33.8724	2.41247	7.62889
4.63	21.4369	2.15174	6.80441	5.23	27.3529	2.28692	7.23187	5.83	33.9889	2.41454	7.63544
4.64	21.5296	2.15407	6.81175	5.24	27.4576	2.28910	7.23878	5.84	34.1056	2.41661	7.64199
4.65	21.6225	2.15639	6.81909	5.25	27.5625	2.29129	7.24569	5.85	34.2225	2.41868	7.64853
4.66	21.7156	2.15870	6.82642	5.26	27.6676	2.29347	7.25259	5.86	34.3396	2.42074	7.65506
4.67	21.8089	2.16102	6.83374	5.27	27.7729	2.29565	7.25948	5.87	34.4569	2.42281	7.66159
4.68	21.9024	2.16333	6.84105	5.28	27.8784	2.29783	7.26636	5.88	34.5744	2.42487	7.66812
4.69	21.9961	2.16564	6.84836	5.29	27.9841	2.30000	7.27324	5.89	34.6921	2.42693	7.67463
4.70	22.0900	2.16795	6.85565	5.30	28.0900	2.30217	7.28011	5.90	34.8100	2.42899	7.68115
4.71	22.1841	2.17025	6.86294	5.31	28.1961	2.30434	7.28697	5.91	34.9281	2.43105	7.68765
4.72	22.2784	2.17256	6.87023	5.32	28.3024	2.30651	7.29383	5.92	35.0464	2.43311	7.69415
4.73	22.3729	2.17486	6.87750	5.33	28.4089	2.30868	7.30068	5.93	35.1649	2.43516	7.70065
4.74	22.4676	2.17715	6.88477	5.34	28.5156	2.31084	7.30753	5.94	35.2836	2.43721	7.70714
4.75	22.5625	2.17945	6.89202	5.35	28.6225	2.31301	7.31437	5.95	35.4025	2.43926	7.71362
4.76	22.6576	2.18174	6.89928	5.36	28.7296	2.31517	7.32120	5.96	35.5216	2.44131	7.72010
4.77	22.7529	2.18403	6.90652	5.37	28.8369	2.31733	7.32803	5.97	35.6409	2.44336	7.72658
4.78	22.8484	2.18632	6.91375	5.38	28.9444	2.31948	7.33485	5.98	35.7604	2.44540	7.73305
4.79	22.9441	2.18861	6.92098	5.39	29.0521	2.32164	7.34166	5.99	35.8801	2.44745	7.73951
4.80	23.0400	2.19089	6.92820	5.40	29.1600	2.32379	7.34847	6.00	36.0000	2.44949	7.74597
4.81	23.1361	2.19317	6.93542	5.41	29.2681	2.32594	7.35527	6.01	36.1201	2.45153	7.75242
4.82	23.2324	2.19545	6.94262	5.42	29.3764	2.32809	7.36206	6.02	36.2404	2.45357	7.75887
4.83	23.3289	2.19773	6.94982	5.43	29.4849	2.33024	7.36885	6.03	36.3609	2.45561	7.76531
4.84	23.4256	2.20000	6.95701	5.44	29.5936	2.33238	7.37564	6.04	36.4816	2.45764	7.77174
4.85	23.5225	2.20227	6.96419	5.45	29.7025	2.33452	7.38241	6.05	36.6025	2.45967	7.77817
4.86	23.6196	2.20454	6.97137	5.46	29.8116	2.33666	7.38918	6.06	36.7236	2.46171	7.78460
4.87	23.7169	2.20681	6.97854	5.47	29.9209	2.33880	7.39594	6.07	36.8449	2.46374	7.79102
4.88	23.8144	2.20907	6.98570	5.48	30.0304	2.34094	7.40270	6.08	36.9664	2.46577	7.79744
4.89	23.9121	2.21133	6.99285	5.49	30.1401	2.34307	7.40945	6.09	37.0881	2.46779	7.80385
4.90	24.0100	2.21359	7.00000	5.50	30.2500	2.34521	7.41620	6.10	37.2100	2.46982	7.81025
4.91	24.1081	2.21585	7.00714	5.51	30.3601	2.34734	7.42294	6.11	37.3321	2.47184	7.81665
4.92	24.2064	2.21811	7.01427	5.52	30.4704	2.34947	7.42967	6.12	37.4544	2.47386	7.82304
4.93	24.3049	2.22036	7.02140	5.53	30.5809	2.35160	7.43640	6.13	37.5769	2.47588	7.82943
4.94	24.4036	2.22261	7.02851	5.54	30.6916	2.35372	7.44312	6.14	37.6996	2.47790	7.83582
4.95	24.5025	2.22486	7.03562	5.55	30.8025	2.35584	7.44983	6.15	37.8225	2.47992	7.84219
4.96	24.6016	2.22711	7.04273	5.56	30.9136	2.35797	7.45654	6.16	37.9456	2.48193	7.84857
4.97	24.7009	2.22935	7.04982	5.57	31.0249	2.36008	7.46324	6.17	38.0689	2.48395	7.85493
4.98	24.8004	2.23159	7.05691	5.58	31.1364	2.36220	7.46994	6.18	38.1924	2.48596	7.86130
4.99	24.9001	2.23383	7.06399	5.59	31.2481	2.36432	7.47663	6.19	38.3161	2.48797	7.86766
5.00	25.0000	2.23607	7.07107	5.60	31.3600	2.36643	7.48331	6.20	38.4400	2.48998	7.87401
5.01	25.1001	2.23830	7.07814	5.61	31.4721	2.36854	7.48999	6.21	38.5641	2.49199	7.88036
5.02	25.2004	2.24054	7.08520	5.62	31.5844	2.37065	7.49667	6.22	38.6884	2.49399	7.88670
5.03	25.3009	2.24277	7.09225	5.63	31.6969	2.37276	7.50333	6.23	38.8129	2.49600	7.89303
5.04	25.4016	2.24499	7.09930	5.64	31.8096	2.37487	7.50999	6.24	38.9376	2.49800	7.89937
5.05	25.5025	2.24722	7.10634	5.65	31.9225	2.37697	7.51665	6.25	39.0625	2.50000	7.90569
5.06	25.6036	2.24944	7.11337	5.66	32.0356	2.37908	7.52330	6.26	39.1876	2.50200	7.91202
5.07	25.7049	2.25167	7.12039	5.67	32.1489	2.38118	7.52994	6.27	39.3129	2.50400	7.91833
5.08	25.8064	2.25389	7.12741	5.68	32.2624	2.38328	7.53658	6.28	39.4384	2.50599	7.92465
5.09	25.9081	2.25610	7.13442	5.69	32.3761	2.38537	7.54321	6.29	39.5641	2.50799	7.93095
5.10	26.0100	2.25832	7.14143	5.70	32.4900	2.38747	7.54983	6.30	39.6900	2.50998	7.93725
5.11	26.1121	2.26053	7.14843	5.71	32.6041	2.38956	7.55645	6.31	39.8161	2.51197	7.94355
5.12	26.2144	2.26274	7.15542	5.72	32.7184	2.39165	7.56307	6.32	39.9424	2.51396	7.94984
5.13	26.3169	2.26495	7.16240	5.73	32.8329	2.39374	7.56968	6.33	40.0689	2.51595	7.95613
5.14	26.4196	2.26716	7.16938	5.74	32.9476	2.39583	7.57628	6.34	40.1956	2.51794	7.96241
5.15	26.5225	2.26936	7.17635	5.75	33.0625	2.39792	7.58288	6.35	40.3225	2.51992	7.96869
5.16	26.6256	2.27156	7.18331	5.76	33.1776	2.40000	7.58947	6.36	40.4496	2.52190	7.97496
5.17	26.7289	2.27376	7.19027	5.77	33.2929	2.40208	7.59605	6.37	40.5769	2.52389	7.98123
5.18	26.8324	2.27596	7.19722	5.78	33.4084	2.40416	7.60263	6.38	40.7044	2.52587	7.98749
5.19	26.9361	2.27816	7.20417	5.79	33.5241	2.40624	7.60920	6.39	40.8321	2.52784	7.99375
5.20	27.0400	2.28035	7.21110	5.80	33.6400	2.40832	7.61577	6.40	40.9600	2.52982	8.00000
N	N^2	\sqrt{N}	$\sqrt{10N}$	N	N^2	\sqrt{N}	$\sqrt{10N}$	N	N^2	\sqrt{N}	$\sqrt{10N}$

SQUARES AND SQUARE ROOTS

N	N ²	√N	√10N	N	N ²	√N	√10N	N	N ²	√N	√10N
6.40	40.9600	2.52982	8.00000	7.00	49.0000	2.64575	8.36660	7.60	57.7600	2.75681	8.71780
6.41	41.0881	2.53180	8.00625	7.01	49.1401	2.64764	8.37257	7.61	57.9121	2.75862	8.72353
6.42	41.2164	2.53377	8.01249	7.02	49.2804	2.64953	8.37854	7.62	58.0644	2.76043	8.72926
6.43	41.3449	2.53574	8.01873	7.03	49.4209	2.65141	8.38451	7.63	58.2169	2.76225	8.73499
6.44	41.4736	2.53772	8.02496	7.04	49.5616	2.65330	8.39047	7.64	58.3696	2.76405	8.74071
6.45	41.6025	2.53969	8.03119	7.05	49.7025	2.65518	8.39643	7.65	58.5225	2.76586	8.74643
6.46	41.7316	2.54165	8.03741	7.06	49.8436	2.65707	8.40238	7.66	58.6756	2.76767	8.75214
6.47	41.8609	2.54362	8.04363	7.07	49.9849	2.65895	8.40833	7.67	58.8289	2.76948	8.75785
6.48	41.9904	2.54558	8.04984	7.08	50.1264	2.66083	8.41427	7.68	58.9824	2.77128	8.76356
6.49	42.1201	2.54755	8.05605	7.09	50.2681	2.66271	8.42021	7.69	59.1361	2.77308	8.76926
6.50	42.2500	2.54951	8.06226	7.10	50.4100	2.66458	8.42615	7.70	59.2900	2.77489	8.77496
6.51	42.3801	2.55147	8.06846	7.11	50.5521	2.66646	8.43208	7.71	59.4441	2.77669	8.78066
6.52	42.5104	2.55343	8.07465	7.12	50.6944	2.66833	8.43801	7.72	59.5984	2.77849	8.78635
6.53	42.6409	2.55539	8.08084	7.13	50.8369	2.67021	8.44393	7.73	59.7529	2.78029	8.79204
6.54	42.7716	2.55734	8.08703	7.14	50.9796	2.67208	8.44985	7.74	59.9076	2.78209	8.79773
6.55	42.9025	2.55930	8.09321	7.15	51.1225	2.67395	8.45577	7.75	60.0625	2.78388	8.80341
6.56	43.0336	2.56125	8.09938	7.16	51.2656	2.67582	8.46168	7.76	60.2176	2.78568	8.80909
6.57	43.1649	2.56320	8.10555	7.17	51.4089	2.67769	8.46759	7.77	60.3729	2.78747	8.81476
6.58	43.2964	2.56515	8.11172	7.18	51.5524	2.67955	8.47349	7.78	60.5284	2.78927	8.82043
6.59	43.4281	2.56710	8.11788	7.19	51.6961	2.68142	8.47939	7.79	60.6841	2.79106	8.82610
6.60	43.5600	2.56905	8.12404	7.20	51.8400	2.68328	8.48528	7.80	60.8400	2.79285	8.83176
6.61	43.6921	2.57099	8.13019	7.21	51.9841	2.68514	8.49117	7.81	60.9961	2.79464	8.83742
6.62	43.8244	2.57294	8.13634	7.22	52.1284	2.68701	8.49706	7.82	61.1524	2.79643	8.84308
6.63	43.9569	2.57488	8.14248	7.23	52.2729	2.68887	8.50294	7.83	61.3089	2.79821	8.84873
6.64	44.0896	2.57682	8.14862	7.24	52.4176	2.69072	8.50882	7.84	61.4656	2.80000	8.85438
6.65	44.2225	2.57876	8.15475	7.25	52.5625	2.69258	8.51469	7.85	61.6225	2.80179	8.86002
6.66	44.3556	2.58070	8.16088	7.26	52.7076	2.69444	8.52056	7.86	61.7796	2.80357	8.86566
6.67	44.4889	2.58263	8.16701	7.27	52.8529	2.69629	8.52643	7.87	61.9369	2.80535	8.87130
6.68	44.6224	2.58457	8.17313	7.28	52.9984	2.69815	8.53229	7.88	62.0944	2.80713	8.87694
6.69	44.7561	2.58650	8.17924	7.29	53.1441	2.70000	8.53815	7.89	62.2521	2.80891	8.88257
6.70	44.8900	2.58844	8.18535	7.30	53.2900	2.70185	8.54400	7.90	62.4100	2.81069	8.88819
6.71	45.0241	2.59037	8.19146	7.31	53.4361	2.70370	8.54985	7.91	62.5681	2.81247	8.89382
6.72	45.1584	2.59230	8.19756	7.32	53.5824	2.70555	8.55570	7.92	62.7264	2.81425	8.89944
6.73	45.2929	2.59422	8.20366	7.33	53.7289	2.70740	8.56154	7.93	62.8849	2.81603	8.90505
6.74	45.4276	2.59615	8.20975	7.34	53.8756	2.70924	8.56738	7.94	63.0436	2.81780	8.91067
6.75	45.5625	2.59808	8.21584	7.35	54.0225	2.71109	8.57321	7.95	63.2025	2.81957	8.91628
6.76	45.6976	2.60000	8.22192	7.36	54.1696	2.71293	8.57904	7.96	63.3616	2.82135	8.92188
6.77	45.8329	2.60192	8.22800	7.37	54.3169	2.71477	8.58487	7.97	63.5209	2.82312	8.92749
6.78	45.9684	2.60384	8.23408	7.38	54.4644	2.71662	8.59069	7.98	63.6804	2.82489	8.93308
6.79	46.1041	2.60576	8.24015	7.39	54.6121	2.71846	8.59651	7.99	63.8401	2.82666	8.93868
6.80	46.2400	2.60768	8.24621	7.40	54.7600	2.72029	8.60233	8.00	64.0000	2.82843	8.94427
6.81	46.3761	2.60960	8.25227	7.41	54.9081	2.72213	8.60814	8.01	64.1601	2.83019	8.94986
6.82	46.5124	2.61151	8.25833	7.42	55.0564	2.72397	8.61394	8.02	64.3204	2.83196	8.95545
6.83	46.6489	2.61343	8.26438	7.43	55.2049	2.72580	8.61974	8.03	64.4809	2.83373	8.96103
6.84	46.7856	2.61534	8.27043	7.44	55.3536	2.72764	8.62554	8.04	64.6416	2.83549	8.96660
6.85	46.9225	2.61725	8.27647	7.45	55.5025	2.72947	8.63134	8.05	64.8025	2.83725	8.97218
6.86	47.0596	2.61916	8.28251	7.46	55.6516	2.73130	8.63713	8.06	64.9636	2.83901	8.97775
6.87	47.1969	2.62107	8.28855	7.47	55.8009	2.73313	8.64292	8.07	65.1249	2.84077	8.98332
6.88	47.3344	2.62298	8.29458	7.48	55.9504	2.73496	8.64870	8.08	65.2864	2.84253	8.98888
6.89	47.4721	2.62488	8.30060	7.49	56.1001	2.73679	8.65448	8.09	65.4481	2.84429	8.99444
6.90	47.6100	2.62679	8.30662	7.50	56.2500	2.73861	8.66025	8.10	65.6100	2.84605	9.00000
6.91	47.7481	2.62869	8.31264	7.51	56.4001	2.74044	8.66603	8.11	65.7721	2.84781	9.00555
6.92	47.8864	2.63059	8.31865	7.52	56.5504	2.74226	8.67179	8.12	65.9344	2.84956	9.01110
6.93	48.0249	2.63249	8.32466	7.53	56.7009	2.74408	8.67756	8.13	66.0969	2.85132	9.01665
6.94	48.1636	2.63439	8.33067	7.54	56.8516	2.74591	8.68332	8.14	66.2596	2.85307	9.02219
6.95	48.3025	2.63629	8.33667	7.55	57.0025	2.74773	8.68907	8.15	66.4225	2.85482	9.02774
6.96	48.4416	2.63818	8.34266	7.56	57.1536	2.74955	8.69483	8.16	66.5856	2.85657	9.03327
6.97	48.5809	2.64008	8.34865	7.57	57.3049	2.75136	8.70057	8.17	66.7489	2.85832	9.03881
6.98	48.7204	2.64197	8.35464	7.58	57.4564	2.75318	8.70632	8.18	66.9124	2.86007	9.04434
6.99	48.8601	2.64386	8.36062	7.59	57.6081	2.75500	8.71206	8.19	67.0761	2.86182	9.04986
7.00	49.0000	2.64575	8.36660	7.60	57.7600	2.75681	8.71780	8.20	67.2400	2.86356	9.05539
N	N ²	√N	√10N	N	N ²	√N	√10N	N	N ²	√N	√10N

SQUARES AND SQUARE ROOTS

N	N^2	\sqrt{N}	$\sqrt{10N}$	N	N^2	\sqrt{N}	$\sqrt{10N}$	N	N^2	\sqrt{N}	$\sqrt{10N}$
8.20	67.2400	2.86356	9.05539	8.80	77.4400	2.96648	9.38083	9.40	88.3600	3.06594	9.69536
8.21	67.4041	2.86531	9.06091	8.81	77.6161	2.96816	9.38616	9.41	88.5481	3.06757	9.70052
8.22	67.5684	2.86705	9.06642	8.82	77.7924	2.96985	9.39149	9.42	88.7364	3.06920	9.70567
8.23	67.7329	2.86880	9.07193	8.83	77.9689	2.97153	9.39681	9.43	88.9249	3.07083	9.71082
8.24	67.8976	2.87054	9.07744	8.84	78.1456	2.97321	9.40213	9.44	89.1136	3.07246	9.71597
8.25	68.0625	2.87228	9.08295	8.85	78.3225	2.97489	9.40744	9.45	89.3025	3.07409	9.72111
8.26	68.2276	2.87402	9.08845	8.86	78.4996	2.97658	9.41276	9.46	89.4916	3.07571	9.72625
8.27	68.3929	2.87576	9.09395	8.87	78.6769	2.97825	9.41807	9.47	89.6809	3.07734	9.73139
8.28	68.5584	2.87750	9.09945	8.88	78.8544	2.97993	9.42338	9.48	89.8704	3.07896	9.73653
8.29	68.7241	2.87924	9.10494	8.89	79.0321	2.98161	9.42868	9.49	90.0601	3.08058	9.74166
8.30	68.8900	2.88097	9.11043	8.90	79.2100	2.98329	9.43398	9.50	90.2500	3.08221	9.74679
8.31	69.0561	2.88271	9.11592	8.91	79.3881	2.98496	9.43928	9.51	90.4401	3.08383	9.75192
8.32	69.2224	2.88444	9.12140	8.92	79.5664	2.98664	9.44458	9.52	90.6304	3.08545	9.75705
8.33	69.3889	2.88617	9.12688	8.93	79.7449	2.98831	9.44987	9.53	90.8209	3.08707	9.76217
8.34	69.5556	2.88791	9.13236	8.94	79.9236	2.98998	9.45516	9.54	91.0116	3.08869	9.76729
8.35	69.7225	2.88964	9.13783	8.95	80.1025	2.99166	9.46044	9.55	91.2025	3.09031	9.77241
8.36	69.8896	2.89137	9.14330	8.96	80.2816	2.99333	9.46573	9.56	91.3936	3.09192	9.77753
8.37	70.0569	2.89310	9.14877	8.97	80.4609	2.99500	9.47101	9.57	91.5849	3.09354	9.78264
8.38	70.2244	2.89482	9.15423	8.98	80.6404	2.99666	9.47629	9.58	91.7764	3.09516	9.78775
8.39	70.3921	2.89655	9.15969	8.99	80.8201	2.99833	9.48156	9.59	91.9681	3.09677	9.79285
8.40	70.5600	2.89828	9.16515	9.00	81.0000	3.00000	9.48683	9.60	92.1600	3.09839	9.79796
8.41	70.7281	2.90000	9.17061	9.01	81.1801	3.00167	9.49210	9.61	92.3521	3.10000	9.80306
8.42	70.8964	2.90172	9.17606	9.02	81.3604	3.00333	9.49737	9.62	92.5444	3.10161	9.80816
8.43	71.0649	2.90345	9.18150	9.03	81.5409	3.00500	9.50263	9.63	92.7369	3.10322	9.81326
8.44	71.2336	2.90517	9.18695	9.04	81.7216	3.00666	9.50789	9.64	92.9296	3.10483	9.81835
8.45	71.4025	2.90689	9.19239	9.05	81.9025	3.00832	9.51315	9.65	93.1225	3.10644	9.82344
8.46	71.5716	2.90861	9.19783	9.06	82.0836	3.00998	9.51840	9.66	93.3156	3.10805	9.82853
8.47	71.7409	2.91033	9.20326	9.07	82.2649	3.01164	9.52365	9.67	93.5089	3.10966	9.83362
8.48	71.9104	2.91204	9.20869	9.08	82.4464	3.01330	9.52890	9.68	93.7024	3.11127	9.83870
8.49	72.0801	2.91376	9.21412	9.09	82.6281	3.01496	9.53415	9.69	93.8961	3.11288	9.84378
8.50	72.2500	2.91548	9.21954	9.10	82.8100	3.01662	9.53939	9.70	94.0900	3.11448	9.84886
8.51	72.4201	2.91719	9.22497	9.11	82.9921	3.01828	9.54463	9.71	94.2841	3.11609	9.85393
8.52	72.5904	2.91890	9.23033	9.12	83.1744	3.01993	9.54987	9.72	94.4784	3.11769	9.85901
8.53	72.7609	2.92062	9.23580	9.13	83.3569	3.02159	9.55510	9.73	94.6729	3.11929	9.86408
8.54	72.9316	2.92233	9.24121	9.14	83.5396	3.02324	9.56033	9.74	94.8676	3.12090	9.86914
8.55	73.1025	2.92404	9.24662	9.15	83.7225	3.02490	9.56556	9.75	95.0625	3.12250	9.87421
8.56	73.2736	2.92575	9.25203	9.16	83.9056	3.02655	9.57079	9.76	95.2576	3.12410	9.87927
8.57	73.4449	2.92746	9.25743	9.17	84.0889	3.02820	9.57601	9.77	95.4529	3.12570	9.88433
8.58	73.6164	2.92916	9.26283	9.18	84.2724	3.02985	9.58123	9.78	95.6484	3.12730	9.88939
8.59	73.7881	2.93087	9.26823	9.19	84.4561	3.03150	9.58645	9.79	95.8441	3.12890	9.89444
8.60	73.9600	2.93258	9.27362	9.20	84.6400	3.03315	9.59166	9.80	96.0400	3.13050	9.89949
8.61	74.1321	2.93428	9.27901	9.21	84.8241	3.03480	9.59687	9.81	96.2361	3.13209	9.90454
8.62	74.3044	2.93598	9.28440	9.22	85.0084	3.03645	9.60208	9.82	96.4324	3.13369	9.90959
8.63	74.4769	2.93769	9.28978	9.23	85.1929	3.03809	9.60729	9.83	96.6289	3.13528	9.91464
8.64	74.6496	2.93939	9.29516	9.24	85.3776	3.03974	9.61249	9.84	96.8256	3.13688	9.91968
8.65	74.8225	2.94109	9.30054	9.25	85.5625	3.04138	9.61769	9.85	97.0225	3.13847	9.92472
8.66	74.9956	2.94279	9.30591	9.26	85.7476	3.04302	9.62289	9.86	97.2196	3.14006	9.92975
8.67	75.1689	2.94449	9.31128	9.27	85.9329	3.04467	9.62808	9.87	97.4169	3.14166	9.93479
8.68	75.3424	2.94618	9.31665	9.28	86.1184	3.04631	9.63328	9.88	97.6144	3.14325	9.93982
8.69	75.5161	2.94788	9.32202	9.29	86.3041	3.04795	9.63846	9.89	97.8121	3.14484	9.94485
8.70	75.6900	2.94958	9.32738	9.30	86.4900	3.04959	9.64365	9.90	98.0100	3.14643	9.94987
8.71	75.8641	2.95127	9.33274	9.31	86.6761	3.05123	9.64883	9.91	98.2081	3.14802	9.95490
8.72	76.0384	2.95296	9.33809	9.32	86.8624	3.05287	9.65401	9.92	98.4064	3.14960	9.95992
8.73	76.2129	2.95466	9.34345	9.33	87.0489	3.05450	9.65919	9.93	98.6049	3.15119	9.96494
8.74	76.3876	2.95635	9.34880	9.34	87.2356	3.05614	9.66437	9.94	98.8036	3.15278	9.96995
8.75	76.5625	2.95804	9.35414	9.35	87.4225	3.05778	9.66954	9.95	99.0025	3.15436	9.97497
8.76	76.7376	2.95973	9.35949	9.36	87.6096	3.05941	9.67471	9.96	99.2016	3.15595	9.97998
8.77	76.9129	2.96142	9.36483	9.37	87.7969	3.06105	9.67988	9.97	99.4009	3.15753	9.98499
8.78	77.0884	2.96311	9.37017	9.38	87.9844	3.06268	9.68504	9.98	99.6004	3.15911	9.98999
8.79	77.2641	2.96479	9.37550	9.39	88.1721	3.06431	9.69020	9.99	99.8001	3.16070	9.99500
8.80	77.4400	2.96648	9.38083	9.40	88.3600	3.06594	9.69536	10.00	100.0000	3.16228	10.0000
N	N^2	\sqrt{N}	$\sqrt{10N}$	N	N^2	\sqrt{N}	$\sqrt{10N}$	N	N^2	\sqrt{N}	$\sqrt{10N}$

VALUES AND LOGARITHMS OF EXPONENTIAL FUNCTIONS

Note: If $0 < x < .01$ the value for e^{-x} can be found by the use of $(1-x)$ or the value for e^x can be found by the use of $(1+x)$.

x	e^x		e^{-x}	x	e^x		e^{-x}
	Value	Log_{10}			Value	Value	
0.00	1.0000	.00000	1.00000	0.50	1.6487	.21715	.60653
0.01	1.0101	.00434	.99005	0.51	1.6653	.22149	.60050
0.02	1.0202	.00869	.98020	0.52	1.6820	.22583	.59452
0.03	1.0305	.01303	.97045	0.53	1.6989	.23018	.58860
0.04	1.0408	.01737	.96079	0.54	1.7160	.23452	.58275
0.05	1.0513	.02171	.95123	0.55	1.7333	.23886	.57695
0.06	1.0618	.02606	.94176	0.56	1.7507	.24320	.57121
0.07	1.0725	.03040	.93239	0.57	1.7683	.24755	.56553
0.08	1.0833	.03474	.92312	0.58	1.7860	.25189	.55990
0.09	1.0942	.03909	.91393	0.59	1.8040	.25623	.55433
0.10	1.1052	.04343	.90484	0.60	1.8221	.26058	.54881
0.11	1.1163	.04777	.89583	0.61	1.8404	.26492	.54335
0.12	1.1275	.05212	.88692	0.62	1.8589	.26926	.53794
0.13	1.1388	.05646	.87809	0.63	1.8776	.27361	.53259
0.14	1.1503	.06080	.86936	0.64	1.8965	.27795	.52729
0.15	1.1618	.06514	.86071	0.65	1.9155	.28229	.52205
0.16	1.1735	.06949	.85214	0.66	1.9348	.28664	.51685
0.17	1.1853	.07383	.84366	0.67	1.9542	.29098	.51171
0.18	1.1972	.07817	.83527	0.68	1.9739	.29532	.50662
0.19	1.2092	.08252	.82696	0.69	1.9937	.29966	.50158
0.20	1.2214	.08686	.81873	0.70	2.0138	.30401	.49659
0.21	1.2337	.09120	.81058	0.71	2.0340	.30835	.49164
0.22	1.2461	.09554	.80252	0.72	2.0544	.31269	.48675
0.23	1.2586	.09989	.79453	0.73	2.0751	.31703	.48191
0.24	1.2712	.10423	.78663	0.74	2.0959	.32138	.47711
0.25	1.2840	.10857	.77880	0.75	2.1170	.32572	.47237
0.26	1.2969	.11292	.77105	0.76	2.1383	.33006	.46767
0.27	1.3100	.11726	.76338	0.77	2.1598	.33441	.46301
0.28	1.3231	.12160	.75578	0.78	2.1815	.33875	.45841
0.29	1.3364	.12595	.74826	0.79	2.2034	.34309	.45384
0.30	1.3499	.13029	.74082	0.80	2.2255	.34744	.44933
0.31	1.3634	.13463	.73345	0.81	2.2479	.35178	.44486
0.32	1.3771	.13897	.72615	0.82	2.2705	.35612	.44043
0.33	1.3910	.14332	.71892	0.83	2.2933	.36046	.43605
0.34	1.4049	.14766	.71177	0.84	2.3164	.36481	.43171
0.35	1.4191	.15200	.70469	0.85	2.3396	.36915	.42741
0.36	1.4333	.15635	.69768	0.86	2.3632	.37349	.42316
0.37	1.4477	.16069	.69073	0.87	2.3869	.37784	.41895
0.38	1.4623	.16503	.68386	0.88	2.4109	.38218	.41478
0.39	1.4770	.16937	.67706	0.89	2.4351	.38652	.41066
0.40	1.4918	.17372	.67032	0.90	2.4596	.39087	.40657
0.41	1.5068	.17806	.66365	0.91	2.4843	.39521	.40252
0.42	1.5220	.18240	.65705	0.92	2.5093	.39955	.39852
0.43	1.5373	.18675	.65051	0.93	2.5345	.40389	.39455
0.44	1.5527	.19109	.64404	0.94	2.5600	.40824	.39063
0.45	1.5683	.19543	.63763	0.95	2.5857	.41258	.38674
0.46	1.5841	.19978	.63128	0.96	2.6117	.41692	.38289
0.47	1.6000	.20412	.62500	0.97	2.6379	.42127	.37908
0.48	1.6161	.20846	.61878	0.98	2.6645	.42561	.37531
0.49	1.6323	.21280	.61263	0.99	2.6912	.42995	.37158
0.50	1.6487	.21715	.60653	1.00	2.7183	.43429	.36788

x	e^x		e^{-x}	x	e^x		e^{-x}
	Value	Log_{10}			Value	Value	
1.00	2.7183	.43429	.36788	1.50	4.4817	.65144	.22313
1.01	2.7456	.43864	.36422	1.51	4.5267	.65578	.22091
1.02	2.7732	.44298	.36060	1.52	4.5722	.66013	.21871
1.03	2.8011	.44732	.35701	1.53	4.6182	.66447	.21654
1.04	2.8292	.45167	.35345	1.54	4.6646	.66881	.21438
1.05	2.8577	.45601	.34994	1.55	4.7115	.67316	.21225
1.06	2.8864	.46035	.34646	1.56	4.7588	.67750	.21014
1.07	2.9154	.46470	.34301	1.57	4.8066	.68184	.20805
1.08	2.9447	.46904	.33960	1.58	4.8550	.68619	.20598
1.09	2.9743	.47338	.33622	1.59	4.9037	.69053	.20393
1.10	3.0042	.47772	.33287	1.60	4.9530	.69487	.20190
1.11	3.0344	.48207	.32956	1.61	5.0028	.69921	.19989
1.12	3.0649	.48641	.32628	1.62	5.0531	.70356	.19790
1.13	3.0957	.49075	.32303	1.63	5.1039	.70790	.19593
1.14	3.1268	.49510	.31982	1.64	5.1552	.71224	.19398
1.15	3.1582	.49944	.31664	1.65	5.2070	.71659	.19205
1.16	3.1899	.50378	.31349	1.66	5.2593	.72093	.19014
1.17	3.2220	.50812	.31037	1.67	5.3122	.72527	.18825
1.18	3.2544	.51247	.30728	1.68	5.3656	.72961	.18637
1.19	3.2871	.51681	.30422	1.69	5.4195	.73396	.18452
1.20	3.3201	.52115	.30119	1.70	5.4739	.73830	.18268
1.21	3.3535	.52550	.29820	1.71	5.5290	.74264	.18087
1.22	3.3872	.52984	.29523	1.72	5.5845	.74699	.17907
1.23	3.4212	.53418	.29229	1.73	5.6407	.75133	.17728
1.24	3.4556	.53853	.28938	1.74	5.6973	.75567	.17552
1.25	3.4903	.54287	.28650	1.75	5.7546	.76002	.17377
1.26	3.5254	.54721	.28365	1.76	5.8124	.76436	.17204
1.27	3.5609	.55155	.28083	1.77	5.8709	.76870	.17033
1.28	3.5966	.55590	.27804	1.78	5.9299	.77304	.16864
1.29	3.6328	.56024	.27527	1.79	5.9895	.77739	.16696
1.30	3.6693	.56458	.27253	1.80	6.0496	.78173	.16530
1.31	3.7062	.56893	.26982	1.81	6.1104	.78607	.16365
1.32	3.7434	.57327	.26714	1.82	6.1719	.79042	.16203
1.33	3.7810	.57761	.26448	1.83	6.2339	.79476	.16041
1.34	3.8190	.58195	.26185	1.84	6.2965	.79910	.15882
1.35	3.8574	.58630	.25924	1.85	6.3598	.80344	.15724
1.36	3.8962	.59064	.25666	1.86	6.4237	.80779	.15567
1.37	3.9354	.59498	.25411	1.87	6.4883	.81213	.15412
1.38	3.9749	.59933	.25158	1.88	6.5535	.81647	.15259
1.39	4.0149	.60367	.24908	1.89	6.6194	.82082	.15107
1.40	4.0552	.60801	.24660	1.90	6.6859	.82516	.14957
1.41	4.0960	.61236	.24414	1.91	6.7531	.82950	.14808
1.42	4.1371	.61670	.24171	1.92	6.8210	.83385	.14661
1.43	4.1787	.62104	.23931	1.93	6.8895	.83819	.14515
1.44	4.2207	.62538	.23693	1.94	6.9588	.84253	.14370
1.45	4.2631	.62973	.23457	1.95	7.0287	.84687	.14227
1.46	4.3060	.63407	.23224	1.96	7.0993	.85122	.14086
1.47	4.3492	.63841	.22993	1.97	7.1707	.85556	.13946
1.48	4.3929	.64276	.22764	1.98	7.2427	.85990	.13807
1.49	4.4371	.64710	.22537	1.99	7.3155	.86425	.13670
1.50	4.4817	.65144	.22313	2.00	7.3891	.86859	.13534

x	e^x		e^{-x} Value	x	e^x		e^{-x} Value
	Value	Log ₁₀			Value	Log ₁₀	
2.00	7.3891	.86859	.13534	2.50	12.182	1.08574	.08208
2.01	7.4633	.87293	.13399	2.51	12.305	1.09008	.08127
2.02	7.5383	.87727	.13266	2.52	12.429	1.09442	.08046
2.03	7.6141	.88162	.13134	2.53	12.554	1.09877	.07966
2.04	7.6906	.88596	.13003	2.54	12.680	1.10311	.07887
2.05	7.7679	.89030	.12873	2.55	12.807	1.10745	.07808
2.06	7.8460	.89465	.12745	2.56	12.936	1.11179	.07730
2.07	7.9248	.89899	.12619	2.57	13.066	1.11614	.07654
2.08	8.0045	.90333	.12493	2.58	13.197	1.12048	.07577
2.09	8.0849	.90768	.12369	2.59	13.330	1.12482	.07502
2.10	8.1662	.91202	.12246	2.60	13.464	1.12917	.07427
2.11	8.2482	.91636	.12124	2.61	13.599	1.13351	.07353
2.12	8.3311	.92070	.12003	2.62	13.736	1.13785	.07280
2.13	8.4149	.92505	.11884	2.63	13.874	1.14219	.07208
2.14	8.4994	.92939	.11765	2.64	14.013	1.14654	.07136
2.15	8.5849	.93373	.11648	2.65	14.154	1.15088	.07065
2.16	8.6711	.93808	.11533	2.66	14.296	1.15522	.06995
2.17	8.7583	.94242	.11418	2.67	14.440	1.15957	.06925
2.18	8.8463	.94676	.11304	2.68	14.585	1.16391	.06856
2.19	8.9352	.95110	.11192	2.69	14.732	1.16825	.06788
2.20	9.0250	.95545	.11080	2.70	14.880	1.17260	.06721
2.21	9.1157	.95979	.10970	2.71	15.029	1.17694	.06654
2.22	9.2073	.96413	.10861	2.72	15.180	1.18128	.06587
2.23	9.2999	.96848	.10753	2.73	15.333	1.18562	.06522
2.24	9.3933	.97282	.10646	2.74	15.487	1.18997	.06457
2.25	9.4877	.97716	.10540	2.75	15.643	1.19431	.06393
2.26	9.5831	.98151	.10435	2.76	15.800	1.19865	.06329
2.27	9.6794	.98585	.10331	2.77	15.959	1.20300	.06266
2.28	9.7767	.99019	.10228	2.78	16.119	1.20734	.06204
2.29	9.8749	.99453	.10127	2.79	16.281	1.21168	.06142
2.30	9.9742	.99888	.10026	2.80	16.445	1.21602	.06081
2.31	10.074	1.00322	.09926	2.81	16.610	1.22037	.06020
2.32	10.176	1.00756	.09827	2.82	16.777	1.22471	.05961
2.33	10.278	1.01191	.09730	2.83	16.945	1.22905	.05901
2.34	10.381	1.01625	.09633	2.84	17.116	1.23340	.05843
2.35	10.486	1.02059	.09537	2.85	17.288	1.23774	.05784
2.36	10.591	1.02493	.09442	2.86	17.462	1.24208	.05727
2.37	10.697	1.02928	.09348	2.87	17.637	1.24643	.05670
2.38	10.805	1.03362	.09255	2.88	17.814	1.25077	.05613
2.39	10.913	1.03796	.09163	2.89	17.993	1.25511	.05558
2.40	11.023	1.04231	.09072	2.90	18.174	1.25945	.05502
2.41	11.134	1.04665	.08982	2.91	18.357	1.26380	.05448
2.42	11.246	1.05099	.08892	2.92	18.541	1.26814	.05393
2.43	11.359	1.05534	.08804	2.93	18.728	1.27248	.05340
2.44	11.473	1.05968	.08716	2.94	18.916	1.27683	.05287
2.45	11.588	1.06402	.08629	2.95	19.106	1.28117	.05234
2.46	11.705	1.06836	.08543	2.96	19.298	1.28551	.05182
2.47	11.822	1.07271	.08458	2.97	19.492	1.28985	.05130
2.48	11.941	1.07705	.08374	2.98	19.688	1.29420	.05079
2.49	12.061	1.08139	.08291	2.99	19.886	1.29854	.05029
2.50	12.182	1.08574	.08208	3.00	20.086	1.30288	.04979

x	e^x		e^{-x} Value
	Value	Log_{10}	
3.00	20.086	1.30288	.04979
3.05	21.115	1.32460	.04736
3.10	22.198	1.34631	.04505
3.15	23.336	1.36803	.04285
3.20	24.533	1.38974	.04076
3.25	25.790	1.41146	.03877
3.30	27.113	1.43317	.03688
3.35	28.503	1.45489	.03508
3.40	29.964	1.47660	.03337
3.45	31.500	1.49832	.03175
3.50	33.115	1.52003	.03020
3.55	34.813	1.54175	.02872
3.60	36.598	1.56346	.02732
3.65	38.475	1.58517	.02599
3.70	40.447	1.60689	.02472
3.75	42.521	1.62860	.02352
3.80	44.701	1.65032	.02237
3.85	46.993	1.67203	.02128
3.90	49.402	1.69375	.02024
3.95	51.935	1.71546	.01925
4.00	54.598	1.73718	.01832
4.10	60.340	1.78061	.01657
4.20	66.686	1.82404	.01500
4.30	73.700	1.86747	.01357
4.40	81.451	1.91090	.01227
4.50	90.017	1.95433	.01111
4.60	99.484	1.99775	.01005
4.70	109.95	2.04118	.00910
4.80	121.51	2.08461	.00823
4.90	134.29	2.12804	.00745
5.00	148.41	2.17147	.00674
5.10	164.02	2.21490	.00610
5.20	181.27	2.25833	.00552
5.30	200.34	2.30176	.00499
5.40	221.41	2.34519	.00452
5.50	244.69	2.38862	.00409
5.60	270.43	2.43205	.00370
5.70	298.87	2.47548	.00335
5.80	330.30	2.51891	.00303
5.90	365.04	2.56234	.00274
6.00	403.43	2.60577	.00248
6.25	518.01	2.71434	.00193
6.50	665.14	2.82291	.00150
6.75	854.06	2.93149	.00117
7.00	1096.6	3.04006	.00091
7.50	1808.0	3.25721	.00055
8.00	2981.0	3.47436	.00034
8.50	4914.8	3.69150	.00020
9.00	8103.1	3.90865	.00012
9.50	13360.	4.12580	.00007
10.00	22026.	4.34294	.00005

**THREE-PLACE VALUES OF TRIGONOMETRIC FUNCTIONS
AND
DEGREES IN RADIAN MEASURE**

Rad.	Deg.	Sin	Tan	Sec	Csc	Cot	Cos	Deg.	Rad.
.000	0°	.000	.000	1.000	—	—	1.000	90°	1.571
.017	1°	.017	.017	1.000	57.30	57.29	1.000	89°	1.553
.035	2°	.035	.035	1.001	28.65	28.64	0.999	88°	1.536
.052	3°	.052	.052	1.001	19.11	19.08	.999	87°	1.518
.070	4°	.070	.070	1.002	14.34	14.30	.998	86°	1.501
.087	5°	.087	.087	1.004	11.47	11.43	.996	85°	1.484
.105	6°	.105	.105	1.006	9.567	9.514	.995	84°	1.466
.122	7°	.122	.123	1.008	8.206	8.144	.993	83°	1.449
.140	8°	.139	.141	1.010	7.185	7.115	.990	82°	1.431
.157	9°	.156	.158	1.012	6.392	6.314	.988	81°	1.414
.175	10°	.174	.176	1.015	5.759	5.671	.985	80°	1.396
.192	11°	.191	.194	1.019	5.241	5.145	.982	79°	1.379
.209	12°	.208	.213	1.022	4.810	4.705	.978	78°	1.361
.227	13°	.225	.231	1.026	4.445	4.331	.974	77°	1.344
.244	14°	.242	.249	1.031	4.134	4.011	.970	76°	1.326
.262	15°	.259	.268	1.035	3.864	3.732	.966	75°	1.309
.279	16°	.276	.287	1.040	3.628	3.487	.961	74°	1.292
.297	17°	.292	.306	1.046	3.420	3.271	.956	73°	1.274
.314	18°	.309	.325	1.051	3.236	3.078	.951	72°	1.257
.332	19°	.326	.344	1.058	3.072	2.904	.946	71°	1.239
.349	20°	.342	.364	1.064	2.924	2.747	.940	70°	1.222
.367	21°	.358	.384	1.071	2.790	2.605	.934	69°	1.204
.384	22°	.375	.404	1.079	2.669	2.475	.927	68°	1.187
.401	23°	.391	.424	1.086	2.559	2.356	.921	67°	1.169
.419	24°	.407	.445	1.095	2.459	2.246	.914	66°	1.152
.436	25°	.423	.466	1.103	2.366	2.145	.906	65°	1.134
.454	26°	.438	.488	1.113	2.281	2.050	.899	64°	1.117
.471	27°	.454	.510	1.122	2.203	1.963	.891	63°	1.100
.489	28°	.469	.532	1.133	2.130	1.881	.883	62°	1.082
.506	29°	.485	.554	1.143	2.063	1.804	.875	61°	1.065
.524	30°	.500	.577	1.155	2.000	1.732	.866	60°	1.047
.541	31°	.515	.601	1.167	1.942	1.664	.857	59°	1.030
.559	32°	.530	.625	1.179	1.887	1.600	.848	58°	1.012
.576	33°	.545	.649	1.192	1.836	1.540	.839	57°	0.995
.593	34°	.559	.675	1.206	1.788	1.483	.829	56°	0.977
.611	35°	.574	.700	1.221	1.743	1.428	.819	55°	0.960
.628	36°	.588	.727	1.236	1.701	1.376	.809	54°	0.942
.646	37°	.602	.754	1.252	1.662	1.327	.799	53°	0.925
.663	38°	.616	.781	1.269	1.624	1.280	.788	52°	0.908
.681	39°	.629	.810	1.287	1.589	1.235	.777	51°	0.890
.698	40°	.643	.839	1.305	1.556	1.192	.766	50°	0.873
.716	41°	.656	.869	1.325	1.524	1.150	.755	49°	0.855
.733	42°	.669	.900	1.346	1.494	1.111	.743	48°	0.838
.750	43°	.682	.933	1.367	1.466	1.072	.731	47°	0.820
.768	44°	.695	0.966	1.390	1.440	1.036	.719	46°	0.803
.785	45°	.707	1.000	1.414	1.414	1.000	.707	45°	0.785
Rad.	Deg.	Cos	Cot	Csc	Sec	Tan	Sin	Deg.	Rad.

NATURAL (NAPIERIAN) LOGARITHMS

The natural logarithm of a number is the index of the power to which the base e (2.7182818) must be raised in order to equal the number.

Example: $\log_e 4.12 = \ln 4.12 = 1.4159$.

The table gives the natural logarithms of numbers from 1.00 to 9.99 directly, and permits finding logarithms of numbers outside that range by the addition or subtraction of the natural logarithms of powers of 10.

Example: $\ln 679 = \ln 6.79 + \ln 10^2 = 1.9155 + 4.6052 = 6.5207$
 $\ln 0.0679 = \ln 6.79 - \ln 10^2 = 1.9155 - 4.6052 = -2.6897$

Natural Logarithms of 10^k

$\ln 10 = 2.302585$	$\ln 10^4 = 9.210340$	$\ln 10^7 = 18.118096$
$\ln 10^2 = 4.605170$	$\ln 10^5 = 11.512925$	$\ln 10^8 = 18.420681$
$\ln 10^3 = 6.907755$	$\ln 10^6 = 13.815511$	$\ln 10^9 = 20.723266$

To obtain the common logarithm, the natural logarithm is multiplied by $\log_{10} e$, which is 0.434294, or $\log_{10} N = 0.434294 \ln N$.

N	0	1	2	3	4	5	6	7	8	9
1.0	0.0000	0.0100	0.0198	0.0296	0.0392	0.0488	0.0583	0.0677	0.0770	0.0862
1.1	0.0953	0.1044	0.1133	0.1222	0.1310	0.1398	0.1484	0.1570	0.1655	0.1740
1.2	0.1823	0.1906	0.1989	0.2070	0.2151	0.2231	0.2311	0.2390	0.2469	0.2546
1.3	0.2624	0.2700	0.2776	0.2852	0.2927	0.3001	0.3075	0.3148	0.3221	0.3293
1.4	0.3365	0.3436	0.3507	0.3577	0.3646	0.3716	0.3784	0.3853	0.3920	0.3988
1.5	0.4055	0.4121	0.4187	0.4253	0.4313	0.4383	0.4447	0.4511	0.4574	0.4637
1.6	0.4700	0.4762	0.4824	0.4886	0.4947	0.5008	0.5068	0.5128	0.5188	0.5247
1.7	0.5306	0.5365	0.5423	0.5481	0.5539	0.5596	0.5653	0.5710	0.5766	0.5822
1.8	0.5878	0.5933	0.5988	0.6043	0.6098	0.6152	0.6206	0.6259	0.6313	0.6366
1.9	0.6419	0.6471	0.6523	0.6575	0.6627	0.6678	0.6729	0.6780	0.6831	0.6881
2.0	0.6931	0.6981	0.7031	0.7080	0.7129	0.7178	0.7227	0.7275	0.7324	0.7372
2.1	0.7419	0.7467	0.7514	0.7561	0.7608	0.7655	0.7701	0.7747	0.7793	0.7839
2.2	0.7885	0.7930	0.7975	0.8020	0.8065	0.8109	0.8154	0.8198	0.8242	0.8286
2.3	0.8329	0.8372	0.8416	0.8459	0.8502	0.8544	0.8587	0.8629	0.8671	0.8713
2.4	0.8755	0.8796	0.8838	0.8879	0.8920	0.8961	0.9002	0.9042	0.9083	0.9123
2.5	0.9163	0.9203	0.9243	0.9282	0.9322	0.9361	0.9400	0.9439	0.9478	0.9517
2.6	0.9555	0.9594	0.9632	0.9670	0.9708	0.9746	0.9783	0.9821	0.9858	0.9895
2.7	0.9933	0.9969	1.0006	1.0043	1.0080	1.0116	1.0152	1.0188	1.0225	1.0260
2.8	1.0296	1.0332	1.0367	1.0403	1.0438	1.0473	1.0508	1.0543	1.0578	1.0613
2.9	1.0647	1.0682	1.0716	1.0750	1.0784	1.0818	1.0852	1.0886	1.0919	1.0953
3.0	1.0986	1.1019	1.1053	1.1086	1.1119	1.1151	1.1184	1.1217	1.1249	1.1282
3.1	1.1314	1.1346	1.1378	1.1410	1.1442	1.1474	1.1506	1.1537	1.1569	1.1600
3.2	1.1632	1.1663	1.1694	1.1725	1.1756	1.1787	1.1817	1.1848	1.1878	1.1909
3.3	1.1939	1.1969	1.2000	1.2030	1.2060	1.2090	1.2119	1.2149	1.2179	1.2208
3.4	1.2238	1.2267	1.2296	1.2326	1.2355	1.2384	1.2413	1.2442	1.2470	1.2499
3.5	1.2528	1.2556	1.2585	1.2613	1.2641	1.2669	1.2698	1.2726	1.2754	1.2782
3.6	1.2809	1.2837	1.2865	1.2892	1.2920	1.2947	1.2975	1.3002	1.3029	1.3056
3.7	1.3083	1.3110	1.3137	1.3164	1.3191	1.3218	1.3244	1.3271	1.3297	1.3324
3.8	1.3350	1.3376	1.3403	1.3429	1.3455	1.3481	1.3507	1.3533	1.3558	1.3584
3.9	1.3610	1.3635	1.3661	1.3686	1.3712	1.3737	1.3762	1.3788	1.3813	1.3838
4.0	1.3863	1.3888	1.3913	1.3938	1.3962	1.3987	1.4012	1.4036	1.4061	1.4085
4.1	1.4110	1.4134	1.4159	1.4183	1.4207	1.4231	1.4255	1.4279	1.4303	1.4327
4.2	1.4351	1.4375	1.4398	1.4422	1.4446	1.4469	1.4493	1.4516	1.4540	1.4563
4.3	1.4586	1.4609	1.4633	1.4656	1.4679	1.4702	1.4725	1.4748	1.4770	1.4793
4.4	1.4816	1.4839	1.4861	1.4884	1.4907	1.4929	1.4951	1.4974	1.4996	1.5019
4.5	1.5041	1.5063	1.5085	1.5107	1.5129	1.5151	1.5173	1.5195	1.5217	1.5239
4.6	1.5261	1.5282	1.5304	1.5326	1.5347	1.5369	1.5390	1.5412	1.5433	1.5454
4.7	1.5476	1.5497	1.5518	1.5539	1.5560	1.5581	1.5602	1.5623	1.5644	1.5665
4.8	1.5686	1.5707	1.5728	1.5748	1.5769	1.5790	1.5810	1.5831	1.5851	1.5872
4.9	1.5892	1.5913	1.5933	1.5953	1.5974	1.5994	1.6014	1.6034	1.6054	1.6074

<i>N</i>	0	1	2	3	4	5	6	7	8	9
5.0	1.6094	1.6114	1.6134	1.6154	1.6174	1.6194	1.6214	1.6233	1.6253	1.6273
5.1	1.6292	1.6312	1.6332	1.6351	1.6371	1.6390	1.6409	1.6429	1.6448	1.6467
5.2	1.6487	1.6506	1.6525	1.6544	1.6563	1.6582	1.6601	1.6620	1.6639	1.6658
5.3	1.6677	1.6696	1.6715	1.6734	1.6752	1.6771	1.6790	1.6808	1.6827	1.6845
5.4	1.6864	1.6882	1.6901	1.6919	1.6938	1.6956	1.6974	1.6993	1.7011	1.7029
5.5	1.7047	1.7066	1.7084	1.7102	1.7120	1.7138	1.7156	1.7174	1.7192	1.7210
5.6	1.7228	1.7246	1.7263	1.7281	1.7299	1.7317	1.7334	1.7352	1.7370	1.7387
5.7	1.7405	1.7422	1.7440	1.7457	1.7475	1.7492	1.7509	1.7527	1.7544	1.7561
5.8	1.7579	1.7596	1.7613	1.7630	1.7647	1.7664	1.7681	1.7699	1.7716	1.7733
5.9	1.7750	1.7766	1.7783	1.7800	1.7817	1.7834	1.7851	1.7867	1.7884	1.7901
6.0	1.7918	1.7934	1.7951	1.7967	1.7984	1.8001	1.8017	1.8034	1.8050	1.8066
6.1	1.8083	1.8099	1.8116	1.8132	1.8148	1.8165	1.8181	1.8197	1.8213	1.8229
6.2	1.8245	1.8262	1.8278	1.8294	1.8310	1.8326	1.8342	1.8358	1.8374	1.8390
6.3	1.8405	1.8421	1.8437	1.8453	1.8469	1.8485	1.8500	1.8516	1.8532	1.8547
6.4	1.8563	1.8579	1.8594	1.8610	1.8625	1.8641	1.8656	1.8672	1.8687	1.8703
6.5	1.8718	1.8733	1.8749	1.8764	1.8779	1.8795	1.8810	1.8825	1.8840	1.8856
6.6	1.8871	1.8886	1.8901	1.8916	1.8931	1.8946	1.8961	1.8976	1.8991	1.9006
6.7	1.9021	1.9036	1.9051	1.9066	1.9081	1.9095	1.9110	1.9125	1.9140	1.9155
6.8	1.9169	1.9184	1.9199	1.9213	1.9228	1.9242	1.9257	1.9272	1.9286	1.9301
6.9	1.9315	1.9330	1.9344	1.9359	1.9373	1.9387	1.9402	1.9416	1.9430	1.9445
7.0	1.9459	1.9473	1.9488	1.9502	1.9516	1.9530	1.9544	1.9559	1.9573	1.9587
7.1	1.9601	1.9615	1.9629	1.9643	1.9657	1.9671	1.9685	1.9699	1.9713	1.9727
7.2	1.9741	1.9755	1.9769	1.9782	1.9796	1.9810	1.9824	1.9838	1.9851	1.9865
7.3	1.9879	1.9892	1.9906	1.9920	1.9933	1.9947	1.9961	1.9974	1.9988	2.0001
7.4	2.0015	2.0028	2.0042	2.0055	2.0069	2.0082	2.0096	2.0109	2.0122	2.0136
7.5	2.0149	2.0162	2.0176	2.0189	2.0202	2.0215	2.0229	2.0242	2.0255	2.0268
7.6	2.0281	2.0295	2.0308	2.0321	2.0334	2.0347	2.0360	2.0373	2.0386	2.0399
7.7	2.0412	2.0425	2.0438	2.0451	2.0464	2.0477	2.0490	2.0503	2.0516	2.0528
7.8	2.0541	2.0554	2.0567	2.0580	2.0592	2.0605	2.0618	2.0631	2.0643	2.0656
7.9	2.0669	2.0681	2.0694	2.0707	2.0719	2.0732	2.0744	2.0757	2.0769	2.0782
8.0	2.0794	2.0807	2.0819	2.0832	2.0844	2.0857	2.0869	2.0882	2.0894	2.0906
8.1	2.0919	2.0931	2.0943	2.0956	2.0968	2.0980	2.0992	2.1005	2.1017	2.1029
8.2	2.1041	2.1054	2.1066	2.1078	2.1090	2.1102	2.1114	2.1126	2.1138	2.1150
8.3	2.1163	2.1175	2.1187	2.1199	2.1211	2.1223	2.1235	2.1247	2.1258	2.1270
8.4	2.1282	2.1294	2.1306	2.1318	2.1330	2.1342	2.1353	2.1365	2.1377	2.1389
8.5	2.1401	2.1412	2.1424	2.1436	2.1448	2.1459	2.1471	2.1483	2.1494	2.1506
8.6	2.1518	2.1529	2.1541	2.1552	2.1564	2.1576	2.1587	2.1599	2.1610	2.1622
8.7	2.1633	2.1645	2.1656	2.1668	2.1679	2.1691	2.1702	2.1713	2.1725	2.1736
8.8	2.1748	2.1759	2.1770	2.1782	2.1793	2.1804	2.1815	2.1827	2.1838	2.1849
8.9	2.1861	2.1872	2.1883	2.1894	2.1905	2.1917	2.1928	2.1939	2.1950	2.1961
9.0	2.1972	2.1983	2.1994	2.2006	2.2017	2.2028	2.2039	2.2050	2.2061	2.2072
9.1	2.2083	2.2094	2.2105	2.2116	2.2127	2.2138	2.2148	2.2159	2.2170	2.2181
9.2	2.2192	2.2203	2.2214	2.2225	2.2235	2.2246	2.2257	2.2268	2.2279	2.2289
9.3	2.2300	2.2311	2.2322	2.2332	2.2343	2.2354	2.2364	2.2375	2.2386	2.2396
9.4	2.2407	2.2418	2.2428	2.2439	2.2450	2.2460	2.2471	2.2481	2.2492	2.2502
9.5	2.2513	2.2523	2.2534	2.2544	2.2555	2.2565	2.2576	2.2586	2.2597	2.2607
9.6	2.2618	2.2628	2.2638	2.2649	2.2659	2.2670	2.2680	2.2690	2.2701	2.2711
9.7	2.2721	2.2732	2.2742	2.2752	2.2762	2.2773	2.2783	2.2793	2.2803	2.2814
9.8	2.2824	2.2834	2.2844	2.2854	2.2865	2.2875	2.2885	2.2895	2.2905	2.2915
9.9	2.2925	2.2935	2.2946	2.2956	2.2966	2.2976	2.2986	2.2996	2.3006	2.3016

LOGARITHMS TO BASE 10

N	0	1	2	3	4	5	6	7	8	9	1 2 3	4 5 6	7 8 9
10	0000	0043	0086	0128	0170	0212	0253	0294	0334	0374	4 8 12	17 21 25	29 33 37
11	0414	0453	0492	0531	0569	0607	0645	0682	0719	0755	4 8 11	15 19 23	26 30 34
12	0792	0828	0864	0899	0934	0969	1004	1038	1072	1106	3 7 10	14 17 21	24 28 31
13	1139	1173	1206	1239	1271	1303	1335	1367	1399	1430	3 6 10	13 16 19	23 26 29
14	1461	1492	1523	1553	1584	1614	1644	1673	1703	1732	3 6 9	12 15 18	21 24 27
15	1761	1790	1818	1847	1875	1903	1931	1959	1987	2014	3 6 8	11 14 17	20 22 25
16	2041	2068	2095	2122	2148	2175	2201	2227	2253	2279	3 5 8	11 13 16	18 21 24
17	2304	2330	2355	2380	2405	2430	2455	2480	2504	2529	2 5 7	10 12 15	17 20 22
18	2553	2577	2601	2625	2648	2672	2695	2718	2742	2765	2 5 7	9 12 14	16 19 21
19	2788	2810	2833	2856	2878	2900	2923	2945	2967	2989	2 4 7	9 11 13	16 18 20
20	3010	3032	3054	3075	3096	3118	3139	3160	3181	3201	2 4 6	8 11 13	15 17 19
21	3222	3243	3263	3284	3304	3324	3345	3365	3385	3404	2 4 6	8 10 12	14 16 18
22	3424	3444	3464	3483	3502	3522	3541	3560	3579	3598	2 4 6	8 10 12	14 16 17
23	3617	3636	3655	3674	3692	3711	3729	3747	3766	3784	2 4 6	7 9 11	13 15 17
24	3802	3820	3838	3856	3874	3892	3909	3927	3945	3962	2 4 5	7 9 11	12 14 16
25	3979	3997	4014	4031	4048	4065	4082	4099	4116	4133	2 4 5	7 9 10	12 14 16
26	4150	4166	4183	4200	4216	4232	4249	4265	4281	4298	2 3 5	7 8 10	11 13 15
27	4314	4330	4346	4362	4378	4393	4409	4425	4440	4456	2 3 5	6 8 9	11 12 14
28	4472	4487	4502	4518	4533	4548	4564	4579	4594	4609	2 3 5	6 8 9	11 12 14
29	4624	4639	4654	4669	4683	4698	4713	4728	4742	4757	1 3 4	6 7 9	10 12 13
30	4771	4786	4800	4814	4829	4843	4857	4871	4886	4900	1 3 4	6 7 9	10 11 13
31	4914	4928	4942	4955	4969	4983	4997	5011	5024	5038	1 3 4	5 7 8	10 11 12
32	5051	5065	5079	5092	5105	5119	5132	5145	5159	5172	1 3 4	5 7 8	9 11 12
33	5185	5198	5211	5224	5237	5250	5263	5276	5289	5302	1 3 4	5 7 8	9 11 12
34	5315	5328	5340	5353	5366	5378	5391	5403	5416	5428	1 2 4	5 6 8	9 10 11
35	5441	5453	5465	5478	5490	5502	5514	5527	5539	5551	1 2 4	5 6 7	9 10 11
36	5563	5575	5587	5599	5611	5623	5635	5647	5658	5670	1 2 4	5 6 7	8 10 11
37	5682	5694	5705	5717	5729	5740	5752	5763	5775	5786	1 2 4	5 6 7	8 9 11
38	5798	5809	5821	5832	5843	5855	5866	5877	5888	5899	1 2 3	5 6 7	8 9 10
39	5911	5922	5933	5944	5955	5966	5977	5988	5999	6010	1 2 3	4 5 7	8 9 10
40	6021	6031	6042	6053	6064	6075	6085	6096	6107	6117	1 2 3	4 5 6	8 9 10
41	6128	6138	6149	6160	6170	6180	6191	6201	6212	6222	1 2 3	4 5 6	7 8 9
42	6232	6243	6253	6263	6274	6284	6294	6304	6314	6325	1 2 3	4 5 6	7 8 9
43	6335	6345	6355	6365	6375	6385	6395	6405	6415	6425	1 2 3	4 5 6	7 8 9
44	6435	6444	6454	6464	6474	6484	6493	6503	6513	6522	1 2 3	4 5 6	7 8 9
45	6532	6542	6551	6561	6571	6580	6590	6599	6609	6618	1 2 3	4 5 6	7 8 9
46	6628	6637	6646	6656	6665	6675	6684	6693	6702	6712	1 2 3	4 5 6	7 7 8
47	6721	6730	6739	6749	6758	6767	6776	6785	6794	6803	1 2 3	4 5 6	7 7 8
48	6812	6821	6830	6839	6848	6857	6866	6875	6884	6893	1 2 3	4 5 6	7 7 8
49	6902	6911	6920	6928	6937	6946	6955	6964	6972	6981	1 2 3	4 4 5	6 7 8
50	6990	6998	7007	7016	7024	7033	7042	7050	7059	7067	1 2 3	3 4 5	6 7 8
51	7076	7084	7093	7101	7110	7118	7126	7135	7143	7152	1 2 3	3 4 5	6 7 8
52	7160	7168	7177	7185	7193	7202	7210	7218	7226	7235	1 2 3	3 4 5	6 7 7
53	7243	7251	7259	7267	7275	7284	7292	7300	7308	7316	1 2 2	3 4 5	6 6 7
54	7324	7332	7340	7348	7356	7364	7372	7380	7388	7396	1 2 2	3 4 5	6 6 7
N	0	1	2	3	4	5	6	7	8	9	1 2 2	4 5 6	7 8 9

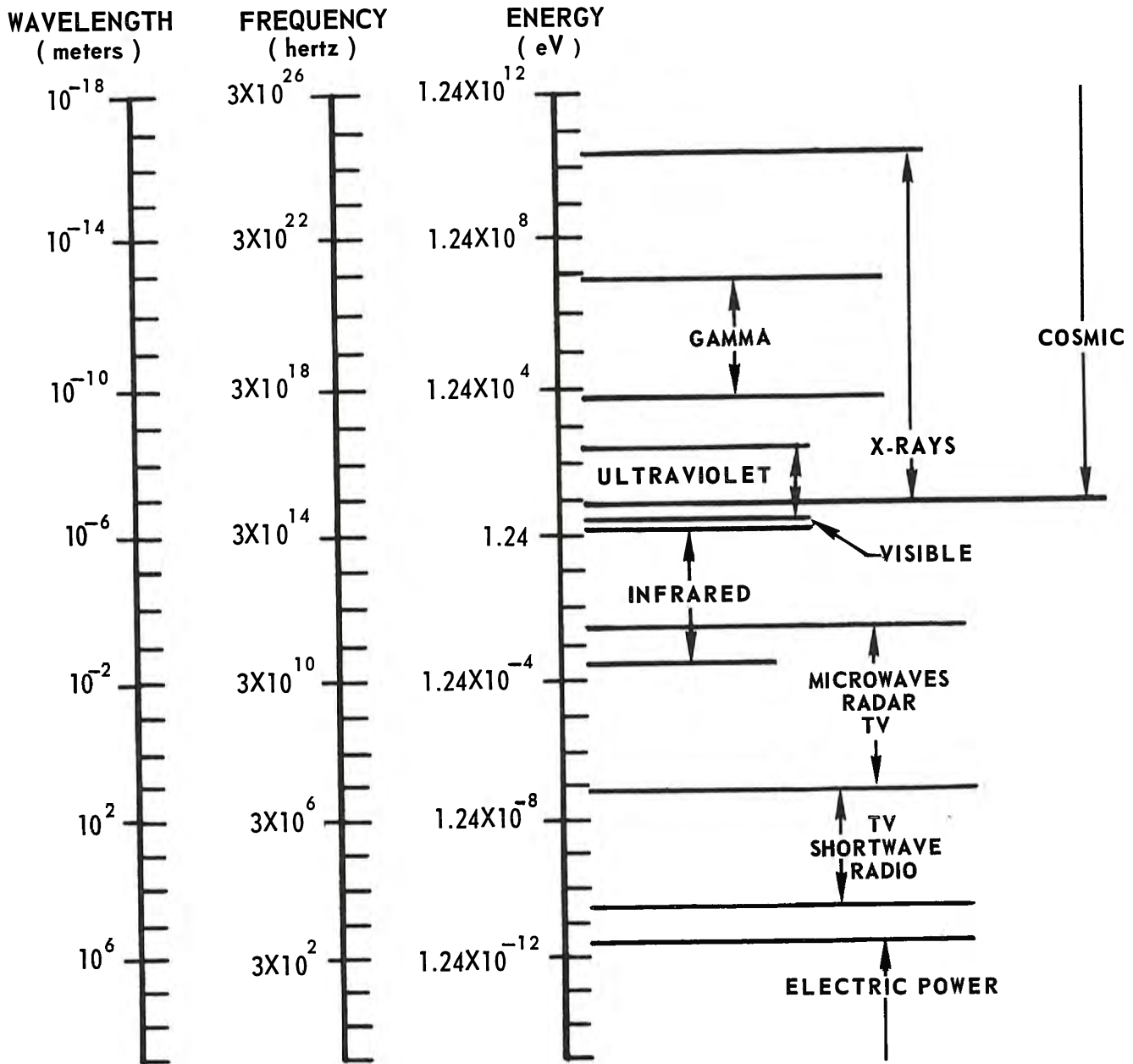
The proportional parts are stated in full for every tenth at the right-hand side. The logarithm of any number of four significant figures can be read directly by add-

(continued)—LOGARITHMS TO BASE 10

N	0	1	2	3	4	5	6	7	8	9	1	2	3	4	5	6	7	8	9
55	7404	7412	7419	7427	7435	7443	7451	7459	7466	7474	1	2	2	3	4	5	5	6	7
56	7482	7490	7497	7505	7513	7520	7528	7536	7543	7551	1	2	2	3	4	5	5	6	7
57	7559	7566	7574	7582	7589	7597	7604	7612	7619	7627	1	1	2	3	4	5	5	6	7
58	7634	7642	7649	7657	7664	7672	7679	7686	7694	7701	1	1	2	3	4	4	5	6	7
59	7709	7716	7723	7731	7738	7745	7752	7760	7767	7774	1	1	2	3	4	4	5	6	7
60	7782	7789	7796	7803	7810	7818	7825	7832	7839	7846	1	1	2	3	4	4	5	6	6
61	7853	7860	7868	7875	7882	7889	7896	7903	7910	7917	1	1	2	3	3	4	5	6	6
62	7924	7931	7938	7945	7952	7959	7966	7973	7980	7987	1	1	2	3	3	4	5	5	6
63	7993	8000	8007	8014	8021	8028	8035	8041	8048	8055	1	1	2	3	3	4	5	5	6
64	8062	8069	8075	8082	8089	8096	8102	8109	8116	8122	1	1	2	3	3	4	5	5	6
65	8129	8136	8142	8149	8156	8162	8169	8176	8182	8189	1	1	2	3	3	4	5	5	6
66	8195	8202	8209	8215	8222	8228	8235	8241	8248	8254	1	1	2	3	3	4	5	5	6
67	8261	8267	8274	8280	8287	8293	8299	8306	8312	8319	1	1	2	3	3	4	5	5	6
68	8325	8331	8338	8344	8351	8357	8363	8370	8376	8382	1	1	2	3	3	4	4	5	6
69	8388	8395	8401	8407	8414	8420	8426	8432	8439	8445	1	1	2	3	3	4	4	5	6
70	8451	8457	8463	8470	8476	8482	8488	8494	8500	8506	1	1	2	3	3	4	4	5	6
71	8513	8519	8525	8531	8537	8543	8549	8555	8561	8567	1	1	2	3	3	4	4	5	6
72	8573	8579	8585	8591	8597	8603	8609	8615	8621	8627	1	1	2	3	3	4	4	5	6
73	8633	8639	8645	8651	8657	8663	8669	8675	8681	8686	1	1	2	2	3	4	4	5	5
74	8692	8698	8704	8710	8716	8722	8727	8733	8739	8745	1	1	2	2	3	4	4	5	5
75	8751	8756	8762	8768	8774	8779	8785	8791	8797	8802	1	1	2	2	3	3	4	5	5
76	8808	8814	8820	8825	8831	8837	8842	8848	8854	8859	1	1	2	2	3	3	4	4	5
77	8865	8871	8876	8882	8887	8893	8899	8904	8910	8915	1	1	2	2	3	3	4	4	5
78	8921	8927	8932	8938	8943	8949	8954	8960	8965	8971	1	1	2	2	3	3	4	4	5
79	8976	8982	8987	8993	8998	9004	9009	9015	9020	9025	1	1	2	2	3	3	4	4	5
80	9031	9036	9042	9047	9053	9058	9063	9069	9074	9079	1	1	2	2	3	3	4	4	5
81	9085	9090	9096	9101	9106	9112	9117	9122	9128	9133	1	1	2	2	3	3	4	4	5
82	9138	9143	9149	9154	9159	9165	9170	9175	9180	9186	1	1	2	2	3	3	4	4	5
83	9191	9196	9201	9206	9212	9217	9222	9227	9232	9238	1	1	2	2	3	3	4	4	5
84	9243	9248	9253	9258	9263	9269	9274	9279	9284	9289	1	1	2	2	3	3	4	4	5
85	9294	9299	9304	9309	9315	9320	9325	9330	9335	9340	1	1	2	2	3	3	4	4	5
86	9345	9350	9355	9360	9365	9370	9375	9380	9385	9390	1	1	2	2	3	3	4	4	5
87	9395	9400	9405	9410	9415	9420	9425	9430	9435	9440	1	1	2	2	3	3	4	4	5
88	9445	9450	9455	9460	9465	9469	9474	9479	9484	9489	0	1	1	2	2	3	3	4	4
89	9494	9499	9504	9509	9513	9518	9523	9528	9533	9538	0	1	1	2	2	3	3	4	4
90	9542	9547	9552	9557	9562	9566	9571	9576	9581	9586	0	1	1	2	2	3	3	4	4
91	9590	9595	9600	9605	9609	9614	9619	9624	9628	9633	0	1	1	2	2	3	3	4	4
92	9638	9643	9647	9652	9657	9661	9666	9671	9675	9680	0	1	1	2	2	3	3	4	4
93	9685	9689	9694	9699	9703	9708	9713	9717	9722	9727	0	1	1	2	2	3	3	4	4
94	9731	9736	9741	9745	9750	9754	9759	9763	9768	9773	0	1	1	2	2	3	3	4	4
95	9777	9782	9786	9791	9795	9800	9805	9809	9814	9818	0	1	1	2	2	3	3	4	4
96	9823	9827	9832	9836	9841	9845	9850	9854	9859	9863	0	1	1	2	2	3	3	4	4
97	9868	9872	9877	9881	9886	9890	9894	9899	9903	9908	0	1	1	2	2	3	3	4	4
98	9912	9917	9921	9926	9930	9934	9939	9943	9948	9952	0	1	1	2	2	3	3	3	4
99	9956	9961	9965	9969	9974	9978	9983	9987	9991	9996	0	1	1	2	2	3	3	3	4
N	0	1	2	3	4	5	6	7	8	9	1	2	3	4	5	6	7	8	9

ing the proportional part corresponding to the fourth figure to the tabular number corresponding to the first three figures. There may be an error of 1 in the last place.

THE ELECTROMAGNETIC SPECTRUM



Type of Radiation	Wavelength Range* (meters)	Frequency Range (hertz)	Energy Range (eV)
Electric Power	∞ - 3×10^5	0 - 10^3	0 - 4.1×10^{-12}
Radio Waves	3×10^4 - 3×10^{-4}	10^4 - 10^{12}	4.1×10^{-11} - 4.1×10^{-3}
Infrared	3×10^{-3} - 7.6×10^{-7}	10^{11} - 4×10^{14}	4.1×10^{-4} - 1.6
Visible	7.6×10^{-7} - 3.8×10^{-7}	4×10^{14} - 7.9×10^{14}	1.6 - 3.3
Ultraviolet	3.8×10^{-7} - 3×10^{-9}	7.9×10^{14} - 10^{17}	3.3 - 410
X Rays	1.2×10^{-7} - 4.1×10^{-17}	2.5×10^{15} - 7.3×10^{24}	10 - 3×10^{10}
Gamma Rays	1.5×10^{-10} - 1.2×10^{-13}	2×10^{18} - 2.5×10^{21}	8×10^3 - 10^7
Cosmic Rays	1.2×10^{-7} - ---	2.5×10^{15} - ---	10 - ---

50 *Ranges are approximate; no exact end points exist.

Atomic Mass Table
(unified mass scale)

A	El.	Atomic Mass (u)	Mass Error*	Binding Energy† (MeV)	A	El.	Atomic Mass (u)	Mass Error*	Binding Energy† (MeV)
	electron	0.000 549	<1		13	B	13.017 780	4	84.455
	proton	1.007 277	<1			C	13.003 354	1	97.109
	neutron	1.008 665	<1			N	13.005 738	1	94.106
1	H	1.007 825	<1		14	C	14.003 242	<1	105.286
2	H	2.014 102	<1	2.225		N	14.003 074	<1	104.659
						O	14.008 597	<1	98.733
3	H	3.016 050	<1	8.482	15	C	15.010 600	1	106.504
	He	3.016 030	<1	7.718		N	15.000 108	1	115.494
						O	15.003 070	1	111.952
4	H	4.030 300	1830	3.280	16	C	16.014 700	17	110.756
	He	4.002 603	<1	28.296		N	16.006 103	4	117.981
						O	15.994 915	<1	127.620
5	H	5.031 620	1610	10.120		F	16.011 706	13	111.197
	He	5.012 297	20	27.338	17	N	17.008 450	16	123.867
	Li	5.012 538	40	26.331		O	16.999 133	1	131.763
						F	17.002 096	1	128.220
6	He	6.018 893	4	29.266	18	O	17.999 160	<1	139.809
	Li	6.015 124	1	31.993		F	18.000 937	1	137.371
	Be	6.019 717	13	26.932		Ne	18.005 711	5	132.142
7	Li	7.016 004	1	39.245	19	O	19.003 578	3	143.765
	Be	7.016 929	1	37.601		F	18.998 405	1	147.801
						Ne	19.001 881	2	143.781
8	He	8.037 520	2150	28.060	20	O	20.004 079	9	151.370
	Li	8.022 487	2	41.278		F	19.999 987	5	154.399
	Be	8.005 308	1	56.498		Ne	19.992 441	1	160.646
	B	8.024 609	2	37.736		Na	20.008 880	320	144.550
9	Li	9.026 802	22	45.330	21	F	20.999 951	8	162.504
	Be	9.012 186	1	58.163		Ne	20.993 849	2	167.406
	B	9.013 332	1	56.312		Na	20.997 655	9	163.078
10	Be	10.013 534	2	64.978	22	Ne	21.991 385	1	177.772
	B	10.012 939	1	64.750		Na	21.994 437	3	174.147
	C	10.016 810	14	60.361		Mg	21.999 850	90	168.320
11	Be	11.021 666	16	65.475	23	Ne	22.994 473	4	182.967
	B	11.009 305	<1	76.206		Na	22.989 771	2	186.565
	C	11.011 432	1	73.443		Mg	22.994 125	3	181.726
12	B	12.014 354	1	79.575					
	C	12.000 000	0	92.163					
	N	12.018 641	8	74.017					

*Errors are standard errors (one standard deviation) in the last digits of the reported atomic masses.

Binding energy errors are not given, but are generally proportional to the atomic mass errors.

†Binding energies are for the entire atom and include the binding energies of the electrons.

Source: Mattauch, J.H.E., Thiele, W., Wapstra, A.H., "1964 Atomic Mass Table," Nuclear Physics, Vol. 67, No. 1 (1965), pp. 1-31.

A	El.	Atomic Mass (u)	Mass Error*	Binding Energy† (MeV)	A	El.	Atomic Mass (u)	Mass Error*	Binding Energy† (MeV)
24	Ne	23.993 613	10	191.839	36	S	35.967 090	9	308.707
	Na	23.990 962	4	193.526		Cl	35.968 309	4	306.790
	Mg	23.985 542	2	198.258		Ar	35.967 545	2	306.719
	Al	24.000 100	100	183.450		K	35.982 040	1070	292.440
25	Na	24.989 955	9	202.535	37	S	36.971 010	80	313.130
	Mg	24.985 839	2	205.587		Cl	36.965 899	1	317.106
	Al	24.990 412	7	200.545		Ar	36.966 772	1	315.510
						K	36.973 365	48	308.587
26	Na	25.991 740	320	208.940	38	S	37.971 230	160	321.000
	Mg	25.982 593	2	216.682		Cl	37.968 005	9	323.216
	Al	25.986 891	2	211.896		Ar	37.962 728	3	327.349
	Si	25.992 343	14	206.036		K	37.969 097	10	320.634
27	Mg	26.984 345	4	223.122		Ca	37.976 720	1070	312.750
	Al	26.981 539	2	224.953	39	Cl	38.968 008	20	331.284
	Si	26.986 703	3	219.361		Ar	38.964 317	6	333.940
28	Mg	27.983 875	6	231.631		K	38.963 710	3	333.723
	Al	27.981 904	4	232.684		Ca	38.970 691	25	326.437
	Si	27.976 929	3	236.536	40	Cl	39.970 400	500	337.100
	P	27.991 780	300	221.920		Ar	39.962 384	1	343.812
29	Al	28.980 442	7	242.118		K	39.964 000	1	341.524
	Si	28.976 496	4	245.011		Ca	39.962 589	4	342.056
	P	28.981 808	6	239.280		Sc	39.977 570	210	327.320
30	Al	29.981 590	270	249.120	41	Ar	40.964 500	5	349.912
	Si	29.973 762	4	255.628		K	40.961 832	4	351.615
	P	29.978 317	8	250.603		Ca	40.962 275	8	350.420
	S	29.984 873	29	243.714		Sc	40.969 247	10	343.143
31	Si	30.975 349	6	262.222	42	Ar	41.963 048	43	359.337
	P	30.973 765	2	262.916		K	41.962 406	11	359.152
	S	30.979 611	12	256.688		Ca	41.958 625	4	361.891
32	Si	31.974 020	50	271.530		Sc	41.965 495	13	354.710
	P	31.973 910	2	270.852		Ti	41.974 903	16	345.164
	S	31.972 074	1	271.880	43	K	42.960 730	12	368.784
	Cl	31.986 240	410	257.800		Ca	42.958 780	4	369.819
33	P	32.971 728	4	280.955		Sc	42.961 165	9	366.815
	S	32.971 462	3	280.421		Ti	42.968 500	160	359.200
	Cl	32.977 440	13	274.070	44	K	43.962 040	210	375.640
34	P	33.973 340	210	287.530		Ca	43.955 491	4	380.954
	S	33.967 864	3	291.843		Sc	43.959 406	6	376.525
	Cl	33.973 750	6	285.578		Ti	43.959 572	13	375.587
	Ar	33.980 620	1070	278.400	45	K	44.960 680	210	384.980
35	S	34.969 031	1	298.828		Ca	44.956 190	4	388.374
	Cl	34.968 851	1	298.213		Sc	44.955 919	3	387.843
	Ar	34.975 254	18	291.467		Ti	44.958 129	5	385.003

A	El.	Atomic Mass (u)	Mass Error*	Binding Energy† (MeV)	A	El.	Atomic Mass (u)	Mass Error*	Binding Energy† (MeV)
46	K	45.962 060	1070	391.760	55	Cr	54.940 833	7	480.263
	Ca	45.953 689	10	398.775		Mn	54.938 050	4	482.073
	Sc	45.955 173	4	396.611		Fe	54.938 299	4	481.059
	Ti	45.952 632	2	398.195		Co	54.942 013	11	476.817
	V	45.960 214	10	390.350		56	Cr	55.940 640	160
47	K	46.961 090	320	400.740	Mn		55.938 910	5	489.343
	Ca	46.954 538	6	406.056	Fe		55.934 936	4	492.262
	Sc	46.952 413	3	407.253	Co		55.939 847	8	486.905
	Ti	46.951 769	3	407.070	Ni		55.942 116	16	484.010
	V	46.954 899	9	403.372	57	Mn	56.938 300	320	497.990
48	Ca	47.952 531	10	415.996		Fe	56.935 398	5	499.904
	Sc	47.952 221	8	415.503		Co	56.936 296	5	498.285
	Ti	47.947 950	2	418.698		Ni	56.939 769	17	494.267
	V	47.952 259	4	413.903		58	Mn	57.940 260	1070
	Cr	47.953 760	210	411.720	Fe		57.933 282	5	509.946
49	Ca	48.955 675	12	421.140	Co		57.935 761	6	506.855
	Sc	48.950 026	6	425.619	Ni		57.935 342	5	506.462
	Ti	48.947 870	2	426.844	Cu		57.944 541	8	497.111
	V	48.948 523	5	425.454	59	Fe	58.934 878	5	516.531
	Cr	48.951 271	12	422.112		Co	58.933 189	4	517.321
50	Sc	49.951 730	210	432.100		Ni	58.934 342	4	515.465
	Ti	49.944 786	4	437.789		Cu	58.939 496	22	509.882
	V	49.947 164	4	434.791		60	Fe	59.933 964	33
	Cr	49.946 055	4	435.042	Co		59.933 813	5	524.812
	Mn	49.954 215	29	426.659	Ni		59.930 787	5	526.848
51	Ti	50.946 603	7	444.168	Cu		59.937 362	9	519.941
	V	50.943 961	3	445.846	61		Fe	60.936 520	1070
	Cr	50.944 768	3	444.312		Co	60.932 440	43	534.162
	Mn	50.948 190	50	440.340		Ni	60.931 056	7	534.669
	52	Ti	51.946 820	1070		452.040	Cu	60.933 457	7
V		51.944 780	5	453.155		Zn	60.939 250	210	525.470
Cr		51.940 513	3	456.347	62	Co	61.933 946	43	540.831
Mn		51.945 568	6	450.856		Ni	61.928 342	5	545.269
Fe		51.948 117	14	447.699		Cu	61.932 566	11	540.552
53	V	52.943 980	1070	461.970		Zn	61.934 380	14	538.079
	Cr	52.940 653	3	464.288		63	Co	62.933 530	210
	Mn	52.941 295	7	462.907	Ni		62.929 640	5	552.108
	Fe	52.945 572	48	458.141	Cu		62.929 592	5	551.393
	54	V	53.946 720	1070	467.490		Zn	62.933 206	6
Cr		53.938 882	4	474.009	Ga		62.939 110	1070	540.960
Mn		53.940 362	6	471.848	64	Ni	63.927 958	6	561.769
Fe		53.939 617	5	471.760		Cu	63.929 759	5	559.309
Co		53.948 475	7	462.726		Zn	63.929 145	5	559.099
						Ga	63.936 737	33	551.244

A	El.	Atomic Mass (u)	Mass Error*	Binding Energy† (MeV)	A	El.	Atomic Mass (u)	Mass Error*	Binding Energy† (MeV)
65	Ni	64.930 072	8	567.872	75	Ge	74.922 883	20	652.152
	Cu	64.927 786	6	569.219		As	74.921 596	4	652.568
	Zn	64.929 234	6	567.087		Se	74.922 525	4	650.921
	Ga	64.932 733	17	563.045		Br	74.925 447	22	647.416
	Ge	64.939 600	1070	555.860		Kr	74.930 920	1070	641.530
66	Ni	65.929 085	33	576.862	76	Ge	75.921 405	2	661.600
	Nu	65.928 871	9	576.279		As	75.922 397	12	659.894
	Zn	65.926 052	6	578.123		Se	75.919 207	7	662.083
	Ga	65.931 607	7	572.165		Br	75.924 180	60	656.670
	Ge	65.934 800	160	568.410		Kr	75.925 470	1080	654.690
67	Cu	66.927 759	13	585.386	77	Ge	76.923 600	50	667.630
	Zn	66.927 145	10	585.175		As	76.920 646	11	669.597
	Ga	66.928 216	11	583.395		Se	76.919 911	5	669.498
	Ge	66.932 940	110	578.210		Br	76.921 376	6	667.351
				Kr		76.924 480	90	663.680	
68	Cu	67.929 770	60	591.580	78	As	77.921 900	210	676.500
	Zn	67.924 857	6	595.378		Se	77.917 314	3	679.989
	Ga	67.927 992	7	591.676		Br	77.921 150	6	675.634
	Ge	67.928 530	1070	590.390		Kr	77.920 403	5	675.547
69	Zn	68.926 541	7	601.881	79	As	78.920 890	60	685.510
	Ga	68.925 574	4	602.000		Se	78.918 494	5	686.961
	Ge	68.927 963	5	598.992		Br	78.918 329	3	686.333
	As	68.932 150	320	594.310		Kr	78.920 068	6	683.930
70	Zn	69.925 334	6	611.077	80	As	79.922 970	210	691.650
	Ga	69.926 035	6	609.642		Se	79.916 527	3	696.865
	Ge	69.924 252	2	610.520		Br	79.918 536	4	694.212
	As	69.930 946	32	603.502		Kr	79.916 380	6	695.437
				Rb		79.921 900	600	689.600	
71	Zn	70.927 510	50	617.120	81	Se	80.917 984	7	703.579
	Ga	70.924 706	5	618.951		Br	80.916 292	5	704.373
	Ge	70.924 956	6	617.935		Kr	80.916 610	110	703.290
	As	70.927 113	9	615.144		Rb	80.919 020	110	700.270
	Se	70.931 840	320	609.960					
72	Zn	71.926 843	10	625.814	82	Se	81.916 707	7	712.840
	Ga	71.926 372	7	625.471		Br	81.916 802	5	711.970
	Ge	71.922 082	2	628.684		Kr	81.913 482	5	714.279
	As	71.926 763	11	623.542		Rb	81.917 959	33	709.327
	Se	71.927 410	1070	622.160		Sr	81.918 390	1070	708.140
73	Ga	72.925 126	43	634.702	83	Br	82.915 168	17	721.562
	Ge	72.923 463	2	635.470		Kr	82.914 131	5	721.746
	As	72.923 861	32	634.316		Rb	82.914 730	1070	720.400
	Se	72.926 814	34	630.783		Sr	82.917 200	1520	717.320
	Br	72.931 860	1070	625.300					
74	Ga	73.927 190	50	640.850	84	Br	83.916 550	50	728.350
	Ge	73.921 181	2	645.667		Kr	83.911 503	4	732.265
	As	73.923 933	4	642.321		Rb	83.914 381	5	728.803
	Se	73.922 476	5	642.895		Sr	83.913 430	4	728.906
	Br	73.929 780	1070	635.310		Y	83.920 190	110	721.820
	Kr	73.933 100	1520	631.430					

A	El.	Atomic Mass (u)	Mass Error*	Binding Energy† (MeV)	A	El.	Atomic Mass (u)	Mass Error*	Binding Energy† (MeV)
85	Br	84.915 530	110	737.370	93	Sr	92.914 710	110	800.360
	Kr	84.912 523	7	739.387		Y	92.909 552	22	804.378
	Rb	84.911 800	5	739.278		Zr	92.906 450	5	806.486
	Sr	84.912 989	33	737.388		Nb	92.906 382	5	805.767
	Y	84.916 489	34	733.346		Mo	92.906 830	14	804.566
						Tc	92.910 251	20	800.598
86	Br	85.918 200	500	742.900	94	Sr	93.915 380	240	807.800
	Kr	85.910 616	4	749.235		Y	93.911 680	210	810.470
	Rb	85.911 193	7	747.915		Zr	93.906 313	4	814.684
	Sr	85.909 285	5	748.910		Nb	93.907 303	15	812.980
	Y	85.914 946	18	742.854		Mo	93.905 090	3	814.259
	Zr	85.916 230	1070	740.870		Tc	93.909 663	7	809.216
87	Kr	86.913 365	10	754.745	95	Y	94.912 540	1070	817.730
	Rb	86.909 187	3	757.855		Zr	94.908 035	5	821.152
	Sr	86.908 892	4	757.347		Nb	94.906 832	3	821.490
	Y	86.910 740	210	754.850		Mo	94.905 839	3	821.633
	Zr	86.914 490	220	750.560		Tc	94.907 620	23	819.191
						Ru	94.909 801	40	816.377
88	Kr	87.914 270	240	761.970	96	Y	95.915 690	1070	822.870
	Rb	87.911 270	100	763.990		Zr	95.908 286	5	828.990
	Sr	87.905 641	6	768.447		Nb	95.908 056	27	828.422
	Y	87.909 528	8	764.044		Mo	95.904 674	3	830.789
	Zr	87.910 060	1070	762.760		Tc	95.907 830	50	827.070
	Nb	87.917 790	1520	754.780		Ru	95.907 598	6	826.501
89	Kr	88.916 600	500	767.900	97	Zr	96.910 966	23	834.565
	Rb	88.911 650	50	771.700		Nb	96.908 096	8	836.455
	Sr	88.907 442	7	774.840		Mo	96.906 022	3	837.606
	Y	88.905 872	5	775.521		Tc	96.906 340	1070	836.520
	Zr	88.908 914	6	771.905		Ru	96.907 630	1520	834.540
	Nb	88.913 080	100	767.240		Rh	96.911 380	1520	830.270
90	Kr	89.919 720	110	773.040	98	Zr	97.911 960	1520	841.710
	Rb	89.914 820	110	776.820		Nb	97.910 350	1070	842.430
	Sr	89.907 747	9	782.628		Mo	97.905 409	3	846.248
	Y	89.907 163	8	782.390		Tc	97.907 110	210	843.880
	Zr	89.904 700	4	783.902		Ru	97.905 289	4	844.795
	Nb	89.911 259	11	777.009		Rh	97.909 800	320	839.810
	Mo	89.913 940	110	773.730	99	Nb	98.911 050	1070	849.850
91	Rb	90.916 070	1070	783.730		Mo	98.907 720	10	852.166
	Sr	90.910 161	16	788.451		Tc	98.906 249	6	852.754
	Y	90.907 295	12	790.338		Ru	98.905 936	4	852.264
	Zr	90.905 642	5	791.096		Rh	98.908 190	22	849.381
	Nb	90.906 860	70	789.180		Pd	98.912 270	220	844.800
	Mo	90.911 650	60	783.930	100	Nb	99.914 020	1070	855.150
92	Rb	91.919 140	1080	788.940		Mo	99.907 475	4	860.466
	Sr	91.910 980	80	795.760		Tc	99.907 840	60	859.350
	Y	91.908 926	22	796.890		Ru	99.904 218	5	861.935
	Zr	91.905 031	3	799.736		Rh	99.908 126	22	857.512
	Nb	91.907 211	10	796.922		Pd	99.908 770	1070	856.130
	Mo	91.906 810	3	796.514					
	Tc	91.915 460	150	787.670					

A	El.	Atomic Mass (u)		Mass Error*	Binding Energy† (MeV)	A	El.	Atomic Mass (u)		Mass Error*	Binding Energy† (MeV)
101	Mo	100.910	353	20	865.857	109	Ag	108.904	756	5	931.729
	Tc	100.907	326	27	867.893		Cd	108.904	928	7	930.787
	Ru	100.905	577	3	868.741		In	108.907	096	13	927.985
	Rh	100.906	178	19	867.398	110	Rh	109.911	100	500	935.500
	Pd	100.908	070	60	864.860		Pd	109.905	164	14	940.204
102	Mo	101.910	250	1520	874.020		Ag	109.906	095	7	938.553
	Tc	101.909	180	1070	874.240		Cd	109.903	012	4	940.643
	Ru	101.904	348	5	877.957		In	109.907	231	43	935.931
	Rh	101.906	842	9	874.851	111	Pd	110.907	670	50	945.940
	Pd	101.905	609	11	875.217		Ag	110.905	316	11	947.351
	Ag	101.911	300	1070	869.130		Cd	110.904	188	4	947.618
103	Tc	102.908	830	110	882.640		In	110.905	360	210	945.750
	Ru	102.906	306	21	884.204		Sn	110.908	060	220	942.440
	Rh	102.905	511	5	884.162	112	Pd	111.907	386	33	954.276
	Pd	102.906	107	22	882.825		Ag	111.907	064	25	953.794
	Ag	102.908	890	110	879.450		Cd	111.902	763	3	957.018
	104	Tc	103.911	710	110		888.020	In	111.905	544	10
Ru		103.905	430	5	893.092		Sn	111.904	835	10	953.523
Rh		103.906	659	7	891.164	113	Ag	112.906	556	43	962.339
Pd		103.904	011	11	892.848		Cd	112.904	409	4	963.556
Ag		103.908	596	16	887.796		In	112.904	089	9	963.071
Cd		103.909	880	1070	885.810		Sn	112.905	187	18	961.266
105	Tc	104.911	330	220	896.450		Sb	112.909	986	47	956.914
	Ru	104.907	679	17	899.068	114	Ag	113.908	300	430	968.790
	Rh	104.905	671	13	900.156		Cd	113.903	360	3	972.604
	Pd	104.905	064	12	899.939		In	113.904	905	9	970.383
	Ag	104.906	460	1070	897.860		Sn	113.902	773	9	971.587
	Cd	104.909	470	1520	894.270		Sb	113.909	510	210	964.520
106	Ru	105.907	322	12	907.472	115	Ag	114.908	930	180	976.270
	Rh	105.907	279	12	906.729		Cd	114.905	431	10	978.747
	Pd	105.903	479	6	909.487		In	114.903	871	8	979.417
	Ag	105.906	661	9	905.740		Sn	114.903	346	7	979.124
	Cd	105.906	463	4	905.143		Sb	114.906	599	23	975.311
	In	105.913	440	320	897.860	116	Ag	115.911	310	1070	982.120
107	Ru	106.910	130	320	912.920		Cd	115.904	762	3	987.442
	Rh	106.906	753	43	915.292		In	115.905	317	26	986.142
	Pd	106.905	132	5	916.019		Sn	115.901	745	5	988.687
	Ag	106.905	094	5	915.272		Sb	115.906	630	50	983.350
	Cd	106.906	615	6	913.072		Te	115.908	300	120	981.010
	In	106.910	360	160	908.800	117	Cd	116.907	239	15	993.205
108	Ru	107.910	100	700	921.000		In	116.904	534	10	994.943
	Rh	107.908	700	600	921.500		Sn	116.902	958	3	995.628
	Pd	107.903	891	8	925.246		Sb	116.904	912	32	993.026
	Ag	107.905	949	8	922.547		Te	116.908	670	60	988.740
	Cd	107.904	187	4	923.406		118	Cd	117.906	970	1160
	In	107.909	720	90	917.470	In		117.906	110	430	1 001.540
109	Rh	108.908	640	1070	929.680	Sn		117.901	606	4	1 004.959
	Pd	108.905	954	5	931.396						

A	El.	Atomic Mass (u)	Mass Error*	Binding Energy† (MeV)	A	El.	Atomic Mass (u)	Mass Error*	Binding Energy† (MeV)
118	Sb	117.905 574	8	1 000.481	127	Sn	126.910 260	1070	1 069.550
	Te	117.905 900	1070	999.400		Sb	126.906 927	33	1 071.863
119	Cd	118.909 740	350	1 007.020		Te	126.905 209	9	1 072.681
	In	118.905 990	130	1 009.730		I	126.904 470	4	1 072.587
	Sn	118.903 313	3	1 011.440		Xe	126.905 220	380	1 071.100
	Sb	118.903 935	22	1 010.079		Cs	126.907 480	380	1 068.220
	Te	118.906 398	22	1 007.002		Ba	126.911 340	1140	1 063.840
120	In	119.908 000	1070	1 015.930	128	Sn	127.910 470	230	1 077.420
	Sn	119.902 198	4	1 020.550		Sb	127.909 070	160	1 077.940
	Sb	119.905 081	8	1 017.082		Te	127.904 476	6	1 081.435
	Te	119.904 023	14	1 017.285		I	127.905 838	9	1 079.384
	I	119.909 820	1070	1 011.100		Xe	127.903 540	6	1 080.742
121	In	120.908 090	1070	1 023.910		Cs	127.907 759	33	1 076.029
	Sn	120.904 227	6	1 026.732		Ba	127.908 510	1070	1 074.550
	Sb	120.903 816	3	1 026.332	129	Sb	128.909 260	1070	1 085.830
	Te	120.905 199	48	1 024.262		Te	128.906 575	9	1 087.551
	I	120.907 730	70	1 021.120		I	128.904 987	7	1 088.249
	Xe	120.911 800	130	1 016.550		Xe	128.904 784	5	1 087.655
122	In	121.910 600	900	1 029.600		Cs	128.905 960	1070	1 085.770
	Sn	121.903 441	4	1 035.536		Ba	128.908 590	1070	1 082.540
	Sb	121.905 183	7	1 033.130		La	128.912 890	1520	1 077.760
	Te	121.903 066	6	1 034.320	130	Sb	129.912 040	1070	1 091.320
	I	121.907 511	43	1 029.397		Te	129.906 238	6	1 095.937
123	In	122.910 570	1070	1 037.750		I	129.906 676	33	1 094.747
	Sn	122.905 738	11	1 041.467		Xe	129.903 509	6	1 096.914
	Sb	122.904 213	3	1 042.106		Cs	129.906 720	22	1 093.141
	Te	122.904 277	6	1 041.263		Ba	129.906 245	23	1 092.800
	I	122.905 730	1070	1 039.130		La	129.912 260	1070	1 086.420
	Xe	122.908 730	1080	1 035.550	131	Te	130.908 575	22	1 101.832
124	In	123.913 200	500	1 043.400		I	130.906 127	4	1 103.329
	Sn	123.905 272	5	1 049.973		Xe	130.905 085	4	1 103.517
	Sb	123.905 973	6	1 048.539		Cs	130.905 466	8	1 102.380
	Te	123.902 842	6	1 050.671		Ba	130.906 716	18	1 100.433
	I	123.906 246	33	1 046.719		La	130.909 890	60	1 096.690
	Xe	123.906 120	150	1 046.050		Ce	130.915 500	360	1 090.690
125	Sn	124.907 746	13	1 055.740	132	Te	131.908 523	18	1 109.951
	Sb	124.905 232	9	1 057.299		I	131.907 981	7	1 109.674
	Te	124.904 418	6	1 057.275		Xe	131.904 161	5	1 112.450
	I	124.904 578	6	1 056.343		Cs	131.906 393	27	1 109.588
	Xe	124.906 620	1070	1 053.660		Ba	131.905 120	300	1 109.990
	Cs	124.909 910	1070	1 049.810		La	131.910 300	320	1 104.390
126	Sn	125.907 640	1090	1 063.910		Ce	131.911 590	1120	1 102.400
	Sb	125.907 320	160	1 063.420	133	I	132.907 750	70	1 117.960
	Te	125.903 322	5	1 066.367		Xe	132.905 815	39	1 118.981
	I	125.905 631	7	1 063.434		Cs	132.905 355	38	1 118.626
	Xe	125.904 288	9	1 063.903		Ba	132.905 879	39	1 117.356
	Cs	125.909 440	430	1 058.320		La	132.908 240	220	1 114.370
						Ce	132.911 250	1100	1 110.790

A	El.	Atomic Mass (u)	Mass Error*	Binding Energy† (MeV)	A	El.	Atomic Mass (u)	Mass Error*	Binding Energy† (MeV)
134	I	133.909 850	60	1 124.070	142	Ba	141.916 350	120	1 180.250
	Xe	133.905 397	5	1 127.441		La	141.913 980	60	1 181.670
	Cs	133.906 823	41	1 125.331		Ce	141.909 140	50	1 185.393
	Ba	133.904 612	41	1 126.607		Pr	141.909 978	17	1 183.833
	La	133.908 660	70	1 122.050		Nd	141.907 663	16	1 185.207
	Ce	133.908 810	90	1 121.130		Pm	141.912 820	320	1 179.620
135	I	134.910 020	1080	1 131.980	143	La	142.915 870	90	1 187.980
	Xe	134.907 020	110	1 134.000		Ce	142.912 327	19	1 190.499
	Cs	134.905 770	110	1 134.380		Pr	142.910 781	16	1 191.157
	Ba	134.905 550	110	1 133.810		Nd	142.909 779	15	1 191.307
	La	134.906 890	1080	1 131.780		Pm	142.910 990	330	1 189.400
	Ce	134.909 140	1520	1 128.890		Sm	142.914 550	90	1 185.300
136	I	135.914 740	110	1 135.670	144	La	143.919 600	1070	1 192.580
	Xe	135.907 221	6	1 141.885		Ce	143.913 591	19	1 197.393
	Cs	135.907 340	90	1 140.990		Pr	143.913 248	16	1 196.930
	Ba	135.904 300	80	1 143.040		Nd	143.910 039	15	1 199.137
	La	135.907 380	110	1 139.390		Pm	143.912 510	1070	1 196.050
	Ce	135.907 100	500	1 138.880		Sm	143.911 989	15	1 195.755
137	Xe	136.911 100	110	1 146.340	145	Ce	144.917 270	1070	1 202.040
	Cs	136.906 770	80	1 149.600		Pr	144.914 476	19	1 203.858
	Ba	136.905 500	80	1 149.990		Nd	144.912 538	15	1 204.881
	La	136.906 040	1080	1 148.710		Pm	144.912 691	18	1 203.955
	Ce	136.907 330	1520	1 146.730		Sm	144.913 394	18	1 202.519
	Pr	136.910 360	1520	1 143.120		Eu	144.916 390	60	1 198.950
138	Xe	137.913 810	1100	1 151.890	146	Ce	145.918 670	240	1 208.810
	Cs	137.910 800	1080	1 153.910		Pr	145.917 590	220	1 209.020
	Ba	137.905 000	60	1 158.530		Nd	145.913 086	15	1 212.442
	La	137.906 910	60	1 155.970		Pm	145.914 632	28	1 210.219
	Ce	137.905 830	60	1 156.200		Sm	145.912 992	23	1 210.964
	Pr	137.910 460	120	1 151.100		Eu	145.917 138	37	1 206.320
						Gd	145.918 320	1070	1 204.440
139	Xe	138.917 840	390	1 156.210	147	Pr	146.918 800	1070	1 215.970
	Cs	138.912 900	330	1 160.030		Nd	146.916 074	19	1 217.729
	Ba	138.908 600	60	1 163.250		Pm	146.915 108	15	1 217.847
	La	138.906 140	50	1 164.760		Sm	146.914 867	15	1 217.290
	Ce	138.906 430	50	1 163.710		Eu	146.916 800	330	1 214.700
	Pr	138.908 580	120	1 160.920		Gd	146.919 170	1120	1 211.720
	Nd	138.911 580	1080	1 157.340					
140	Cs	139.917 110	1070	1 164.170	148	Pr	147.921 910	1070	1 221.140
	Ba	139.910 565	23	1 169.491		Nd	147.916 869	15	1 225.061
	La	139.909 438	20	1 169.758		Pm	147.917 421	26	1 223.764
	Ce	139.905 392	19	1 172.745		Sm	147.914 791	15	1 225.432
	Pr	139.909 007	27	1 168.595		Eu	147.918 110	60	1 221.560
	Nd	139.909 330	1070	1 167.510		Gd	147.918 101	19	1 220.783
						Tb	147.924 130	320	1 214.380
141	Ba	140.914 050	110	1 174.320	149	Nd	148.920 122	18	1 230.102
	La	140.910 828	37	1 176.535		Pm	148.918 330	15	1 230.989
	Ce	140.908 219	19	1 178.182		Sm	148.917 180	14	1 231.278
	Pr	140.907 596	18	1 177.981		Eu	148.918 000	1070	1 229.740
	Nd	140.909 528	21	1 175.398		Gd	148.919 300	160	1 227.730
	Pm	140.913 410	220	1 171.000		Tb	148.923 350	60	1 223.180

A	El.	Atomic Mass (u)	Mass Error*	Binding Energy† (MeV)	A	El.	Atomic Mass (u)	Mass Error*	Binding Energy† (MeV)
150	Nd	149.920 915	15	1 237.435	158	Eu	157.927 940	220	1 293.120
	Pm	149.920 960	70	1 236.610		Gd	157.924 178	19	1 295.837
	Sm	149.917 276	14	1 239.260		Tb	157.925 464	29	1 293.857
	Eu	149.919 689	24	1 236.229		Dy	157.924 449	30	1 294.020
	Gd	149.918 605	24	1 236.457		Ho	157.928 790	31	1 289.193
	Tb	149.923 748	38	1 230.884	159	Eu	158.928 840	220	1 300.350
	Dy	149.925 590	1070	1 228.390		Gd	158.926 368	27	1 301.868
151	Nd	150.923 770	110	1 242.840		Tb	158.925 351	26	1 302.033
	Pm	150.921 198	22	1 244.460		Dy	158.925 759	34	1 300.871
	Sm	150.919 919	21	1 244.869		Ho	158.927 690	1070	1 298.290
	Eu	150.919 838	21	1 244.162	160	Eu	159.931 000	500	1 306.400
	Gd	150.920 270	1070	1 242.980		Gd	159.927 115	20	1 309.244
	Tb	150.923 150	330	1 239.510		Tb	159.927 146	25	1 308.433
	Dy	150.926 250	1120	1 235.850		Dy	159.925 202	21	1 309.461
152	Pm	151.923 510	1070	1 250.370		Ho	159.928 740	60	1 305.380
	Sm	151.919 756	15	1 253.093	161	Gd	160.929 720	80	1 314.890
	Eu	151.921 749	15	1 250.453		Tb	160.927 572	21	1 316.107
	Gd	151.919 794	16	1 251.492		Dy	160.926 945	20	1 315.909
	Tb	151.924 280	160	1 246.530		Ho	160.927 800	1070	1 314.330
	Dy	151.924 729	28	1 245.330		Er	160.929 950	1080	1 311.540
	Ho	151.931 560	330	1 238.180		Tm	160.933 730	1080	1 307.240
153	Pm	152.924 030	110	1 257.960	162	Gd	161.930 880	1520	1 321.880
	Sm	152.922 102	17	1 258.978		Tb	161.929 810	1070	1 322.100
	Eu	152.921 242	18	1 258.997		Dy	161.926 803	19	1 324.113
	Gd	152.921 503	18	1 257.971		Ho	161.929 122	38	1 321.170
	Tb	152.923 490	1070	1 255.340		Er	161.928 740	90	1 320.740
	Dy	152.925 740	160	1 252.460		Tm	161.933 990	140	1 315.070
	Ho	152.930 270	60	1 247.460	163	Tb	162.930 560	60	1 329.470
154	Sm	153.922 282	15	1 266.882		Dy	162.928 755	19	1 330.366
	Eu	153.923 053	20	1 265.382		Ho	162.928 766	22	1 329.574
	Gd	153.920 929	20	1 266.577		Er	162.930 065	23	1 327.581
	Tb	153.924 580	1070	1 262.400		Tm	162.932 502	40	1 324.529
	Dy	153.924 350	60	1 261.820	164	Tb	163.933 280	1070	1 335.010
	Ho	153.930 260	1080	1 255.540		Dy	163.929 200	19	1 338.023
	Er	153.932 760	1070	1 252.420		Ho	163.930 390	41	1 336.132
155	Sm	154.924 701	18	1 272.701		Er	163.929 287	43	1 336.377
	Eu	154.922 930	19	1 273.568		Tm	163.933 541	48	1 331.632
	Gd	154.922 664	18	1 273.033	165	Dy	164.931 816	20	1 343.658
	Tb	154.923 630	1070	1 271.350		Ho	164.930 421	21	1 344.175
	Dy	154.925 880	1070	1 268.470		Er	164.930 819	22	1 343.021
156	Sm	155.925 569	30	1 279.963		Tm	164.932 540	1070	1 340.640
	Eu	155.924 802	25	1 279.896		Yb	164.935 440	1520	1 337.160
	Gd	155.922 175	19	1 281.560	166	Dy	165.932 807	30	1 350.806
	Tb	155.924 750	1070	1 278.380		Ho	165.932 289	30	1 350.506
	Dy	155.923 930	180	1 278.360		Er	165.930 307	29	1 351.570
157	Eu	156.925 390	60	1 287.420		Tm	165.933 510	60	1 347.810
	Gd	156.924 025	19	1 287.908		Yb	165.933 850	110	1 346.700
	Tb	156.924 090	22	1 287.065					
	Dy	156.925 270	1070	1 285.180					

A	El.	Atomic Mass (u)	Mass Error*	Binding Energy† (MeV)	A	El.	Atomic Mass (u)	Mass Error*	Binding Energy† (MeV)
167	Ho	166.933 130	110	1 357.790	178	Yb	177.947 370	1080	1 430.970
	Er	166.932 060	29	1 358.008		Lu	177.946 300	90	1 431.180
	Tm	166.933 030	1070	1 356.330		Hf	177.943 880	80	1 432.650
	Yb	166.935 130	1070	1 353.580		Ta	177.945 930	130	1 429.960
	Lu	166.938 390	1080	1 349.760	179	Lu	178.947 470	100	1 438.160
168	Ho	167.935 930	110	1 363.260		Hf	178.946 030	90	1 438.720
	Er	167.932 383	32	1 365.779		Ta	178.946 160	90	1 437.820
	Tm	167.934 230	50	1 363.279	180	Lu	179.950 370	150	1 443.540
	Yb	167.934 160	160	1 362.560		Hf	179.946 820	100	1 446.050
	Lu	167.939 090	1090	1 357.180		Ta	179.947 544	48	1 444.602
169	Ho	168.936 860	110	1 370.460		W	179.947 000	50	1 444.320
	Er	168.934 610	34	1 371.776	181	Hf	180.949 105	42	1 452.001
	Tm	168.934 245	34	1 371.334		Ta	180.948 007	42	1 452.242
	Yb	168.935 530	1070	1 369.350		W	180.948 211	47	1 451.269
	Lu	168.937 960	1080	1 366.310	182	Hf	181.950 700	220	1 458.580
170	Ho	169.940 070	130	1 375.540		Ta	181.950 167	42	1 458.301
	Er	169.935 560	70	1 378.960		W	181.948 301	41	1 459.257
	Tm	169.936 060	60	1 377.720		Re	181.951 372	47	1 455.614
	Yb	169.935 020	60	1 377.900	183	Hf	182.953 830	220	1 463.740
	Lu	169.938 830	70	1 373.570		Ta	182.951 470	43	1 465.159
171	Er	170.938 130	70	1 384.640		W	182.950 324	41	1 465.444
	Tm	170.936 530	70	1 385.350		Re	182.951 260	1070	1 463.790
	Yb	170.936 430	70	1 384.660	184	Ta	183.953 980	50	1 470.900
	Lu	170.938 140	1080	1 382.280		W	183.951 025	43	1 472.863
172	Er	171.939 330	80	1 391.590		Re	183.952 780	1080	1 470.450
	Tm	171.938 380	80	1 391.700		Os	183.952 750	70	1 469.690
	Yb	171.936 360	70	1 392.800	185	Ta	184.955 560	70	1 477.490
	Lu	171.939 260	1080	1 389.320		W	184.953 519	43	1 478.611
173	Tm	172.939 480	80	1 398.740		Re	184.953 059	43	1 478.257
	Yb	172.938 060	70	1 399.280		Os	184.954 113	43	1 476.493
	Lu	172.938 800	80	1 397.810	186	Ta	185.958 410	330	1 482.910
174	Tm	173.941 970	120	1 404.500		W	185.954 440	45	1 485.824
	Yb	173.938 740	60	1 406.720		Re	185.955 020	70	1 484.500
	Lu	173.940 350	70	1 404.440		Os	185.953 870	70	1 484.790
	Hf	173.940 360	70	1 403.640		Ir	185.957 990	80	1 480.170
175	Tm	174.943 830	1080	1 410.840	187	W	186.957 244	45	1 491.284
	Yb	174.941 140	60	1 412.550		Re	186.955 833	44	1 491.815
	Lu	174.940 640	60	1 412.240		Os	186.955 832	44	1 491.034
	Hf	174.941 610	1080	1 410.560		Ir	186.957 560	1070	1 488.640
176	Tm	175.947 190	130	1 415.770	188	W	187.958 816	48	1 497.891
	Yb	175.942 680	70	1 419.190		Re	187.958 353	47	1 497.540
	Lu	175.942 660	60	1 418.430		Os	187.956 081	47	1 498.873
	Hf	175.941 570	60	1 418.660		Ir	187.959 122	49	1 495.259
177	Yb	176.945 410	90	1 424.720		Pt	187.959 670	70	1 493.970
	Lu	176.943 930	80	1 425.320					
	Hf	176.943 400	80	1 425.030					
	Ta	176.944 650	80	1 423.080					

A	El.	Atomic Mass (u)	Mass Error*	Binding Energy† (MeV)	A	El.	Atomic Mass (u)	Mass Error*	Binding Energy† (MeV)
189	Re	188.959 370	90	1 504.660	198	Ir	197.972 620	320	1 563.400
	Os	188.958 300	90	1 504.880		Pt	197.967 895	23	1 567.019
	Ir	188.958 910	1080	1 503.530		Au	197.968 231	7	1 565.923
	Pt	188.960 610	1520	1 501.160		Hg	197.966 756	7	1 566.515
190	Re	189.961 960	440	1 510.330		Tl	197.970 470	90	1 562.270
	Os	189.958 630	80	1 512.640		Pb	197.972 410	1080	1 559.680
	Ir	189.960 830	180	1 509.810		Bi	197.980 370	1520	1 551.490
	Pt	189.959 950	70	1 509.840	199	Pt	198.970 580	29	1 572.589
	Au	189.964 710	1080	1 504.630		Au	198.968 773	13	1 573.490
191	Os	190.960 970	60	1 518.530		Hg	198.968 279	7	1 573.168
	Ir	190.960 640	60	1 518.060		Tl	198.969 460	320	1 571.290
	Pt	190.961 450	1080	1 516.520		Pb	198.972 860	1120	1 567.330
	Au	190.963 550	1520	1 513.790		Bi	198.978 440	1090	1 561.350
192	Os	191.961 450	60	1 526.160	200	Pt	199.971 430	1080	1 579.870
	Ir	191.962 700	60	1 524.210		Au	199.970 700	100	1 579.770
	Pt	191.961 150	60	1 524.880		Hg	199.968 327	6	1 581.194
	Au	191.964 620	80	1 520.860		Tl	199.970 962	8	1 577.958
	Hg	191.966 160	1080	1 518.640		Pb	199.971 970	1070	1 576.240
193	Os	192.964 227	35	1 531.643		Bi	199.978 940	1520	1 568.960
	Ir	192.963 012	35	1 531.993		Po	199.982 820	1090	1 564.570
	Pt	192.963 060	31	1 531.165	201	Pt	200.974 770	120	1 584.830
	Au	192.964 240	1070	1 529.280		Au	200.971 920	110	1 586.700
	Hg	192.966 750	1070	1 526.160		Hg	200.970 308	7	1 587.421
194	Os	193.965 229	25	1 538.781		Tl	200.970 750	60	1 586.230
	Ir	193.965 125	25	1 538.096		Pb	200.972 860	1080	1 583.480
	Pt	193.962 725	23	1 539.549		Bi	200.977 370	1520	1 578.490
	Au	193.965 418	28	1 536.258		Po	200.983 020	1090	1 572.450
	Hg	193.965 790	1070	1 535.130	202	Au	201.974 120	1070	1 592.720
	Tl	193.971 570	1520	1 528.960		Hg	201.970 642	7	1 595.181
195	Os	194.968 000	500	1 544.200		Tl	201.971 950	25	1 593.180
	Ir	194.965 890	110	1 545.460		Pb	201.972 003	40	1 592.348
	Pt	194.964 813	18	1 545.675		Bi	201.977 880	1070	1 586.100
	Au	194.965 051	19	1 544.672		Po	201.981 130	1080	1 582.280
	Hg	194.966 620	1070	1 542.430		At	201.989 800	1520	1 573.420
	Tl	194.969 840	1090	1 538.650	203	Au	202.975 130	1070	1 599.850
196	Ir	195.968 250	1070	1 551.330		Hg	202.972 880	8	1 601.168
	Pt	195.964 967	15	1 553.604		Tl	202.972 353	8	1 600.876
	Au	195.966 555	14	1 551.342		Pb	202.973 229	13	1 599.278
	Hg	195.965 820	14	1 551.244		Bi	202.976 650	60	1 595.310
	Tl	195.970 760	160	1 545.860		Po	202.981 470	1120	1 590.040
	Pb	195.973 800	1090	1 542.250		At	202.987 710	1090	1 583.440
197	Ir	196.969 490	220	1 558.240	204	Hg	203.973 495	7	1 608.666
	Pt	196.967 347	13	1 559.458		Tl	203.973 865	8	1 607.539
	Au	196.966 541	10	1 559.426		Pb	203.973 044	8	1 607.522
	Hg	196.967 360	44	1 557.881		Bi	203.977 810	1070	1 602.300
	Tl	196.969 720	170	1 554.900		Po	203.980 460	1070	1 599.050
	Pb	196.974 090	1090	1 550.050		At	203.988 060	1520	1 591.190
						Rn	203.992 300	1090	1 586.450

A	El.	Atomic Mass (u)	Mass Error*	Binding Energy† (MeV)	A	El.	Atomic Mass (u)	Mass Error*	Binding Energy† (MeV)	
205	Hg	204.976 210	110	1 614.210	212	Pb	211.991 892	9	1 654.537	
	Tl	204.974 442	8	1 615.073		Bi	211.991 276	8	1 654.328	
	Pb	204.974 480	9	1 614.256		Po	211.988 865	6	1 655.792	
	Bi	204.977 382	13	1 610.769		At	211.990 723	23	1 653.278	
	Po	204.981 200	1080	1 606.430		Rn	211.990 707	13	1 652.511	
	At	204.986 440	1520	1 600.770		Fr	211.996 230	1080	1 646.580	
	Rn	204.992 560	1530	1 594.290		Ra	211.999 950	1070	1 642.330	
206	Hg	205.977 513	23	1 621.067	213	Pb	212.996 580	1070	1 658.240	
	Tl	205.976 104	8	1 621.597		Bi	212.994 377	14	1 659.511	
	Pb	205.974 468	7	1 622.338		Po	212.992 849	10	1 660.152	
	Bi	205.978 389	28	1 617.904		At	212.993 070	210	1 659.170	
	Po	205.980 324	41	1 615.318		Rn	212.993 935	24	1 657.576	
	At	205.986 790	1070	1 608.510		Fr	212.996 184	17	1 654.698	
	Rn	205.990 580	1080	1 604.200		Ra	213.000 420	1080	1 649.970	
Fr	205.999 840	1520	1 594.790	Ac	213.007 050	1520	1 643.010			
207	Tl	206.977 450	11	1 628.414	214	Pb	213.999 844	12	1 663.272	
	Pb	206.975 903	7	1 629.073		Bi	213.998 726	15	1 663.532	
	Bi	206.978 438	8	1 625.929		Po	213.995 204	6	1 666.029	
	Po	206.981 558	11	1 622.240		At	213.996 332	12	1 664.196	
	At	206.985 560	60	1 617.730		Rn	213.995 380	1070	1 664.300	
	Rn	206.990 760	1120	1 612.100		Fr	213.998 980	40	1 660.160	
	Fr	206.997 730	1090	1 604.830		Ra	213.999 990	50	1 658.440	
208	Tl	207.982 013	9	1 632.235	215	Bi	215.001 850	100	1 668.690	
	Pb	207.976 650	7	1 636.448		Po	214.999 449	11	1 670.147	
	Bi	207.979 731	9	1 632.796		At	214.998 656	14	1 670.103	
	Po	207.981 243	12	1 630.605		Rn	214.998 690	110	1 669.290	
	At	207.986 610	1080	1 624.830		Fr	215.000 400	30	1 666.910	
	Rn	207.989 790	1070	1 621.080		Ra	215.002 765	26	1 663.930	
	Fr	207.997 950	1520	1 612.700		216	Bi	216.006 310	1070	1 672.610
209	Tl	208.985 296	37	1 637.249	Po		216.001 908	9	1 675.928	
	Pb	208.981 082	11	1 640.391	At		216.002 416	11	1 674.672	
	Bi	208.980 394	8	1 640.250	Rn		216.000 272	12	1 675.887	
	Po	208.982 426	13	1 637.575	Fr		216.003 100	1070	1 672.470	
	At	208.986 167	13	1 633.307	Ra		216.003 490	30	1 671.330	
	Rn	208.990 420	1080	1 628.570	217		Po	217.006 340	1070	1 679.870
	Fr	208.996 320	1520	1 622.280		At	217.004 708	14	1 680.609	
210	Tl	209.990 054	29	1 640.888		Rn	217.003 920	11	1 680.560	
	Pb	209.984 187	7	1 645.571		Fr	217.004 750	300	1 679.000	
	Bi	209.984 121	7	1 644.849		Ra	217.006 390	40	1 676.700	
	Po	209.982 876	7	1 645.227		218	Po	218.009 009	12	1 685.456
	At	209.987 036	28	1 640.569			At	218.008 710	15	1 684.953
	Rn	209.989 540	42	1 637.454	Rn		218.005 606	12	1 687.062	
	Fr	209.996 570	1070	1 630.120	Fr		218.007 521	16	1 684.496	
211	Pb	210.988 742	22	1 649.399	Ra		218.007 170	1520	1 684.040	
	Bi	210.987 300	11	1 649.960	219		At	219.011 320	90	1 690.600
	Po	210.986 657	8	1 649.777			Rn	219.009 508	11	1 691.499
	At	210.987 462	8	1 648.244		Fr	219.009 250	26	1 690.956	
	Rn	210.990 566	11	1 644.570		Ra	219.010 050	150	1 689.430	
	Fr	210.995 330	60	1 639.350						
	Ra	211.000 950	1550	1 633.330						

A	El.	Atomic Mass (u)	Mass Error*	Binding Energy† (MeV)	A	El.	Atomic Mass (u)	Mass Error*	Binding Energy† (MeV)
220	At	220.015 140	1070	1 695.100	230	Pa	230.034 541	21	1 753.054
	Rn	220.011 387	9	1 697.819		U	230.033 935	20	1 752.836
	Fr	220.012 318	13	1 696.170		Np	230.037 750	1070	1 748.500
	Ra	220.011 026	16	1 696.591					
221	Rn	221.015 390	1520	1 702.170	231	Ac	231.038 570	110	1 758.930
	Fr	221.014 244	15	1 702.447		Th	231.036 318	11	1 760.252
	Ra	221.013 913	12	1 701.973		Pa	231.035 903	11	1 759.857
	Ac	221.015 680	370	1 699.550		U	231.036 290	50	1 758.720
						Np	231.038 270	60	1 756.080
222	Rn	222.017 610	12	1 708.166	232	Th	232.038 079	12	1 766.683
	Fr	222.017 550	30	1 707.440		Pa	232.038 592	24	1 765.423
	Ra	222.015 375	16	1 708.683		U	232.037 148	10	1 765.986
	Ac	222.017 779	20	1 705.661		Np	232.039 950	1070	1 762.600
						Pu	232.041 170	60	1 760.670
223	Fr	223.019 760	11	1 713.452	233	Th	233.041 604	12	1 771.472
	Ra	223.018 527	11	1 713.818		Pa	233.040 268	12	1 771.934
	Ac	223.019 133	26	1 712.470		U	233.039 654	12	1 771.723
	Th	223.020 920	190	1 710.030		Np	233.040 830	1070	1 769.850
						Pu	233.042 987	26	1 767.050
224	Fr	224.023 320	1070	1 718.210	234	Th	234.043 636	13	1 777.651
	Ra	224.020 203	9	1 720.328		Pa	234.043 354	13	1 777.131
	Ac	224.021 701	15	1 718.150		U	234.040 976	12	1 778.564
	Th	224.021 470	20	1 717.583		Np	234.042 908	20	1 775.981
						Pu	234.043 313	20	1 774.822
225	Ra	225.023 630	13	1 725.208	235	Pa	235.045 450	110	1 783.250
	Ac	225.023 214	15	1 724.813		U	235.043 943	11	1 783.871
	Th	225.023 945	14	1 723.349		NP	235.044 075	11	1 782.965
	Pa	225.026 230	1140	1 720.430		Pu	235.045 290	60	1 781.050
226	Ra	226.025 438	12	1 731.594	236	Pa	236.048 700	1070	1 788.290
	Ac	226.026 101	21	1 730.195		U	236.045 591	12	1 790.407
	Th	226.024 900	20	1 730.531		NP	236.046 605	15	1 788.680
	Pa	226.027 882	22	1 726.971		Pu	236.046 049	11	1 788.416
						Am	236.049 310	1520	1 784.590
227	Ra	227.029 180	24	1 736.181	237	Pa	237.051 220	60	1 794.020
	Ac	227.027 774	11	1 736.708		U	237.048 750	12	1 795.536
	Th	227.027 727	11	1 735.969		NP	237.048 195	12	1 795.271
	Pa	227.028 801	27	1 734.190		Pu	237.048 434	13	1 794.266
	U	227.031 200	1090	1 731.170		Am	237.050 060	1520	1 791.970
228	Ra	228.031 096	13	1 742.468	238	U	238.050 819	12	1 801.680
	Ac	228.031 037	13	1 741.740		NP	238.050 970	14	1 800.757
	Th	228.028 733	9	1 743.103		Pu	238.049 582	12	1 801.268
	Pa	228.030 990	16	1 740.219		Am	238.052 010	1070	1 798.230
	U	228.031 377	22	1 739.076		Cm	238.053 030	40	1 796.490
229	Ra	229.034 870	1520	1 747.020	239	U	239.054 328	13	1 806.484
	Ac	229.032 940	1070	1 748.040		Np	239.052 951	12	1 806.984
	Th	229.031 781	12	1 748.336		Pu	239.052 175	12	1 806.924
	Pa	229.032 081	16	1 747.274		Am	239.053 042	24	1 805.330
	U	229.033 496	14	1 745.173		Cm	239.054 900	1070	1 802.820
230	Ra	230.037 130	1520	1 752.990					
	Ac	230.036 270	1070	1 753.010					
	Th	230.033 159	12	1 755.124					

A	El.	Atomic Mass (u)	Mass Error*	Binding Energy† (MeV)	A	El.	Atomic Mass (u)	Mass Error*	Binding Energy† (MeV)
240	U	240.056 633	17	1 812.408	248	Es	248.075 500	1520	1 853.930
	Np	240.056 080	70	1 812.140		Fm	248.077 190	30	1 851.570
	Pu	240.053 836	12	1 813.448	249	Cm	249.075 985	17	1 863.895
	Am	240.055 340	1070	1 811.270		Bk	249.075 005	12	1 864.026
	Cm	240.055 518	11	1 810.316		Cf	249.074 870	12	1 863.369
241	Np	241.058 330	110	1 818 110	Es	249.076 380	30	1 861.180	
	Pu	241.056 873	12	1 818 691	Fm	249.078 960	1070	1 857.990	
	Am	241.056 850	12	1 817.929	250	Cm	250.078 420	1070	1 869.700
	Cm	241.057 679	13	1 816.375		Bk	250.078 337	16	1 868.993
	Bk	241.060 240	1070	1 813.200		Cf	250.076 432	14	1 869.985
242	Np	242.061 780	1070	1 822.980		Es	250.078 650	1070	1 867.130
	Pu	242.058 769	12	1 824.996		Fm	250.079 550	40	1 865.520
	Am	242.059 573	14	1 823.465	Md	250.084 430	1860	1 860.190	
	Cm	242.058 860	12	1 823.347	251	Bk	251.080 810	1520	1 874.760
	Bk	242.062 080	1070	1 819.560		Cf	251.079 591	18	1 875.114
Cf	242.063 670	40	1 817.300	Es		251.079 970	50	1 873.980	
243	Pu	243.062 031	15	1 830.029		Fm	251.081 620	1320	1 871.660
	Am	243.061 393	12	1 829.840		Md	251.084 870	1070	1 867.850
	Cm	243.061 400	12	1 829.052	No	251.088 860	2150	1 863.350	
	Bk	243.063 022	25	1 826.760	252	Bk	252.084 340	1070	1 879.540
	Cf	243.065 330	1520	1 823.830		Cf	252.081 657	17	1 881.261
244	Pu	244.064 235	17	1 836.047		Es	252.082 870	1070	1 879.350
	Am	244.064 310	12	1 835.196		Fm	252.082 500	40	1 878.910
	Cm	244.062 775	12	1 835.842		Md	252.086 530	1860	1 874.380
	Bk	244.065 220	1070	1 832.780	No	252.088 970	40	1 871.320	
	Cf	244.065 988	11	1 831.284	253	Cf	253.085 140	60	1 886.090
245	Pu	245.067 800	1070	1 840.800		Es	253.084 850	14	1 885.576
	Am	245.066 477	13	1 841.249		Fm	253.085 200	1070	1 884.470
	Cm	245.065 511	12	1 841.366		Md	253.087 250	1070	1 881.780
	Bk	245.066 393	13	1 839.762		No	253.090 580	1520	1 877.890
	Cf	245.068 071	13	1 837.416	254	Cf	254.087 390	1070	1 892.060
Es	245.071 330	1520	1 833.600	Es		254.088 053	17	1 890.663	
246	Pu	246.070 120	60	1 846.710		Fm	254.086 883	15	1 890.972
	Am	246.069 720	60	1 846.300		Md	254.089 630	1520	1 887.630
	Cm	246.067 250	13	1 847.817		No	254.090 990	40	1 885.580
	Bk	246.068 820	1070	1 845.570	255	Es	255.090 290	1520	1 896.650
	Cf	246.068 837	16	1 844.774		Fm	255.089 970	19	1 896.168
Es	246.072 970	1520	1 840.140	Md		255.091 100	1070	1 894.330	
Fm	246.075 260	50	1 837.230	No		255.093 270	1700	1 891.520	
247	Am	247.072 100	1070	1 852.160		256	Es	256.093 710	1520
	Cm	247.070 380	15	1 852.973	Fm		256.091 730	40	1 902.600
	Bk	247.070 290	30	1 852.280	Md		256.093 790	1520	1 899.900
	Cf	247.071 180	760	1 850.660	No		256.094 280	40	1 898.650
	Es	247.073 620	40	1 847.600	Lw		256.098 570	1070	1 893.880
	Fm	247.076 740	1860	1 843.920	257		Fm	257.095 110	60
248	Am	248.075 710	1070	1 856.860		Md	257.095 610	1070	1 906.270
	Cm	248.072 379	16	1 859.182		No	257.096 930	1520	1 904.260
	Bk	248.073 020	1070	1 857.800		Lw	257.099 510	1520	1 901.070
	Cf	248.072 220	30	1 857.770					

DENSITY OF ELEMENTS AND COMMON MATERIALS

Element	At. No.	At. Wt.	MIP*	Density	Element	At. No.	At. Wt.	MIP*	Density
H	1	1.00797	18.0	0.0586	I	53	126.9044		4.93
He	2	4.0026	40.0	0.126	Xe	54	131.30	757.52	3.52
Li	3	6.939	39.032	0.534	Cs	55	132.905		1.873
Be	4	9.0122	56.0	1.8	Ba	56	137.34		3.5
B	5	10.811		2.34	La	57	138.91		6.155
C	6	12.01115	79.0	2.25	Ce	58	140.12		3.92
N	7	14.0067	92.0	0.808	Pr	59	140.907		6.5
O	8	15.9994	105.0	1.14	Nd	60	144.24		6.95
F	9	18.9984		1.11	Pm	61	147		
Ne	10	20.183	130.016	1.2	Sm	62	150.35		7.8
Na	11	22.9898		0.971	Eu	63	151.96		5.24
Mg	12	24.312	156.4	1.74	Gd	64	157.25		
Al	13	26.9815	163	2.699	Tb	65	158.924		
Si	14	28.086		2.42	Dy	66	162.50		8.56
P	15	30.9738		1.82	Ho	67	164.930		
S	16	32.064		2.07	Er	68	167.26		4.77
Cl	17	35.453		1.56	Tm	69	168.934		
Ar	18	39.948	240.0	1.40	Yb	70	173.04		
K	19	39.102		0.87	Lu	71	174.97		
Ca	20	40.08	200	1.55	Hf	72	178.49		13.3
Sc	21	44.956		3.02	Ta	73	180.948	720	16.6
Ti	22	47.90	225	4.5	W	74	183.85	740	19.3
V	23	50.942	254	5.96	Re	75	186.2		20.53
Cr	24	51.996		7.1	Os	76	190.2		22.48
Mn	25	54.9380		7.20	Ir	77	192.2	760	22.42
Fe	26	55.847	273	7.86	Pt	78	195.09	777	21.37
Co	27	58.9332	298	8.9	Au	79	196.967	786	19.32
Ni	28	58.71	312	8.90	Hg	80	200.59		13.546
Cu	29	63.54	322	8.94	Tl	81	204.37		11.85
Zn	30	65.37	331	7.14	Pb	82	207.19	818	11.35
Ga	31	69.72		5.91	Bi	83	208.980	826	9.747
Ge	32	72.59		5.36	Po	84	210		
As	33	74.9216		5.73	At	85	210		
Se	34	78.96		4.8	Rn	86	222		9.73
Br	35	79.909		3.12	Fr	87	223		
Kr	36	83.80	493.68	2.6	Ra	88	226		
Rb	37	85.47		1.53	Ac	89	227		
Sr	38	87.62		2.54	Th	90	232.038		11.3
Y	39	88.905		5.51	Pa	91	231		
Zr	40	91.22		6.4	U	92	238.03	908	18.68
Nb	41	92.906	410	8.4	Np	93			
Mo	42	95.94	420	10.2	Pu	94			
Tc	43	99			Am	95			
Ru	44	101.07		12.2	Cm	96			
Rh	45	102.905	450	12.5	Bk	97			
Pd	46	106.4	460	12.16	Cf	98			
Ag	47	107.870	485	10.50	Es	99			
Cd	48	112.40	468.0	8.65	Fm	100			
In	49	114.82	490	7.28	Md	101			
Sn	50	118.69	500	7.31	No	102			
Sb	51	121.75		6.691	Lw	103			
Te	52	127.60		6.24	Ku	104			

*Mean ionization potential.

Material	Density (gm/cm ³)
Air	0.001293
Asbestos	2.0 - 2.8
Asphalt	1.1 - 1.5
Bone	1.7 - 2.0
Brick	1.4 - 2.5
Cement	2.7 - 3.0
Clay	1.8 - 2.6
Concrete, siliceous	2.25 - 2.40
Ebonite	1.15
Gelatin	1.27
Glass (common)	2.4 - 2.8
Glass (flint)	2.9 - 5.9
Granite	2.60 - 2.76
Graphite	2.30 - 2.72
Gypsum	2.31 - 2.33
Limestone	1.87 - 2.76
Linoleum	1.18
Marble	2.47 - 2.86
Paraffin	0.87 - 0.91
Plaster, sand	1.54
Pressed wood:	
Pulp Board	0.19
Sandstone	1.90
Slate	2.6 - 3.3
Tile	1.6 - 2.5
Water	1.000
Water (heavy)	1.105
Wood:	
Oak	0.60 - 0.90
White Pine	0.35 - 0.50
Yellow Pine	0.37 - 0.60

Source: "Medical X-Ray Protection up to Three Million Volts," National Bureau of Standards Handbook No. 76, 1961;
 "Handbook of Chemistry and Physics," Chemical Rubber Co., 48th ed., 1967-1968; and
 Trout, E. Dale, *et al.*, "Conventional Building Materials as Protective Barriers," *Radiology*, Vol. 76, No. 2 (Feb. 1961), pp. 237-244.

PERIODIC TABLE OF THE ELEMENTS

According to latest reports including Commission on Atomic Weights, International Union of Pure and Applied Chemistry.

BASED ON CARBON-12

IMPORTANT ATOMIC CONSTANTS

(Carbon-12 scale)

Atomic Mass of
 Electron: $m_e = (9.10938 \pm 0.0000005) \times 10^{-31}$ gm
 Proton: $m_p = (1.67261 \pm 0.000004) \times 10^{-24}$ gm
 Neutron: $m_n = (1.67492 \pm 0.000004) \times 10^{-24}$ gm
 Deuteron: $m_d = 2.013554 \pm 0.000001$
 Triton: $m_t = 3.015500 \pm 0.000002$
 Rest Mass of
 Electron: $m_e = (9.10938 \pm 0.000005) \times 10^{-31}$ gm
 Proton: $m_p = (1.67261 \pm 0.000004) \times 10^{-24}$ gm
 Neutron: $m_n = (1.67492 \pm 0.000004) \times 10^{-24}$ gm
 Electronic charge: $e = (4.8028 \pm 0.00002) \times 10^{-10}$ esu
 Rydberg constant: $R_\infty = 109737.31 \pm 0.01$ cm⁻¹

Velocity of light: $c = (2.997927 \pm 0.0000002) \times 10^{10}$ cm sec⁻¹
 Fine structure constant: $\alpha = (1/137.038 \pm 0.001)$
 Boltzmann's constant: $h = (6.6249 \pm 0.0003) \times 10^{-27}$ erg sec
 Planck's constant: $h = (1.38047 \pm 0.00007) \times 10^{-16}$ erg deg⁻¹
 Avogadro's constant: $N = (6.0228 \pm 0.0002) \times 10^{23}$ mole⁻¹
 Gas constant: $R = (8.3143 \pm 0.0003) \times 10^7$ erg deg⁻¹ mole⁻¹
 Faraday: $F = 9648.8 \pm 0.3$ emu mole⁻¹
 Standard volume of ideal gas: $V = 22413.6 \pm 0.6$ cm³ mole⁻¹
 1 amu (O^{16}) = 1.000318 amu (O^{16}) = 16
 1 amu (O^{16}) = 1.000043 amu ($O = 16$)
 1 amu ($O = 16$) = 1.000275 amu (O^{16}) = 16

I A		II A										III A										IV A										V A										VI A										VII A										VIII		IX A										X A		XI A		XII A		I B										II B										III B										IV B										V B										VI B										VII B										VIII										IX B										X B										XI B										XII B										XIII A		XIII B		XIV A		XIV B		XV A		XV B		XVI A		XVI B		XVII A		XVII B		XVIII A		XVIII B		XIX A		XIX B		XX A		XX B		XXI A		XXI B		XXII A		XXII B		XXIII A		XXIII B		XXIV A		XXIV B		XXV A		XXV B		XXVI A		XXVI B		XXVII A		XXVII B		XXVIII A		XXVIII B		XXIX A		XXIX B		XXX A		XXX B		XXXI A		XXXI B		XXXII A		XXXII B		XXXIII A		XXXIII B		XXXIV A		XXXIV B		XXXV A		XXXV B		XXXVI A		XXXVI B		XXXVII A		XXXVII B		XXXVIII A		XXXVIII B		XXXIX A		XXXIX B		XL A		XL B		XLI A		XLI B		XLII A		XLII B		XLIII A		XLIII B		XLIV A		XLIV B		XLV A		XLV B		XLVI A		XLVI B		XLVII A		XLVII B		XLVIII A		XLVIII B		XLIX A		XLIX B		L A		L B		LI A		LI B		LII A		LII B		LIII A		LIII B		LIV A		LIV B		LV A		LV B		LVI A		LVI B		LVII A		LVII B		LVIII A		LVIII B		LIX A		LIX B		LX A		LX B		LXI A		LXI B		LXII A		LXII B		LXIII A		LXIII B		LXIV A		LXIV B		LXV A		LXV B		LXVI A		LXVI B		LXVII A		LXVII B		LXVIII A		LXVIII B		LXIX A		LXIX B		LXX A		LXX B		LXXI A		LXXI B		LXXII A		LXXII B		LXXIII A		LXXIII B		LXXIV A		LXXIV B		LXXV A		LXXV B		LXXVI A		LXXVI B		LXXVII A		LXXVII B		LXXVIII A		LXXVIII B		LXXIX A		LXXIX B		LXXX A		LXXX B		LXXXI A		LXXXI B		LXXXII A		LXXXII B		LXXXIII A		LXXXIII B		LXXXIV A		LXXXIV B		LXXXV A		LXXXV B		LXXXVI A		LXXXVI B		LXXXVII A		LXXXVII B		LXXXVIII A		LXXXVIII B		LXXXIX A		LXXXIX B		LXXXX A		LXXXX B		LXXXXI A		LXXXXI B		LXXXXII A		LXXXXII B		LXXXXIII A		LXXXXIII B		LXXXXIV A		LXXXXIV B		LXXXXV A		LXXXXV B		LXXXXVI A		LXXXXVI B		LXXXXVII A		LXXXXVII B		LXXXXVIII A		LXXXXVIII B		LXXXXIX A		LXXXXIX B		LXXXXX A		LXXXXX B		LXXXXXI A		LXXXXXI B		LXXXXXII A		LXXXXXII B		LXXXXXIII A		LXXXXXIII B		LXXXXXIV A		LXXXXXIV B		LXXXXXV A		LXXXXXV B		LXXXXXVI A		LXXXXXVI B		LXXXXXVII A		LXXXXXVII B		LXXXXXVIII A		LXXXXXVIII B		LXXXXXIX A		LXXXXXIX B		LXXXXXX A		LXXXXXX B		LXXXXXXI A		LXXXXXXI B		LXXXXXXII A		LXXXXXXII B		LXXXXXXIII A		LXXXXXXIII B		LXXXXXXIV A		LXXXXXXIV B		LXXXXXXV A		LXXXXXXV B		LXXXXXXVI A		LXXXXXXVI B		LXXXXXXVII A		LXXXXXXVII B		LXXXXXXVIII A		LXXXXXXVIII B		LXXXXXXIX A		LXXXXXXIX B		LXXXXXXX A		LXXXXXXX B		LXXXXXXXI A		LXXXXXXXI B		LXXXXXXXII A		LXXXXXXXII B		LXXXXXXXIII A		LXXXXXXXIII B		LXXXXXXXIV A		LXXXXXXXIV B		LXXXXXXXV A		LXXXXXXXV B		LXXXXXXXVI A		LXXXXXXXVI B		LXXXXXXXVII A		LXXXXXXXVII B		LXXXXXXXVIII A		LXXXXXXXVIII B		LXXXXXXXIX A		LXXXXXXXIX B		LXXXXXXXA A		LXXXXXXXA B		LXXXXXXXB A		LXXXXXXXB B		LXXXXXXXC A		LXXXXXXXC B		LXXXXXXXD A		LXXXXXXXD B		LXXXXXXXE A		LXXXXXXXE B		LXXXXXXXF A		LXXXXXXXF B		LXXXXXXXG A		LXXXXXXXG B		LXXXXXXXH A		LXXXXXXXH B		LXXXXXXXI A		LXXXXXXXI B		LXXXXXXXJ A		LXXXXXXXJ B		LXXXXXXXK A		LXXXXXXXK B		LXXXXXXXL A		LXXXXXXXL B		LXXXXXXXM A		LXXXXXXXM B		LXXXXXXXN A		LXXXXXXXN B		LXXXXXXXO A		LXXXXXXXO B		LXXXXXXXP A		LXXXXXXXP B		LXXXXXXXQ A		LXXXXXXXQ B		LXXXXXXXR A		LXXXXXXXR B		LXXXXXXXS A		LXXXXXXXS B		LXXXXXXXT A		LXXXXXXXT B		LXXXXXXXU A		LXXXXXXXU B		LXXXXXXXV A		LXXXXXXXV B		LXXXXXXXW A		LXXXXXXXW B		LXXXXXXXX A		LXXXXXXXX B		LXXXXXXXY A		LXXXXXXXY B		LXXXXXXXZ A		LXXXXXXXZ B	
-----	--	------	--	--	--	--	--	--	--	--	--	-------	--	--	--	--	--	--	--	--	--	------	--	--	--	--	--	--	--	--	--	-----	--	--	--	--	--	--	--	--	--	------	--	--	--	--	--	--	--	--	--	-------	--	--	--	--	--	--	--	--	--	------	--	------	--	--	--	--	--	--	--	--	--	-----	--	------	--	-------	--	-----	--	--	--	--	--	--	--	--	--	------	--	--	--	--	--	--	--	--	--	-------	--	--	--	--	--	--	--	--	--	------	--	--	--	--	--	--	--	--	--	-----	--	--	--	--	--	--	--	--	--	------	--	--	--	--	--	--	--	--	--	-------	--	--	--	--	--	--	--	--	--	------	--	--	--	--	--	--	--	--	--	------	--	--	--	--	--	--	--	--	--	-----	--	--	--	--	--	--	--	--	--	------	--	--	--	--	--	--	--	--	--	-------	--	--	--	--	--	--	--	--	--	--------	--	--------	--	-------	--	-------	--	------	--	------	--	-------	--	-------	--	--------	--	--------	--	---------	--	---------	--	-------	--	-------	--	------	--	------	--	-------	--	-------	--	--------	--	--------	--	---------	--	---------	--	--------	--	--------	--	-------	--	-------	--	--------	--	--------	--	---------	--	---------	--	----------	--	----------	--	--------	--	--------	--	-------	--	-------	--	--------	--	--------	--	---------	--	---------	--	----------	--	----------	--	---------	--	---------	--	--------	--	--------	--	---------	--	---------	--	----------	--	----------	--	-----------	--	-----------	--	---------	--	---------	--	------	--	------	--	-------	--	-------	--	--------	--	--------	--	---------	--	---------	--	--------	--	--------	--	-------	--	-------	--	--------	--	--------	--	---------	--	---------	--	----------	--	----------	--	--------	--	--------	--	-----	--	-----	--	------	--	------	--	-------	--	-------	--	--------	--	--------	--	-------	--	-------	--	------	--	------	--	-------	--	-------	--	--------	--	--------	--	---------	--	---------	--	-------	--	-------	--	------	--	------	--	-------	--	-------	--	--------	--	--------	--	---------	--	---------	--	--------	--	--------	--	-------	--	-------	--	--------	--	--------	--	---------	--	---------	--	----------	--	----------	--	--------	--	--------	--	-------	--	-------	--	--------	--	--------	--	---------	--	---------	--	----------	--	----------	--	---------	--	---------	--	--------	--	--------	--	---------	--	---------	--	----------	--	----------	--	-----------	--	-----------	--	---------	--	---------	--	--------	--	--------	--	---------	--	---------	--	----------	--	----------	--	-----------	--	-----------	--	----------	--	----------	--	---------	--	---------	--	----------	--	----------	--	-----------	--	-----------	--	------------	--	------------	--	----------	--	----------	--	---------	--	---------	--	----------	--	----------	--	-----------	--	-----------	--	------------	--	------------	--	-----------	--	-----------	--	----------	--	----------	--	-----------	--	-----------	--	------------	--	------------	--	-------------	--	-------------	--	-----------	--	-----------	--	----------	--	----------	--	-----------	--	-----------	--	------------	--	------------	--	-------------	--	-------------	--	------------	--	------------	--	-----------	--	-----------	--	------------	--	------------	--	-------------	--	-------------	--	--------------	--	--------------	--	------------	--	------------	--	-----------	--	-----------	--	------------	--	------------	--	-------------	--	-------------	--	--------------	--	--------------	--	-------------	--	-------------	--	------------	--	------------	--	-------------	--	-------------	--	--------------	--	--------------	--	---------------	--	---------------	--	-------------	--	-------------	--	------------	--	------------	--	-------------	--	-------------	--	--------------	--	--------------	--	---------------	--	---------------	--	--------------	--	--------------	--	-------------	--	-------------	--	--------------	--	--------------	--	---------------	--	---------------	--	----------------	--	----------------	--	--------------	--	--------------	--	-------------	--	-------------	--	-------------	--	-------------	--	-------------	--	-------------	--	-------------	--	-------------	--	-------------	--	-------------	--	-------------	--	-------------	--	-------------	--	-------------	--	-------------	--	-------------	--	-------------	--	-------------	--	-------------	--	-------------	--	-------------	--	-------------	--	-------------	--	-------------	--	-------------	--	-------------	--	-------------	--	-------------	--	-------------	--	-------------	--	-------------	--	-------------	--	-------------	--	-------------	--	-------------	--	-------------	--	-------------	--	-------------	--	-------------	--	-------------	--	-------------	--	-------------	--	-------------	--	-------------	--	-------------	--	-------------	--	-------------	--	-------------	--	-------------	--	-------------	--	-------------	--	-------------	--

I A		II A										III A										IV A										V A										VI A										VII A										VIII		IX A										X A		XI A		I B										II B										III B										IV B										V B										VI B										VII B										VIII										IX B										X B										XI B										XIII A		XIII B		XIV A		XIV B		XV A		XV B		XVI A		XVI B		XVII A		XVII B		XVIII A		XVIII B		XIX A		XIX B		XX A		XX B		XXI A		XXI B		XXII A		XXII B		XXIII A		XXIII B		XXIV A		XXIV B		XXV A		XXV B		XXVI A		XXVI B		XXVII A		XXVII B		XXVIII A		XXVIII B		XXIX A		XXIX B		XXX A		XXX B		XXXI A		XXXI B		XXXII A		XXXII B		XXXIII A		XXXIII B		XXXIV A		XXXIV B		XXXV A		XXXV B		XXXVI A		XXXVI B		XXXVII A		XXXVII B		XXXVIII A		XXXVIII B		XXXIX A		XXXIX B		L A		L B		LI A		LI B		LII A		LII B		LIII A		LIII B		LIV A		LIV B		LV A		LV B		LVI A		LVI B		LVII A		LVII B		LVIII A		LVIII B		LIX A		LIX B		LX A		LX B		LXI A		LXI B		LXII A		LXII B		LXIII A		LXIII B		LXIV A		LXIV B		LXV A		LXV B		LXVI A		LXVI B		LXVII A		LXVII B		LXVIII A		LXVIII B		LXIX A		LXIX B		LXXX A		LXXX B		LXXXI A		LXXXI B		LXXXII A		LXXXII B		LXXXIII A		LXXXIII B		LXXXIV A		LXXXIV B		LXXXV A		LXXXV B		LXXXVI A		LXXXVI B		LXXXVII A		LXXXVII B		LXXXVIII A		LXXXVIII B		LXXXIX A		LXXXIX B		LXXXX A		LXXXX B		LXXXXI A		LXXXXI B		LXXXXII A		LXXXXII B		LXXXXIII A		LXXXXIII B		LXXXXIV A		LXXXXIV B		LXXXXV A		LXXXXV B		LXXXXVI A		LXXXXVI B		LXXXXVII A		LXXXXVII B		LXXXXVIII A		LXXXXVIII B		LXXXXIX A		LXXXXIX B		LXXXXX A		LXXXXX B		LXXXXXI A		LXXXXXI B		LXXXXXXII A		LXXXXXXII B		LXXXXXXIII A		LXXXXXXIII B		LXXXXXXIV A		LXXXXXXIV B		LXXXXXXV A		LXXXXXXV B		LXXXXXXVI A		LXXXXXXVI B		LXXXXXXVII A		LXXXXXXVII B		LXXXXXXVIII A		LXXXXXXVIII B		LXXXXXXIX A		LXXXXXXIX B		LXXXXXXX A		LXXXXXXX B		LXXXXXXXI A		LXXXXXXXI B		LXXXXXXXII A		LXXXXXXXII B		LXXXXXXXIII A		LXXXXXXXIII B		LXXXXXXXIV A		LXXXXXXXIV B		LXXXXXXXV A		LXXXXXXXV B		LXXXXXXXVI A		LXXXXXXXVI B		LXXXXXXXVII A		LXXXXXXXVII B		LXXXXXXXVIII A		LXXXXXXXVIII B		LXXXXXXXIX A		LXXXXXXXIX B		LXXXXXXXA A		LXXXXXXXA B		LXXXXXXXB A		LXXXXXXXB B		LXXXXXXXC A		LXXXXXXXC B		LXXXXXXXD A		LXXXXXXXD B		LXXXXXXXE A		LXXXXXXXE B		LXXXXXXXF A		LXXXXXXXF B		LXXXXXXXG A		LXXXXXXXG B		LXXXXXXXH A		LXXXXXXXH B		LXXXXXXXI A		LXXXXXXXI B		LXXXXXXXJ A		LXXXXXXXJ B		LXXXXXXXK A		LXXXXXXXK B		LXXXXXXXL A		LXXXXXXXL B		LXXXXXXXM A		LXXXXXXXM B		LXXXXXXXN A		LXXXXXXXN B		LXXXXXXXO A		LXXXXXXXO B		LXXXXXXXP A		LXXXXXXXP B		LXXXXXXXQ A		LXXXXXXXQ B		LXXXXXXXR A		LXXXXXXXR B		LXXXXXXXS A		LXXXXXXXS B		LXXXXXXXT A		LXXXXXXXT B		LXXXXXXXU A		LXXXXXXXU B		LXXXXXXXV A		LXXXXXXXV B		LXXXXXXXW A		LXXXXXXXW B		LXXXXXXXX A		LXXXXXXXX B		LXXXXXXXY A		LXXXXXXXY B		LXXXXXXXZ A		LXXXXXXXZ B	
-----	--	------	--	--	--	--	--	--	--	--	--	-------	--	--	--	--	--	--	--	--	--	------	--	--	--	--	--	--	--	--	--	-----	--	--	--	--	--	--	--	--	--	------	--	--	--	--	--	--	--	--	--	-------	--	--	--	--	--	--	--	--	--	------	--	------	--	--	--	--	--	--	--	--	--	-----	--	------	--	-----	--	--	--	--	--	--	--	--	--	------	--	--	--	--	--	--	--	--	--	-------	--	--	--	--	--	--	--	--	--	------	--	--	--	--	--	--	--	--	--	-----	--	--	--	--	--	--	--	--	--	------	--	--	--	--	--	--	--	--	--	-------	--	--	--	--	--	--	--	--	--	------	--	--	--	--	--	--	--	--	--	------	--	--	--	--	--	--	--	--	--	-----	--	--	--	--	--	--	--	--	--	------	--	--	--	--	--	--	--	--	--	--------	--	--------	--	-------	--	-------	--	------	--	------	--	-------	--	-------	--	--------	--	--------	--	---------	--	---------	--	-------	--	-------	--	------	--	------	--	-------	--	-------	--	--------	--	--------	--	---------	--	---------	--	--------	--	--------	--	-------	--	-------	--	--------	--	--------	--	---------	--	---------	--	----------	--	----------	--	--------	--	--------	--	-------	--	-------	--	--------	--	--------	--	---------	--	---------	--	----------	--	----------	--	---------	--	---------	--	--------	--	--------	--	---------	--	---------	--	----------	--	----------	--	-----------	--	-----------	--	---------	--	---------	--	-----	--	-----	--	------	--	------	--	-------	--	-------	--	--------	--	--------	--	-------	--	-------	--	------	--	------	--	-------	--	-------	--	--------	--	--------	--	---------	--	---------	--	-------	--	-------	--	------	--	------	--	-------	--	-------	--	--------	--	--------	--	---------	--	---------	--	--------	--	--------	--	-------	--	-------	--	--------	--	--------	--	---------	--	---------	--	----------	--	----------	--	--------	--	--------	--	--------	--	--------	--	---------	--	---------	--	----------	--	----------	--	-----------	--	-----------	--	----------	--	----------	--	---------	--	---------	--	----------	--	----------	--	-----------	--	-----------	--	------------	--	------------	--	----------	--	----------	--	---------	--	---------	--	----------	--	----------	--	-----------	--	-----------	--	------------	--	------------	--	-----------	--	-----------	--	----------	--	----------	--	-----------	--	-----------	--	------------	--	------------	--	-------------	--	-------------	--	-----------	--	-----------	--	----------	--	----------	--	-----------	--	-----------	--	-------------	--	-------------	--	--------------	--	--------------	--	-------------	--	-------------	--	------------	--	------------	--	-------------	--	-------------	--	--------------	--	--------------	--	---------------	--	---------------	--	-------------	--	-------------	--	------------	--	------------	--	-------------	--	-------------	--	--------------	--	--------------	--	---------------	--	---------------	--	--------------	--	--------------	--	-------------	--	-------------	--	--------------	--	--------------	--	---------------	--	---------------	--	----------------	--	----------------	--	--------------	--	--------------	--	-------------	--	-------------	--	-------------	--	-------------	--	-------------	--	-------------	--	-------------	--	-------------	--	-------------	--	-------------	--	-------------	--	-------------	--	-------------	--	-------------	--	-------------	--	-------------	--	-------------	--	-------------	--	-------------	--	-------------	--	-------------	--	-------------	--	-------------	--	-------------	--	-------------	--	-------------	--	-------------	--	-------------	--	-------------	--	-------------	--	-------------	--	-------------	--	-------------	--	-------------	--	-------------	--	-------------	--	-------------	--	-------------	--	-------------	--	-------------	--	-------------	--	-------------	--	-------------	--	-------------	--	-------------	--	-------------	--	-------------	--	-------------	--	-------------	--	-------------	--	-------------	--	-------------	--

Copyright by Cenco Instruments Corporation; reproduced with permission by the Department of Health, Education, and Welfare. Further reproduction prohibited without permission of copyright holder.

CENCO
 A Division of Cenco Instruments Corporation

CENTRAL SCIENTIFIC COMPANY

LIST OF ELEMENTS

Atomic Number	Symbol	Name	Atomic Number	Symbol	Name
0	n	neutron	52	Te	tellurium
1	H	hydrogen	53	I	iodine
2	He	helium	54	Xe	xenon
3	Li	lithium	55	Cs	cesium
4	Be	beryllium	56	Ba	barium
5	B	boron	57	La	lanthanum
6	C	carbon	58	Ce	cerium
7	N	nitrogen	59	Pr	praseodymium
8	O	oxygen	60	Nd	neodymium
9	F	fluorine	61	Pm	promethium
10	Ne	neon	62	Sm	samarium
11	Na	sodium	63	Eu	europium
12	Mg	magnesium	64	Gd	gadolinium
13	Al	aluminum	65	Tb	terbium
14	Si	silicon	66	Dy	dysprosium
15	P	phosphorus	67	Ho	holmium
16	S	sulfur	68	Er	erbium
17	Cl	chlorine	69	Tm	thulium
18	Ar	argon	70	Yb	ytterbium
19	K	potassium	71	Lu	lutetium
20	Ca	calcium	72	Hf	hafnium
21	Sc	scandium	73	Ta	tantalum
22	Ti	titanium	74	W	tungsten
23	V	vanadium	75	Re	rhenium
24	Cr	chromium	76	Os	osmium
25	Mn	manganese	77	Ir	iridium
26	Fe	iron	78	Pt	platinum
27	Co	cobalt	79	Au	gold
28	Ni	nickel	80	Hg	mercury
29	Cu	copper	81	Tl	thallium
30	Zn	zinc	82	Pb	lead
31	Ga	gallium	83	Bi	bismuth
32	Ge	germanium	84	Po	polonium
33	As	arsenic	85	At	astatine
34	Se	selenium	86	Rn	radon
35	Br	bromine	87	Fr	francium
36	Kr	krypton	88	Ra	radium
37	Rb	rubidium	89	Ac	actinium
38	Sr	strontium	90	Th	thorium
39	Y	yttrium	91	Pa	protactinium
40	Zr	zirconium	92	U	uranium
41	Nb	niobium	93	Np	neptunium
42	Mo	molybdenum	94	Pu	plutonium
43	Tc	technetium	95	Am	americium
44	Ru	ruthenium	96	Cm	curium
45	Rh	rhodium	97	Bk	berkelium
46	Pd	palladium	98	Cf	californium
47	Ag	silver	99	Es	einsteinium
48	Cd	cadmium	100	Fm	fermium
49	In	indium	101	Md	mendelevium
50	Sn	tin	102	No	nobelium
51	Sb	antimony	103	Lw	lawrencium


CHART OF THE NUCLIDES

**KNOLLS ATOMIC POWER LABORATORY
U. S. ATOMIC ENERGY COMMISSION**

Operated by the General Electric Company

TENTH EDITION—REVISED TO DECEMBER 1968

Prepared by: Norman E. Holden
F. William Walker



Chemical Element

H	Symbol
1.00797	Atomic Weight (Carbon-12 Scale)
σ_a 0.332	Thermal Neutron Absorption Cross Section in Barns

Stable Even Z, Even N Nuclides Have Spin and Parity 0+

Pd 108	Symbol, Mass Number
26.71	Percent Abundance
σ_a (19+11)	Thermal Neutron Activation Cross Section in Barns Leading to (Isomeric + Ground State)
107.90389	Mass (Carbon-12 Scale)
	Fission Product, Slow Neutron Fission of U235

Artificially Radioactive

Mg 28	Symbol, Mass Number
21.3h	Half-Life
β^- 45 (2.85)	Modes of Decay, Radiation and Energy in Mev; () Indicate Radiations from Short-Lived Daughter
γ 0.32, 1.35, 40, 95.179	
E 1.84	

Naturally Occurring or Otherwise Available but Radioactive

V 50	Symbol, Mass Number
0.24	Percent Abundance
$\sim 4 \times 10^8$ y	Half-Life
β^- 1.56 E 1.033	Modes of Decay and Energy
β^+ 2.3 E 2.20	
σ_a 40 49.3476	Thermal Neutron Capture Cross Section in Barns
	Mass

Member of Naturally Radioactive Decay Chain

Po 218	Symbol, Mass Number
Ra A 3.05m	Half-Life
α 6.000, 5.179	Modes of Decay and Energy in Mev in Order of Intensity
β^- 0.020	
218.0089	Mass

Two Isomeric States One Stable

IV-Sm 117	Spin and Parity of Ground State, 1/2+
14d 7.61	Symbol, Mass Number
IT 1.59 β^- 3	Percent Abundance
γ 1.61	Modes of Decay, Radiations and Energies in Mev
E 1.61	
116.90296	Mass
	Fission Product, Slow Neutron Fission of U235

Radioactive Upper Isomer Stable Lower Isomer

Two Isomeric States Both Radioactive

Mo 103	Symbol, Mass Number
25.3h 66s	Half Lives, ? Indicates Uncertainty
β^- 54.126 β^-	Modes of Decay and Energy in Mev in Order of Intensity; * Indicates Additional Low Intensity Transitions; - Indicates Several Energies Included
γ 1.13, 1.46	
E 1.46	

Radioactive Upper Isomer Radioactive Lower Isomer

Displacements Caused by Nuclear Bombardment Reactions

$\alpha, 3n$	$\alpha, 2n$ He ³ , n	α, n	
p, n	p, γ d, n He ³ , np	α, np t, n He ³ , p	
γ, n n, 2n	Original Nucleus	d, p n, γ t, np	t, p
γ, np	γ, p	n, p	
n, α	n, He ³		

Relative Locations of the Products of Various Nuclear Processes

			He ³ in	α in
β^- out	p in	d in	t in	
n out	Original Nucleus	n in		
t out	d out	p out	β^+ out	ϵ
α out	He ³ out			

- n = neutron
- p = proton
- d = deuteron
- t = triton (H³)
- α = alpha particle
- β^- = negative electron
- β^+ = positron
- ϵ = electron capture

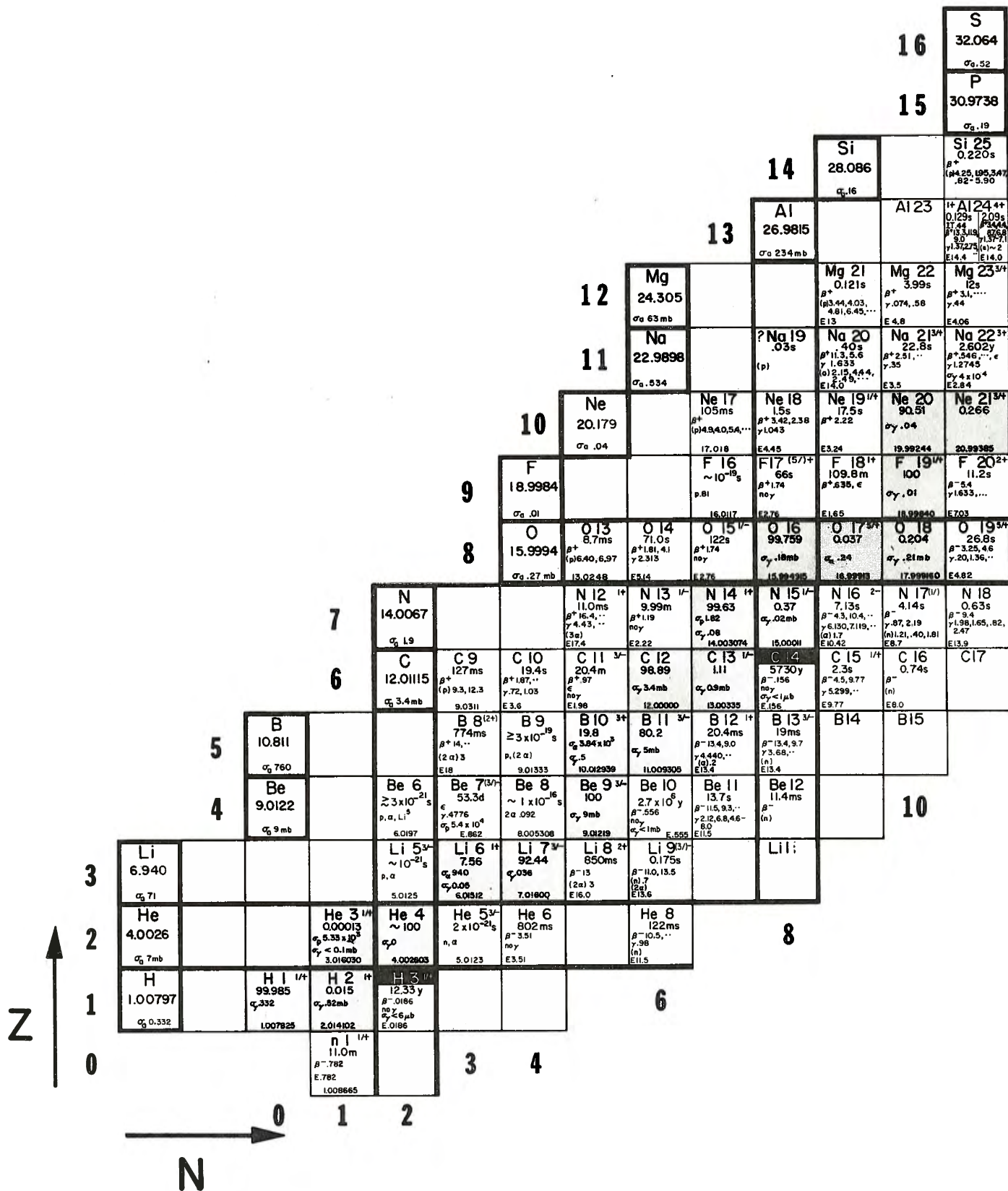
SYMBOLS

TIME

ms	milliseconds	(10 ⁻³ s)
μ s	microseconds	(10 ⁻⁶ s)
s	seconds	
m	minutes	
h	hours	
d	days	
y	years	

RADIATIONS AND DECAY

α	alpha particle	ϵ	electron capture
β^-	negative electron	IT	isomeric transition
β^+	positron	D	radiation delayed
γ	gamma ray	SF	spontaneous fission
n	neutron	E	disintegration energy
p	proton	e ⁻	conversion electron



18	Ar 39.948 σ_a 0.64	Ar 33 ^{1/2+} 176ms β^+ (p)3.27,.... E11.4	Ar 34 0.9s β^+ (4.5) γ .67 ? E6.06	Ar 35 ^{3/4+} 1.82s β^+ 4.94,.. γ 1.19, 1.73 E5.96	Ar 36 0.337 σ_y 6 σ_a 5.5 mb E5.96754	Ar 37 ^{3/4+} 34.4d ϵ no γ E.814	Ar 38 0.063 σ_y .8 E.565	Ar 39 ⁷⁻ 269y β^- .565 no γ σ_y 500	Ar 40 99.60 σ_y .62 E.565	Ar 41 ⁷⁻ 1.83h β^- 1.20, 2.49,.. γ 1.2938,.. σ_y .5 E2.49	Ar 42 33y β^- (3.52, 2.0, ..) γ (1.52, ..) E.60	Ar 43 5.4m β^-		
	17	Cl 35.453 σ_a 3.3.3	Cl 32 ¹⁺ 2.97ms β^+ 8.474,.. γ 2.2347, 2.246,.. (a) (b) E12.8	Cl 33 ^{3/4+} 2.52s β^+ 4.5 γ 2.93 E5.6	Cl 34 ⁰⁺ 32.2m 17.166 1.3 72.8, 130 1.18, 64 E5.48	Cl 35 ^{3/4+} 75.77 σ_y 4.5 σ_a .02 E.34.9885	Cl 36 ²⁺ 3.07x10 ⁵ y β^- 7.09, 6.8, 1.2 no γ σ_y < 10	Cl 37 ^{3/4+} 24.23 σ_y (0.05+4.3) E.71 E ⁺ 1.14	Cl 38 ²⁻ 0.8s 37.2m 11.2 1.2, 5 1.64, .. E4.92	Cl 39 ^{3/4+} 55.5m 37.2m β^- 4.91 γ 1.27, 2.5, 1.52 E3.44	Cl 40 ²⁺ 1.42m β^- 3.2, .. γ 1.46, 3.3, 5.5 E ⁺ 8			26
	S 29 0.19s β^+ M59, 386, 360, .. E1.4	S 30 1.3s β^+ 4.42, 5.08 γ .677 E.61	S 31 ¹⁺ 2.64s β^+ 4.4, .. E5.4	S 32 95.0 σ_a 4mb σ_y .53 E1.97207	S 33 ^{3/4+} 0.76 σ_y .02 σ_a .16 E.31.97146	S 34 4.22 σ_y .22 E.33.98785	S 35 ^{3/4+} 87.2d β^- .167 no γ E.167	S 36 0.014 σ_y .14 E.35.9471	S 37 ^{1/2+} 5.06m β^- 1.64, 4.75, 1.04 γ 3.11, 3.71 E.4.8	S 38 2.87h β^- 1.1, .. (4.91, ..) γ 1.88 (2.167, 1.642, ..) E.3			24	
	P 28 ³⁺ 270ms β^+ 1.5, .. γ 1.780, 4.499, 2.84, 7.50 E14.3	P 29 ^{1/2+} 4.23s β^+ 3.95, .. γ 1.26, 2.43 E4.9	P 30 ¹⁺ 2.50m β^+ 3.24, .. γ 2.23 E4.2	P 31 ^{1/2+} 100 σ_y .19 E.30.97376	P 32 ¹⁺ 14.31d β^- 1.709 no γ E1.71	P 33 ^{1/2+} 25.2d β^- .248 no γ E.25	P 34 ¹⁺ 12.4s β^- 5.1, 3.2, .. γ 2.1, 4.0 E.5							
	Si 26 2.1s β^+ 3.83, .. γ .825 E.51	Si 27 ^{5/4+} 4.20s β^+ 3.8, .. γ 2.21 E4.81	Si 28 92.21 σ_y .16 E.27.97693	Si 29 ¹⁺ 4.70 σ_y .3 E.28.97650	Si 30 3.09 σ_y .10 E.30.97376	Si 31 ^{3/4+} 2.62h β^- 1.48, .. γ 1.27 σ_y .11 E1.48	Si 32 650y β^- .21 (1.71) no γ E.21							22
	Al 25 ^{5/4+} 7.23s β^+ 3.24, .. γ 1.6, .. E4.26	Al 26 ⁵⁺ 64s β^+ 3.2 γ 1.81, 1.12, .. E4.00	Al 27 ^{5/4+} 100 σ_y 234mb E.26.98154	Al 28 2.27m β^- 2.85 γ 1.779 E4.63	Al 29 ^{5/4+} 6.52m β^- 2.5, 1.4 γ 1.26, 2.43 E.3.7	Al 30 73s 3.3s β 505, .. IT? 2.5, 1.4 γ 2.24, 1.5, 2.4, 3.52 E.7								18
	Mg 24 78.99 σ_y .08 E.23.98904	Mg 25 ^{3/4+} 10.00 σ_y .2 E.24.98584	Mg 26 11.01 σ_y .03 E.25.98259	Mg 27 ^{1/2+} 9.5m β^- 1.76, 1.59 γ .844, 1.015, 1.178 σ_y < .04 E2.61	Mg 28 21.3h β^- 4.5 (2.85) γ .032, 1.35, .40, .95 (1.78) E1.84									20
	Na 23 ^{3/4+} 100 σ_y (1.0+ .13) E.22.98577	Na 24 ⁴⁺ 1.500h IT.472 β^- 1.33, .. γ 2.73, 1.57, .. E5.51	Na 25 ^{1/2+} 59s β^- 3.8, 2.8, .. γ .96, .58, .40, 1.61, .. E3.8	Na 26 1.04s β^- 6.7, .. γ 1.809, .. E.9	Na 27									
	Ne 22 9.22 σ_y .04 E.21.99138	Ne 23 ^{5/4+} 37.6s β^- 4.38, 3.95, .. γ .44, 1.64, .. E4.38	Ne 24 3.35m β^- 1.98, 1.10 γ .4720, .88 E2.5											16
	F 21 4.36s β^- 5.4, 4.0, .. γ .35, 1.38 E.67	F 22 4.0s β^- 9.1, 11.2 γ 1.28, 2.06 E12.5												14
	O 20 14s β^- 2.7 γ 1.06 E3.8	O 21												
	N 19													
	12													

Periodic table of elements with atomic numbers (Z), atomic weights, and various physical and chemical properties. The table is organized by rows and columns, with elements grouped into blocks (s, p, d, f). Key elements shown include Se (78.96), As (74.9216), Ga (69.72), Zn (65.37), Cu (63.546), Ni (58.71), Co (58.9332), Fe (55.847), Mn (54.9380), Cr (51.996), V (50.942), Ti (47.90), Sc (44.956), Ca (40.08), K (39.102), Ar (39.948), Cl (35.453), Ga (69.72), Zn (65.37), Cu (63.546), Ni (58.71), Co (58.9332), Fe (55.847), Mn (54.9380), Cr (51.996), V (50.942), Ti (47.90), Sc (44.956), Ca (40.08), K (39.102), Ar (39.948), Cl (35.453).

Se 74 0.87 $\sigma_{\gamma} 58$ 73.92248 E.865	Se 75 ⁵⁴ 120.4d ϵ γ 265, 136, 280, 024...618 E.865	Se 76 9.02 $\sigma_{\gamma}(20+65)$ 75.91921 E.865	Se 77 ¹¹ 17.7s 77.91921 $\sigma_{\gamma} 42$ 77.91921	Se 78 23.52 $\sigma_{\gamma}(33+07)$ 77.91731 E.154	Se 79 ⁷⁴ 3.9m $\beta^{-} 56.5, 0^{\circ}$ IT.096 $\sigma_{\gamma}(108+53)$ 79.91653 E.158	Se 80 49.82 $\sigma_{\gamma}(108+53)$ 79.91653 E.158	Se 81 ¹¹ 57m 18m $\beta^{-} 1.58,$ 1.15? $\sigma_{\gamma}(104+.006)$ 81.91671 E.158	Se 82 9.19 $\beta^{-} 69s,$ $\beta^{-} 23m$ $\beta^{-} 3.5,$ $\beta^{-} 93$ $\beta^{-} 1.4$ $\beta^{-} 7.408$	Se 83 ¹⁹ 1.52d 15.32 $\beta^{-} 1.4$ $\beta^{-} 7.408$	Se 84 3.2m $\beta^{-} 1.4$ $\beta^{-} 7.408$	Se 85 39s β^{-}	Se 86 $\geq 16s$ β^{-}	Se 87 5.8s β^{-}	
As 73 ³⁴ 76d ϵ γ 05330, 01350 E.34	As 74 ² 16.4m 17.7d $\beta^{-} 9.15,$ 1.28 $\beta^{-} 4.3$ 73.92248 E.135	As 75 ³ 100 102d 304 $\beta^{-} 1.35,$ 72 $\beta^{-} 28$ 73.92248 E.135	As 76 ² 264h 164s 264h $\beta^{-} 2.97,$ 2.41, 1.76, 1.56, 1.22, .66, 64-2.66 E.2.97	As 77 ³⁴ 38.8h 164s 38.8h $\beta^{-} 69,$ 2.26 $\beta^{-} 4.1, 1.4,$ 1.52h $\beta^{-} 14, 69, 131,$ 08-2.7 E.89	As 78 ² 1.52h $\beta^{-} 4.1, 1.4,$ 1.52h $\beta^{-} 14, 69, 131,$ 08-2.7 E.22	As 79 ³⁴ 9.0m $\beta^{-} 2.14, 1.2-1.8$ $\beta^{-} 393, 36-39$ E.22	As 80 ¹¹ 15s $\beta^{-} 4.0, 5.3, 3.0-4.5$ $\beta^{-} 66, 78-2.35$ E.60	As 81 ¹³ 32s $\beta^{-} 3.8$ E.3.8	As 82 15s β^{-} γ 655, 817	As 83 14s β^{-} (n)	As 84 5.8s β^{-} (n)	As 85 2.1s β^{-} (n)	As 86 β^{-} (n)	As 87 $< 1.5s$ β^{-} (n)
Ge 72 27.4 $\sigma_{\gamma} 11$ 71.92208 E.400	Ge 73 ³⁴ 40 μ s 14.1h 17.7d $\beta^{-} 3.3,$ 3.7 $\beta^{-} 1.5$ 72.92246 E.135	Ge 74 36.5 $\sigma_{\gamma}(15+31)$ 73.92218 E.155	Ge 75 ¹¹ 82.8m 46s 82.8m $\beta^{-} 2.6, 4.3$ $\beta^{-} 263, 0.66$ E.5.5	Ge 76 7.8 $\sigma_{\gamma}(10+05)$ 75.92141 E.3.3	Ge 77 ⁷⁴ 145h 55s 11.30h $\beta^{-} 2.9,$ 2.7 $\beta^{-} 2.6, 2.1,$ 2.7 $\beta^{-} 2.9,$ 1.46 $\beta^{-} 1.59$ 1.2-2.34 E.2.95	Ge 78 1.9m $\beta^{-} 3.3$ $\sigma_{\gamma}(10+05)$ 75.92141 E.3.3	Ge 79 $< 1m$ β^{-} E.9.8	48	50	52	54			
Ga 71 ³⁴ 39.84 $\sigma_{\gamma}(2+4.8)$ 70.92471 E.400	Ga 72 ³ 37ms 14.1h 17.7d $\beta^{-} 1.07,$ 89.8, 17-2.03 E.2.66	Ga 73 ³⁴ 4.8h $\beta^{-} 1.19,$ 2.96, 325, 742, (0533, 0135) E.1.55	Ga 74 7.9m $\beta^{-} 2.6, 4.3$ $\beta^{-} 263, 0.66$ E.5.5	Ga 75 1.9m $\beta^{-} 3.3$ $\sigma_{\gamma}(10+05)$ 75.92141 E.3.3	Ga 76 ³ 32s $\beta^{-} 6$ $\beta^{-} 56, 112,$ E.7	Ga 77 17s β^{-} E.9.8	Ga 78 ⁺ $\sim 4s$ β^{-} E.9.8							
Zn 70 0.62 $\sigma_{\gamma}(2mb+88mb)$ 69.92534 E.2.95	Zn 71 ¹¹ 2.4m $\beta^{-} 1.45,$ 2.1, 1.12 E.2.61	Zn 72 46.5h $\beta^{-} 1.45,$ 2.1, 1.12 E.4.6	46											
Cu 69 ¹¹ 3.0m $\beta^{-} 2.66,$ γ 1007, 89.8, 17-2.03 E.2.66	44													
40														

Co 55 ⁷² 18h $\beta^{-} 1.51, 1.04,$ 0.931, 408, 477, 0920-3117 E.3.46	Co 56 ⁴⁺ 77.3d ϵ $\beta^{-} 1.46,$ 847, 1236, 732 -3.55 E.4.57	Co 57 ⁷⁺ 271d ϵ $\beta^{-} 1.22,$ 014, 136, -3.55 E.8.37	Co 58 ²⁺ 91h 714d $\beta^{-} 1.02,$ 0.48, 0.811, 0.836, 1.04s $\beta^{-} 17, 10^{\circ}$ IT.0531 E.3.09	Co 59 ⁷⁺ 100 $\sigma_{\gamma}(19+18)$ 58.93319 E.5.73	Co 60 ⁵⁺ 3.259y $\beta^{-} 3.08,$ 1.333, 1.172, 1.2 E.2.819	Co 61 1.65h $\beta^{-} 1.62$ $\beta^{-} 0.70$ E.1.29	Co 62 13.9m $\beta^{-} 2.88,$ 0.88 $\beta^{-} 1.7, 47,$ 174, 2.03, E.4.22	Co 63 52s $\beta^{-} 3.6$ $\beta^{-} 0.88?$ γ 0.95 E.3.6	Co 64 ¹¹ 28s $\beta^{-} < 28s$ $\beta^{-} \sim 3.5$ γ 0.95 E.3.6	42				
Fe 54 5.82 $\sigma_{\gamma} 2.3$ 53.93962 E.2.32	Fe 55 ³⁺ 2.7y $\sigma_{\gamma} 2.6$ 55.93494 E.2.32	Fe 56 91.66 $\sigma_{\gamma} 2.6$ 55.93494 E.2.32	Fe 57 ¹¹ 2.19 $\sigma_{\gamma} 2.5$ 56.93940 E.2.32	Fe 58 0.33 $\sigma_{\gamma} 1.2$ 57.93333 E.1.573	Fe 59 ³⁺ 45d $\beta^{-} 46.7, 273, 575,$ γ 0.989, 1.292, 1.92, 1.332, 1.173, E.1.9	Fe 60 $\sim 10^5y$ $\beta^{-} 135, 132,$ γ 0.868, 0.27, 1.332, 1.173, E.1.9	Fe 61 6.06m $\beta^{-} 2.6, 2.5, 2.8,$ γ 2.0, 1.02, 3.0, 1.2-2.7 E.3.8	40						
Mn 53 ⁷⁺ 2×10^5y ϵ β^{-} $\sigma_{\gamma} 1.8 \times 10^2$ E.5.98	Mn 54 ³⁺ 313 d ϵ β^{-} $\sigma_{\gamma} < 10$ E.1.379	Mn 55 ⁵⁺ 100 $\sigma_{\gamma} 13.3$ 54.93805 E.3.702	Mn 56 ³⁺ 2.582h 1.7m $\beta^{-} 2.85, 1.04, 73,$ $\beta^{-} 2.6, 1.1$ $\beta^{-} 1.22, 0.4, 136,$ γ 8467, 1.81, 2.13, 22-71 E.2.7	Mn 57 1.9m $\beta^{-} 3.3$ $\beta^{-} 36-2.8$ E.7	Mn 58 1.1m β^{-} $\beta^{-} 36-2.8$ E.7	38								
Cr 52 83.79 $\sigma_{\gamma} 0.8$ 51.94051 E.2.46	Cr 53 ³⁺ 9.50 $\sigma_{\gamma} 1.8$ 52.94065 E.2.46	Cr 54 2.365 $\sigma_{\gamma} 0.38$ 53.93888 E.2.53	Cr 55 ³⁺ 3.53m $\beta^{-} 2.5,$ 1.52, 2.24 E.2.7	Cr 56 5.9m $\beta^{-} 1.5$ γ 0.93, 0.26 E.1.6	36									
V 51 ⁷⁺ 99.76 $\sigma_{\gamma} 4.9$ 50.94396 E.3.97	V 52 ³⁺ 3.75m $\beta^{-} 2.5,$ γ 1.434, E.3.4	V 53 2.0m $\beta^{-} 2.5,$ γ 1.00 E.3.4	V 54 55s $\beta^{-} 3.3$ γ 836, 99, 2.21 E.7	34										
Ti 50 5.34 $\sigma_{\gamma} < 0.2$ 49.94479 E.2.46	Ti 51 ⁷⁺ 5.76m $\beta^{-} 2.14, 1.5$ γ 320, 93, .61 E.1.97	Ti 52 1.7m 49m $\beta^{-} 1.8$ $\beta^{-} 1.25,$ γ (1.43) 0.17, E.1.97	32											
Sc 49 ⁷⁺ 57.5m $\beta^{-} 2.0,$ γ 178 E.2.008	Sc 50 1.73m $\beta^{-} 3.6$ $\beta^{-} 1.2, 1.56,$ 52 E.6.8	Sc 51 12s $\beta^{-} 5,$ γ 1.44, 2.16 E.6.52	30											
Ca 48 0.18 $\sigma_{\gamma} 1.1$ 47.9825 E.6.55	Ca 49 ³⁺ 8.70m $\beta^{-} 2.1,$ γ 3.08, 4.07, E.5.26	Ca 50 11s β^{-} $\beta^{-} 0.72, 1.26$ E.5.4	30											
K 47 17.5s $\beta^{-} 4.1,$ γ 2.0, 2.6 E.6.55	30													
28														

In 110 ²⁺ 49h 67m E 3.93 IT.000 E 160	In 111 ⁹⁺ 8m 2.82d E 1.11 IT.000 E 160	In 112 ¹⁺ 208m 14.4m E 1.11 IT.000 E 160	In 113 ⁹⁺ 166h 4.28 E 1.11 IT.000 E 160	In 114 ¹⁺ 44ms 71.9s E 1.11 IT.000 E 160	In 115 ⁹⁺ 450h 96.72 E 1.11 IT.000 E 160	In 116 ¹⁺ 2.3s 14.2s E 1.11 IT.000 E 160	In 117 ⁹⁺ 1.94h 44m E 1.11 IT.000 E 160	In 118 ¹⁺ 4.5m 5.1s E 1.11 IT.000 E 160	In 119 ⁹⁺ 18m 2.2m E 1.11 IT.000 E 160	In 120 ¹⁺ 48s 3.1m E 1.11 IT.000 E 160	In 121 ¹⁺ 30s 3.7m E 1.11 IT.000 E 160	In 122 ¹⁺ 8s 3.6m E 1.11 IT.000 E 160	In 123 ¹⁺ 6s 3.6m E 1.11 IT.000 E 160	In 124 ¹⁺ 4s 3.3m E 1.11 IT.000 E 160	In 125 ¹⁺ 18s 2.5s E 1.11 IT.000 E 160	
Cd 110 ¹⁺ 12.5s 453d E 1.11 IT.000 E 160	Cd 110 ¹⁺ 12.39 E 1.11 IT.000 E 160	Cd 111 ¹⁺ 486m 12.75 E 1.11 IT.000 E 160	Cd 112 ¹⁺ 24.07 E 1.11 IT.000 E 160	Cd 113 ¹⁺ 13.6v 12.26 E 1.11 IT.000 E 160	Cd 114 ¹⁺ 28.86 E 1.11 IT.000 E 160	Cd 115 ¹⁺ 44.1d 53.5h E 1.11 IT.000 E 160	Cd 116 ¹⁺ 7.58 E 1.11 IT.000 E 160	Cd 117 ¹⁺ 3.2h 2.5h E 1.11 IT.000 E 160	Cd 118 ¹⁺ 49m 2.7m E 1.11 IT.000 E 160	Cd 119 ¹⁺ 10m 3.5s E 1.11 IT.000 E 160	Cd 121 ¹⁺ 13s E 1.11 IT.000 E 160					
Ag 108 ¹⁺ 4.2m 2.42m E 1.11 IT.000 E 160	Ag 109 ¹⁺ 3.6s 4.81h E 1.11 IT.000 E 160	Ag 110 ¹⁺ 2.53d 24.6s E 1.11 IT.000 E 160	Ag 111 ¹⁺ 74s 7.48d E 1.11 IT.000 E 160	Ag 112 ¹⁺ 1.2m 5.3h E 1.11 IT.000 E 160	Ag 114 ¹⁺ 5.3h 5.3h E 1.11 IT.000 E 160	Ag 115 ¹⁺ 5s 2.5m E 1.11 IT.000 E 160	Ag 116 ¹⁺ 5s 2.5m E 1.11 IT.000 E 160	Ag 117 ¹⁺ 5s 2.5m E 1.11 IT.000 E 160	Ag 118 ¹⁺ 5s 2.5m E 1.11 IT.000 E 160	Ag 119 ¹⁺ 5s 2.5m E 1.11 IT.000 E 160	Ag 120 ¹⁺ 5s 2.5m E 1.11 IT.000 E 160	Ag 121 ¹⁺ 5s 2.5m E 1.11 IT.000 E 160	Ag 122 ¹⁺ 5s 2.5m E 1.11 IT.000 E 160	Ag 123 ¹⁺ 5s 2.5m E 1.11 IT.000 E 160	Ag 124 ¹⁺ 5s 2.5m E 1.11 IT.000 E 160	Ag 125 ¹⁺ 5s 2.5m E 1.11 IT.000 E 160
Pd 107 ¹⁺ 22s 7.10h E 1.11 IT.000 E 160	Pd 108 ¹⁺ 26.71 E 1.11 IT.000 E 160	Pd 109 ¹⁺ 4.63m 13.46h E 1.11 IT.000 E 160	Pd 110 ¹⁺ 11.81 E 1.11 IT.000 E 160	Pd 111 ¹⁺ 5.5h 2.2m E 1.11 IT.000 E 160	Pd 112 ¹⁺ 1.5m 2.4m E 1.11 IT.000 E 160	Pd 113 ¹⁺ 1.5m 2.4m E 1.11 IT.000 E 160	Pd 114 ¹⁺ 2.4m 3.9s E 1.11 IT.000 E 160	Pd 115 ¹⁺ 3.9s 5s E 1.11 IT.000 E 160	Pd 117 ¹⁺ 5s 3.1s E 1.11 IT.000 E 160	Pd 118 ¹⁺ 3.1s E 1.11 IT.000 E 160						
Rh 106 ¹⁺ 2.18h 30.0s E 1.11 IT.000 E 160	Rh 107 ¹⁺ 22.4m 17s E 1.11 IT.000 E 160	Rh 108 ¹⁺ 1.7s 4.3.62... E 1.11 IT.000 E 160	Rh 109 ¹⁺ 50s 30s E 1.11 IT.000 E 160	Rh 110 ¹⁺ 5s 5.5s E 1.11 IT.000 E 160												
Ru 105 ¹⁺ 4.44h E 1.11 IT.000 E 160	Ru 106 ¹⁺ 368d E 1.11 IT.000 E 160	Ru 107 ¹⁺ 4.2m E 1.11 IT.000 E 160	Ru 108 ¹⁺ 4.5m E 1.11 IT.000 E 160	Ru 109 ¹⁺ 35s E 1.11 IT.000 E 160												
Tc 104 ¹⁺ 18.0m E 1.11 IT.000 E 160	Tc 105 ¹⁺ 7.8m E 1.11 IT.000 E 160	Tc 106 ¹⁺ 37s E 1.11 IT.000 E 160	Tc 107 ¹⁺ 29s E 1.11 IT.000 E 160	Tc 108 ¹⁺ <10s E 1.11 IT.000 E 160												

76

74

68

70

72

66

62

64

Tc 92 ¹⁺ 4.4m E 1.11 IT.000 E 160	Tc 93 ¹⁺ 43m 2.73h E 1.11 IT.000 E 160	Tc 94 ¹⁺ 52m 4.8h E 1.11 IT.000 E 160	Tc 95 ¹⁺ 61d 200h E 1.11 IT.000 E 160	Tc 96 ¹⁺ 52m 4.3d E 1.11 IT.000 E 160	Tc 97 ¹⁺ 90d 2.6x10 ¹⁰ y E 1.11 IT.000 E 160	Tc 98 ¹⁺ ~1.5 x 10 ¹⁰ y E 1.11 IT.000 E 160	Tc 99 ¹⁺ 15.9s E 1.11 IT.000 E 160	Tc 100 ¹⁺ 14.2m E 1.11 IT.000 E 160	Tc 101 ¹⁺ 5.3s 4.3m E 1.11 IT.000 E 160	Tc 102 ¹⁺ 50s E 1.11 IT.000 E 160	Tc 103 ¹⁺ 2.2.2.0 E 1.11 IT.000 E 160	Tc 104 ¹⁺ 18.0m E 1.11 IT.000 E 160	Tc 105 ¹⁺ 7.8m E 1.11 IT.000 E 160	Tc 106 ¹⁺ 37s E 1.11 IT.000 E 160	Tc 107 ¹⁺ 29s E 1.11 IT.000 E 160	Tc 108 ¹⁺ <10s E 1.11 IT.000 E 160
Mo 90 ¹⁺ 5.7h E 1.11 IT.000 E 160	Mo 91 ¹⁺ 65s 15.49m E 1.11 IT.000 E 160	Mo 92 ¹⁺ 15.84 E 1.11 IT.000 E 160	Mo 93 ¹⁺ 6.9h 15.84 E 1.11 IT.000 E 160	Mo 94 ¹⁺ 9.04 E 1.11 IT.000 E 160	Mo 95 ¹⁺ 15.72 E 1.11 IT.000 E 160	Mo 96 ¹⁺ 16.53 E 1.11 IT.000 E 160	Mo 97 ¹⁺ 9.46 E 1.11 IT.000 E 160	Mo 98 ¹⁺ 23.78 E 1.11 IT.000 E 160	Mo 99 ¹⁺ 66.6h E 1.11 IT.000 E 160	Mo 100 ¹⁺ 9.63 E 1.11 IT.000 E 160	Mo 101 ¹⁺ 14.6m E 1.11 IT.000 E 160	Mo 102 ¹⁺ 11.1m E 1.11 IT.000 E 160	Mo 103 ¹⁺ 5.3h 7.0s E 1.11 IT.000 E 160	Mo 104 ¹⁺ 1.3m E 1.11 IT.000 E 160	Mo 105 ¹⁺ 4.1s E 1.11 IT.000 E 160	Mo 106 ¹⁺ 9.5s E 1.11 IT.000 E 160
Nb 89 ¹⁺ 68m 1.9h E 1.11 IT.000 E 160	Nb 90 ¹⁺ 10ms 14.59h E 1.11 IT.000 E 160	Nb 91 ¹⁺ 62d 100g E 1.11 IT.000 E 160	Nb 92 ¹⁺ 10.33d E 1.11 IT.000 E 160	Nb 93 ¹⁺ 13.61d E 1.11 IT.000 E 160	Nb 94 ¹⁺ 87h 35.1d E 1.11 IT.000 E 160	Nb 95 ¹⁺ 23.4h E 1.11 IT.000 E 160	Nb 96 ¹⁺ 58s 73.6m E 1.11 IT.000 E 160	Nb 97 ¹⁺ 2.8s 2.4m E 1.11 IT.000 E 160	Nb 98 ¹⁺ 14s 2.4m E 1.11 IT.000 E 160	Nb 99 ¹⁺ 2.9m 2.9m E 1.11 IT.000 E 160	Nb 100 ¹⁺ 11.1m E 1.11 IT.000 E 160	Nb 101 ¹⁺ 7.0s E 1.11 IT.000 E 160				
Zr 88 ¹⁺ 85d E 1.11 IT.000 E 160	Zr 89 ¹⁺ 4.5m 17.34h E 1.11 IT.000 E 160	Zr 90 ¹⁺ 1.9h 51.46 E 1.11 IT.000 E 160	Zr 91 ¹⁺ 11.23 E 1.11 IT.000 E 160	Zr 92 ¹⁺ 17.11 E 1.11 IT.000 E 160	Zr 93 ¹⁺ 9.5 x 10 ¹⁰ y E 1.11 IT.000 E 160	Zr 94 ¹⁺ 17.40 E 1.11 IT.000 E 160	Zr 95 ¹⁺ 65.5d E 1.11 IT.000 E 160	Zr 96 ¹⁺ 2.80 E 1.11 IT.000 E 160	Zr 97 ¹⁺ 16.8h E 1.11 IT.000 E 160	Zr 98 ¹⁺ 31s E 1.11 IT.000 E 160	Zr 99 ¹⁺ 2.4s E 1.11 IT.000 E 160	Zr 100 ¹⁺ ~1s E 1.11 IT.000 E 160	Zr 101 ¹⁺ ~3.5s E 1.11 IT.000 E 160			
Y 87 ¹⁺ 13h 30h E 1.11 IT.000 E 160	Y 88 ¹⁺ 1.39h 10.65h E 1.11 IT.000 E 160	Y 89 ¹⁺ 100 E 1.11 IT.000 E 160	Y 90 ¹⁺ 3.19h 64.0h E 1.11 IT.000 E 160	Y 91 ¹⁺ 1.21 E 1.11 IT.000 E 160	Y 92 ¹⁺ 3.53h 58.8d E 1.11 IT.000 E 160	Y 93 ¹⁺ 10.2h E 1.11 IT.000 E 160	Y 94 ¹⁺ 20.3m E 1.11 IT.000 E 160	Y 95 ¹⁺ 10.5m E 1.11 IT.000 E 160	Y 96 ¹⁺ 2.3m E 1.11 IT.000 E 160	Y 97 ¹⁺ 1.1s E 1.11 IT.000 E 160	Y 99 ¹⁺ ~0.8s E 1.11 IT.000 E 160					
Sr 86 ¹⁺ 9.87 E 1.11 IT.000 E 160	Sr 87 ¹⁺ 2.83h 7.04 E 1.11 IT.000 E 160	Sr 88 ¹⁺ 82.53 E 1.11 IT.000 E 160	Sr 89 ¹⁺ 50.8d E 1.11 IT.000 E 160	Sr 90 ¹⁺ 28.9y E 1.11 IT.000 E 160	Sr 91 ¹⁺ 9.67h E 1.11 IT.000 E 160	Sr 92 ¹⁺ 2.69h E 1.11 IT.000 E 160	Sr 93 ¹⁺ 7.5m E 1.11 IT.000 E 160	Sr 94 ¹⁺ 12.9m E 1.11 IT.000 E 160	Sr 95 ¹⁺ 26s E 1.11 IT.000 E 160	Sr 96 ¹⁺ 4.0s E 1.11 IT.000 E 160	Sr 97 ¹⁺ ~0.4s E 1.11 IT.000 E 160					
Rb 85 ¹⁺ 72.15 E 1.11 IT.000 E 160	Rb 86 ¹⁺ 1.00m 18.66d E 1.11 IT.000 E 160	Rb 87 ¹⁺ 50x10 ¹⁰ y E 1.11 IT.000 E 160	Rb 88 ¹⁺ 17.7m E 1.11 IT.000 E 160	Rb 89 ¹⁺ 17.7m E 1.11 IT.000 E 160	Rb 90 ¹⁺ 4.28m 2.7m E 1.11 IT.000 E 160	Rb 91 ¹⁺ 57.9s E 1.11 IT.000 E 160	Rb 92 ¹⁺ 4.48s E 1.11 IT.000 E 160	Rb 93 ¹⁺ 2.6fs E 1.11 IT.000 E 160	Rb 94 ¹⁺ 2.6fs E 1.11 IT.000 E 160	Rb 95 ¹⁺ 0.23s E 1.11 IT.000 E 160	Rb 96 ¹⁺ 0.23s E 1.11 IT.000 E 160	Rb 97 ¹⁺ 1.4s E 1.11 IT.000 E 160				
Kr 84 ¹⁺ 56.90 E 1.11 IT.000 E 160	Kr 85 ¹⁺ 4.4h 10.74y E 1.11 IT.000 E 160	Kr 86 ¹⁺ 17.37 E 1.11 IT.000 E 160	Kr 87 ¹⁺ 76m E 1.11 IT.000 E 160	Kr 88 ¹⁺ 2.79h E 1.11 IT.000 E 160	Kr 89 ¹⁺ 3.18m E 1.11 IT.000 E 160	Kr 90 ¹⁺ 32.3s E 1.11 IT.000 E 160	Kr 91 ¹⁺ 8.6s E 1.11 IT.000 E 160	Kr 92 ¹⁺ 1.84s E 1.11 IT.000 E 160	Kr 93 ¹⁺ 1.29s E 1.11 IT.000 E 160	Kr 94 ¹⁺ 1s E 1.11 IT.000 E 160	Kr 95 ¹⁺ Short E 1.11 IT.000 E 160					
Br 83 ¹⁺ 2.40h E 1.11 IT.000 E 160	Br 84 ¹⁺ 6.0m 31.8m E 1.11 IT.000 E 160	Br 85 ¹⁺ 3.0m E 1.11 IT.000 E 160	Br 86 ¹⁺ 54s E 1.11 IT.000 E 160	Br 87 ¹⁺ 55.6s E 1.11 IT.000 E 160	Br 88 ¹⁺ 16s E 1.11 IT.000 E 160	Br 89 ¹⁺ 4.5s E 1.11 IT.000 E 160	Br 90 ¹⁺ 1.6s E 1.11 IT.000 E 160									
Se 82 ¹⁺ 9.19 E 1.11 IT.000 E 160	Se 83 ¹⁺ 69s 23m E 1.11 IT.000 E 160	Se 84 ¹⁺ 3.2m E 1.11 IT.000 E 160	Se 85 ¹⁺ 39s E 1.11 IT.000 E 160	Se 86 ¹⁺ ≥16s E 1.11 IT.000 E 160	Se 87 ¹⁺ 5.8s E 1.11 IT.000 E 160											
As 81 ¹⁺ 32s E 1.11 IT.000 E 160	As 82 ¹⁺ 15s E 1.11 IT.000 E 160	As 83 ¹⁺ 14s E 1.11 IT.000 E 160	As 84 ¹⁺ 5.8s E 1.11 IT.000 E 160	As 85 ¹⁺ 2.1s E 1.11 IT.000 E 160	As 86 ¹⁺ (n) E 1.11 IT.000 E 160	As 87 ¹⁺ <1.5s E 1.11 IT.000 E 160										

48

50

52

54

Periodic table section for atomic numbers 59-84. Includes elements Gd, Eu, Sm, Pm, Nd, Pr, Xe, I, Te, Ce, La, Ba, Cs, Xe, I, Te, Ce, La, Ba, Cs, Xe, I, Te.

Periodic table section for atomic numbers 52-59. Includes elements Te, I, Xe, Ce, La, Ba, Cs, Xe, I, Te, Ce, La, Ba, Cs, Xe, I, Te.

Note - Te incomplete here, complete below.

Detailed periodic table section for atomic numbers 49-52, 54-59, 60-62, 64-66, 68-70, 72-74, 76-78. Includes elements Te, Sb, Sn, In, Te, Sb, Sn, In, Te, Sb, Sn, In, Te, Sb, Sn, In, Te, Sb, Sn, In, Te, Sb, Sn, In.

Hg 189 8.7m E 1.7	Hg 190 20m E 2.25	Hg 191 56m E 2.53	Hg 192 5h E 1.5	Hg 193 ²⁺ 4h E 1.15	Hg 194 4.0h E 1.34	Hg 195 ²⁺ 3.5h E 1.5	Hg 196 0.146 E 1.95	Hg 197 ²⁺ 23.8h E 1.34	Hg 198 10.02 E 1.97	Hg 199 ²⁺ 4.3m E 2.30	Hg 200 23.13 E 2.60	Hg 201 ²⁺ 94μs E 2.77	Hg 202 29.60 E 2.97	Hg 203 ²⁺ 2μs E 4.91	Hg 204 6.85 E 4.91	Hg 205 ²⁺ 5.5m E 1.7	Hg 206 8.2m E 1.7	
Au 188 8m E 2.34	Au 189 4.6m E 1.7	Au 190 ²⁺ 42m E 2.4	Au 191 ²⁺ 3.2h E 2.0	Au 192 ²⁺ 3.9h E 2.0	Au 193 ²⁺ 3.9h E 2.0	Au 194 ²⁺ 3.9h E 2.0	Au 195 ²⁺ 3.9h E 2.0	Au 196 ²⁺ 9.7h E 2.2	Au 197 ²⁺ 7.5h E 2.2	Au 198 ²⁺ 2.696d E 2.2	Au 199 ²⁺ 44ms E 2.2	Au 200 ²⁺ 19h E 2.2	Au 201 ²⁺ 26m E 2.2	Au 202 ²⁺ 29s E 2.2	Au 203 ²⁺ 55s E 2.2	Au 204 ²⁺ 4s E 2.2		
Pt 187 2.5h E 1.10	Pt 188 10.2d E 1.32	Pt 189 11h E 1.72	Pt 190 45μs E 2.0	Pt 191 ²⁺ 3.0d E 2.0	Pt 192 90μs E 2.0	Pt 193 4.3d E 2.0	Pt 194 32.9 E 2.0	Pt 195 4.1d E 2.0	Pt 196 253 E 2.0	Pt 197 80m E 2.0	Pt 198 7.21 E 2.0	Pt 199 14.1s E 2.0	Pt 200 12h E 2.0	Pt 201 2.5m E 2.0				
Ir 186 17h E 1.93	Ir 187 12h E 1.93	Ir 188 12h E 1.93	Ir 189 2ms E 2.0	Ir 190 3.1h E 2.0	Ir 191 4.9s E 2.0	Ir 192 5.7s E 2.0	Ir 193 6.27 E 2.0	Ir 194 7.1d E 2.0	Ir 195 8.1h E 2.0	Ir 196 4.1h E 2.0	Ir 197 7m E 2.0							
Os 185 ²⁺ 94d E 1.98	Os 186 1.59 E 1.98	Os 187 23μs E 2.0	Os 188 13.3 E 2.0	Os 189 5.9h E 2.0	Os 190 16.1 E 2.0	Os 191 9.9m E 2.0	Os 192 264 E 2.0	Os 193 13.0h E 2.0	Os 194 41.0 E 2.0	Os 195 31h E 2.0	Os 196 6.0y E 2.0				124		126	
Re 184 38d E 1.08	Re 185 37d E 1.08	Re 186 9h E 1.08	Re 187 62.93 E 2.0	Re 188 18.6m E 2.0	Re 189 16.8h E 2.0	Re 190 2.8h E 2.0	Re 191 3m E 2.0	Re 192 6s E 2.0							122			
W 183 5.2s E 2.0	W 184 144 E 2.0	W 185 30.64 E 2.0	W 186 16m E 2.0	W 187 75d E 2.0	W 188 28.41 E 2.0	W 189 23.9h E 2.0	W 190 69d E 2.0	W 191 11.5m E 2.0							118		120	
Ta 182 5.0d E 1.07	Ta 183 5.0d E 1.07	Ta 184 9h E 2.0	Ta 185 49h E 2.0	Ta 186 10.6m E 2.0														
Hf 181 42.4d E 1.09	Hf 182 9x10 ³ E 2.2	Hf 183 9d E 2.2																

110

112

114

116

Hf 168 22m E 1.17	Hf 169 1.5h E 2.13	Hf 170 12h E 2.13	Hf 171 14h E 2.07	Hf 172 5y E 2.12	Hf 173 ²⁺ 23.6h E 2.12	Hf 174 0.17 E 2.50	Hf 175 ²⁺ 53μs E 1.59	Hf 176 11μs E 2.02	Hf 177 ²⁺ 1.5s E 2.18	Hf 178 18.5 E 2.18	Hf 179 ²⁺ 1.86s E 2.18	Hf 180 3.75 E 2.18	Hf 181 42.4d E 2.18	Hf 182 9x10 ³ E 2.18	Hf 183 9d E 2.2			
Lu 167 5.0m E 3.0	Lu 168 7.1m E 2.08	Lu 169 7.4d E 2.08	Lu 170 2.0d E 2.08	Lu 171 7.8h E 2.08	Lu 172 8.2d E 2.08	Lu 173 ²⁺ 6.70d E 2.08	Lu 174 ²⁺ 15d E 2.08	Lu 175 ²⁺ 97.41 E 2.08	Lu 176 ²⁺ 3.56s E 2.08	Lu 177 ²⁺ 2.53 E 2.08	Lu 178 ²⁺ 6.71d E 2.08	Lu 179 ²⁺ 20m E 2.08	Lu 180 4.6h E 2.08					
Yb 166 57h E 3.3	Yb 167 17.5m E 2.15	Yb 168 0.135 E 2.15	Yb 169 46s E 2.15	Yb 170 3.03 E 2.15	Yb 171 14.31 E 2.15	Yb 172 21.82 E 2.15	Yb 173 ²⁺ 3.5μs E 2.15	Yb 174 ²⁺ 16.15 E 2.15	Yb 175 ²⁺ 67ms E 2.15	Yb 176 ²⁺ 6.71h E 2.15	Yb 177 ²⁺ 4.19d E 2.15	Yb 178 12.73 E 2.15	Yb 179 14h E 2.15					
Tm 165 9μs E 3.0	Tm 166 7.71h E 2.15	Tm 167 9.3d E 2.15	Tm 168 93.1d E 2.15	Tm 169 100 E 2.15	Tm 170 4.1h E 2.15	Tm 171 2.5μs E 2.15	Tm 172 6.36h E 2.15	Tm 173 8.2h E 2.15	Tm 174 5.5m E 2.15	Tm 175 16m E 2.15	Tm 176 14m E 2.15							
Er 164 1.56 E 3.1	Er 165 10.36h E 2.68	Er 166 38.41 E 2.68	Er 167 3.3d E 2.68	Er 168 27.07 E 2.68	Er 169 9.3d E 2.68	Er 170 14.88 E 2.68	Er 171 7.5h E 2.68	Er 172 49h E 2.68	Er 173 12.0m E 2.68									
Ho 163 1.07s E 3.0	Ho 164 3.0m E 2.68	Ho 165 100 E 2.68	Ho 166 1.2x10 ³ E 2.68	Ho 167 3.1h E 2.68	Ho 168 3.0m E 2.68	Ho 169 4.7m E 2.68	Ho 170 44s E 2.68											
Dy 162 25.53 E 3.0	Dy 163 24.97 E 2.68	Dy 164 28.18 E 2.68	Dy 165 32s E 2.68	Dy 166 81.5h E 2.68	Dy 167 4.4m E 2.68													
Tb 161 7.0d E 3.0	Tb 162 2.4h E 2.68	Tb 163 195μs E 2.68	Tb 164 5.5h E 2.68															
Gd 160 21.90 E 2.0	Gd 161 3.7m E 2.68	Gd 162 10.4m E 2.68																

96

98

100

104

102

108

106

112

110

											90																		
											89			Ac	Ac209	Ac210	Ac211	Ac212	Ac213	Ac214	Ac215	Ac216							
											88			Ra	Ra206	Ra207	Ra208	Ra209	Ra210	Ra211	Ra212	Ra213	Ra214	Ra215	Ra216				
											87		Fr	Fr203	Fr204	Fr205	Fr206	Fr207	Fr208	Fr209	Fr210	Fr211	Fr212	Fr213	Fr214	Fr215			
											86		Rn	Rn200?	Rn201	Rn202	Rn203	Rn204	Rn205	Rn206	Rn207	Rn208	Rn209	Rn210					
											85		At	At194	At195	At196	At197	At198	At199	At200	At201	At202	At203	At204	At205	At206	At207	At208	
											84		Po	Po192	Po193	Po194	Po195	Po196	Po197	Po198	Po199	Po200	Po201	Po202	Po203				
											83		Bi	Bi190	Bi191	Bi192	Bi193	Bi194	Bi195	Bi196?	Bi197?	Bi198	Bi199	Bi200	Bi201	Bi202			
											82		Pb	Pb194	Pb195	Pb196	Pb197	Pb198	Pb199	Pb200	Pb201	Pb202	Pb203	Pb204					
											81		Tl	Tl191	Tl192	Tl193	Tl194	Tl195	Tl196	Tl197	Tl198	Tl199	Tl200	Tl201	Tl202				
											80		Hg	Hg185	Hg186	Hg187	Hg188	Hg189	Hg190	Hg191	Hg192	Hg193	Hg194	Hg195	Hg196	Hg197	Hg198	Hg199	Hg200
											104		106	108	110	112	114	116	118	120	122	124	126	128					

Note - Hg incomplete here, complete on previous page.

	Th220	Th221 1.7ms α 8.15, 8.47	Th222 ~ 2.8ms α 7.98	Th223 0.6s α 7.3	Th224 11s α 217.6, 99, ... γ 177, ...	Th225 ⁹⁴ 8m α 648.6, 31-6.80 γ 322, 362, 246	Th226 31m α 633, 622, ... γ 111, 242, 131, ...	Th227 ⁹⁴ 15.72d α 603, 598, ... γ 236, 206, 445 σ 450	Th227 ⁹⁴ 1913y α 648.481 γ 0.68, 11-25 σ ~ 40, σ ₁ < 1m E 268	Th228 7340y α 484, 481 γ 0.17-27 γ 53	Th229 ⁹⁴ 15d α 4.66, 4.62, ... γ 0.68, 11-25 σ ~ 40, σ ₁ < 1m E 268	Th230 α 4.66, 4.62, ... γ 0.68, 11-25 σ ~ 40, σ ₁ < 1m E 268	Th231 ¹⁵⁴ 23.52h β 30 γ 0.842, 0.17 E 268	Th232 Th 100 α 4.01, 3.95 γ 0.29-90 σ ~ 1.8 E 27	Th233 22.2m β 1.24 γ 0.29-90 σ ~ 1.8 E 27	Th234 UX 1 24.10d β 1.8 γ 0.696, 0.30 σ ~ 1.8 E 27	Th235 < 3m β
Ac218 Short α 9.21	Ac219 Short α 8.66	Ac220 24ms α 8.00, ...	Ac221 0.05s α 7.64, 7.43	Ac222 5s α 7.00, 6.96	Ac223 2.2m α 664.6, 659, ... γ 0.8-17	Ac224 2.9h α 7.16, 132 γ 0.44, 6.203 E 139	Ac225 ¹³⁴ 10.0d α 5.82, 5.73, ... γ 0.37-529	Ac226 2.9h α 7.16, 132 γ 0.44, 6.203 E 139	Ac227 ⁹⁴ 21.77y α 6.09, 0.25 γ 0.721-230 E 139	Ac228 6.13h α 6.09, 0.25 γ 0.721-230 E 139	Ac229 1.1h α 6.09, 0.25 γ 0.721-230 E 139	Ac230 < 1m β 2.2	Ac231 15m β 2.1 γ 1.8, ...				
Ra217 < 0.3ms α 9.00	Ra218 Short α 8.39	Ra219 10ms α 7.68, 7.58	Ra220 ~ 23ms α 7.46, 6.90 γ 4.65	Ra221 29s α 6.90, 6.78, ... γ 0.88, 1.76, ...	Ra222 38s α 6.56, ... γ 3.25, ...	Ra223 ⁹⁴ 11.43d α 5.74, 5.60, ... γ 2.0, 0.31-380 σ 30, σ ₁	Ra224 3.64d α 5.684, 5.447, ... γ 2.1, 2.30-65 σ 12	Ra225 ¹⁵⁴ 14.8d β 32 γ 1.86, 380-610 no α E 39	Ra226 1602y α 4.781, 4.598, ... γ 1.86, 380-610 σ 20, σ ₁ < 1m E 131	Ra227 4.12m β 1.31 γ 2.5, 50, 027 σ ~ 36 E 055	Ra228 5.75y β 1.31 γ 2.5, 50, 027 σ ~ 36 E 055	Ra229 < 5m β	Ra230 ≤ 1h β 1.2				
Fr216 Short α 9.01	Fr217 Short α 8.31	Fr218 ~ 5ms α 7.85, ...	Fr219 21ms α 7.30, ...	Fr220 28s α 6.68, 6.64, ...	Fr221 4.8m α 6.34, 6.12, ... γ 2.18, 0.63-412 no β	Fr222 15m β no α	Fr223 ¹⁵⁴ 22m α 5.74, 5.60, ... γ 2.0, 0.31-380 σ 30, σ ₁	Fr224 2.7m β	Fr225 3.9m β	Fr226 1.4m β							

130

132

134

136

138

140

142

144

Fr211 3.08m α 6.53	Fr212 19m α 6.26, 6.39, 6.41, 6.34, ... E 5.2	Fr213 34.7s α 6.77 E 2.0	Fr214 5.0ms α 6.55, 0.842, 8.36, ...	Fr215 < 4ms α 9.36, ...	Fr216 Short α 9.01	Fr217 Short α 8.31	Fr218 ~ 5ms α 7.85, ...	Fr219 21ms α 7.30, ...	Fr220 28s α 6.68, 6.64, ...	Fr221 4.8m α 6.34, 6.12, ... γ 2.18, 0.63-412 no α	Fr222 15m β no α	Fr223 ¹⁵⁴ 22m α 5.74, 5.60, ... γ 2.0, 0.31-380 σ 30, σ ₁	Fr224 2.7m β	Fr225 3.9m β	Fr226 1.4m β			
Rn210 α 6.04	Rn211 ¹⁵⁴ 15h α 6.04	Rn212 25m α 6.27	Rn213 19ms α 6.09	Rn214 Short α 9.04	Rn215 1μs α 8.67	Rn216 ¹⁵⁴ 5ms α 8.05	Rn217 ¹⁵⁴ 5ms α 7.74	Rn218 3ms α 7.13, 6.54 γ 61	Rn219 5.96s α 6.817, 6.581, 6.423, ... γ 271, 401, ... E 20, 0.114	Rn220 55.6s α 6.288, 5.747 γ 542 σ ~ 2 E 20, 0.114	Rn221 25m β	Rn222 3.624d α 5.466, ... γ 51 σ ~ 72 E 22, 0.175	Rn223 .7h β	Rn224 1.9h β	Rn225 4.5m β	Rn226 6m β		
At209 ⁹⁴ 5.5h α 7.78, 5.5, 1.95, 0.91 α 5.64 E 3.49	At210 ⁹⁴ 8.3h α 7.67 γ 0.948, 1.06, 8.97 α 5.86 E 3.88	At211 ⁹⁴ 7.2h α 7.18, 7.02, 2.25 γ 0.6 E 3.907	At212 0.223s α 7.82, 6.766, 7.60, 7.067 γ 0.6 E 3.907	At213 Short α 9.07	At214 ~ 2μs α 8.78, ...	At215 10ms α 8.00, 7.60 γ 40	At216 35ms α 7.805, ...	At217 32ms α 7.07, ... γ 2.60, 455, 595 no β	At218 ~ 2s α 6.695, 6.653, 6.757 β	At219 0.9m α 6.27 β								

124

126

128

130

132

134

136

138

140

At205 26m α 5.90	At206 2.8h α 5.70, ... E 6.0	At207 1.79h α 5.76	At208 6.2h α 6.88, 1.6h γ 7.78, 5.5, 1.95, 0.91 α 5.64 E 3.49	At209 ⁹⁴ 5.5h α 6.67 γ 0.948, 1.06, 8.97 α 5.86 E 3.88	At210 ⁹⁴ 8.3h α 7.67 γ 0.948, 1.06, 8.97 α 5.86 E 3.88	At211 ⁹⁴ 7.2h α 7.18, 7.02, 2.25 γ 0.6 E 3.907	At212 0.12s α 7.82, 6.766, 7.60, 7.067 γ 0.6 E 3.907	At213 Short α 9.07	At214 ~ 2μs α 8.78, ...	At215 10ms α 8.00, 7.60 γ 40	At216 35ms α 7.805, ...	At217 32ms α 7.07, ... γ 2.60, 455, 595 no β	At218 ~ 2s α 6.695, 6.653, 6.757 β	At219 0.9m α 6.27 β				
Po204 3.5h α 5.38 γ 88, 27, ... E ~ 2.5	Po205 ⁹⁴ 6.4ms α 5.22	Po206 10d α 5.22	Po207 ⁹⁴ 2.8s α 5.11 γ 0.5, ... E 2.91	Po208 2.896y α 5.11 γ 0.5, ... E 2.91	Po209 ⁹⁴ 103y α 4.88 γ 2.81, 263 E 2.87	Po210 13840d α 5.305, ... γ 2.81, 263 E 2.87	Po211 ⁹⁴ 25h α 5.305, ... γ 2.81, 263 E 2.87	Po212 ⁹⁴ 45s α 5.17, ... γ 2.81, 263 E 2.87	Po213 ⁹⁴ 4μs α 5.38, 762	Po214 164μs α 7.688, 6.89 γ 7.92	Po215 1.78ms α 7.384, ... β	Po216 0.15s α 6.778, ...	Po217 < 10s α 6.54 β	Po218 3.05m α 6.000, 5.179 β 0.020				
Bi203 ⁹⁴ 11.8h α 6.11, 1.35, 74 γ 0.560-1.90 α 4.85 ? E 3.19	Bi204 ⁹⁴ 11.3h α 6.07, 3.75, ... γ 0.80-1.21 E ~ 4.4	Bi205 ⁹⁴ 15.31d α 6.17, 3.97 γ 0.703, 1.766, 0.91 E 2.70	Bi206 ⁹⁴ 78μs α 6.199 γ 0.803, 8.91 E 2.91	Bi207 ⁹⁴ 30y α 5.11 γ 0.5, ... E 2.91	Bi208 ⁹⁴ 2.57ms α 4.88 γ 2.81, 263 E 2.87	Bi209 ⁹⁴ 100y α 5.305, ... γ 2.81, 263 E 2.87	Bi210 ⁹⁴ 100y α 5.305, ... γ 2.81, 263 E 2.87	Bi211 ⁹⁴ 100y α 5.305, ... γ 2.81, 263 E 2.87	Bi212 ⁹⁴ 2.14m α 6.622, 6.278, ... γ 7.27, 7.85-1.80 E 1.42	Bi213 ⁹⁴ 46m α 7.688, 6.89 γ 7.92	Bi214 ⁹⁴ 19.8m α 6.778, ...	Bi215 ⁹⁴ 7.4m α 6.54 β						
Pb202 3.61h α 7.176, ... E 2.05	Pb203 ⁹⁴ 6.2s α 6.27 E 2.05	Pb204 148h α 6.27 E 2.05	Pb205 ⁹⁴ 148h α 6.27 E 2.05	Pb206 126m α 6.27 E 2.05	Pb207 ⁹⁴ 22.6y α 6.27 E 2.05	Pb208 52.3y α 6.27 E 2.05	Pb209 ⁹⁴ 3.31h α 6.27 E 2.05	Pb210 138.4d α 6.27 E 2.05	Pb211 ⁹⁴ 36.1m α 6.27 E 2.05	Pb212 106.4h α 6.27 E 2.05	Pb213 10.2m α 6.27 E 2.05	Pb214 26.8m α 6.27 E 2.05						
Tl201 ¹⁵⁴ 1.9ms α 7.22, ... E 4	Tl202 ¹⁵⁴ 73h α 7.167 γ 3.91, 1.05, 0.91 E 4	Tl203 ¹⁵⁴ 29.5d α 7.167 γ 3.91, 1.05, 0.91 E 4	Tl204 ¹⁵⁴ 62μs α 7.167 γ 3.91, 1.05, 0.91 E 4	Tl205 ¹⁵⁴ 3.80y α 7.167 γ 3.91, 1.05, 0.91 E 4	Tl206 ¹⁵⁴ 4.21m α 7.167 γ 3.91, 1.05, 0.91 E 4	Tl207 ¹⁵⁴ 4.77m α 7.167 γ 3.91, 1.05, 0.91 E 4	Tl208 ¹⁵⁴ 3.06m α 7.167 γ 3.91, 1.05, 0.91 E 4	Tl209 ¹⁵⁴ 2.2m α 7.167 γ 3.91, 1.05, 0.91 E 4	Tl210 1.3m α 7.167 γ 3.91, 1.05, 0.91 E 4									
Hg200 23.13 α < 60	Hg201 ¹⁵⁴ 94μs α 6.8	Hg202 29.8d α 6.8	Hg203 ¹⁵⁴ 2μs α 6.8	Hg204 46.6d α 6.8	Hg205 ¹⁵⁴ 2.12y α 6.8	Hg206 5.5m α 6.8												

120

122

124

126

128

130

134

132

													100
													99
													Cf
													98
													Bk
													97
													Cm
													96
													Am
													Am ²³² 1.4m SF 2 ε 2
													Am ²³⁴ 2.6m SF
													Am ²³⁷ ~1.3h ε α 6.02 E14
													95
													Pu
													Pu ²³² 36m ε α 6.58 232.0412
													Pu ²³³ 20m ε α 6.3 233.0430
													Pu ²³⁴ 9h ε α 6.20, 6.15, ... γ .05 E ~ 43 234.0433
													Pu ²³⁵ 26m ε α 5.86 E113
													Pu ²³⁶ 2.85y α 5.77, 5.72, ... γ .047, ... SF σ _f ~ 150 236.0461
													94
													Np
													Np ²²⁷ or ²²⁸ 1.0m SF
													Np ²²⁹ 4.0m α 6.89
													Np ²³⁰ 4.6m α 6.66 ε ? 230.04
													Np ²³¹ ~50m α 6.29
													Np ²³² ~13m ε γ E ~ 2.5
													Np ²³³ 35m ε α 5.54 E1.07
													Np ²³⁴ 4.4d ε β ⁺ .79 γ .043-1.60 σ _f ~ 900 E1.8
													Np ²³⁵ 4.10d ε α 4.87-5.10 γ .026, .084 E1.3
													93
													U
													U ^{238.03} α 7.6 σ _f 4.18
													U ²²⁷ 1.1m α 6.67
													U ²²⁸ 9.1m α 6.68, 6.69, ... γ .25, .19, .15 E .36 228.0314
													U ²²⁹ 58m ε α 5.89, 5.82, ... α 6.36, 6.33, 6.30 γ .072, .194, .231, .159 E1.36
													U ²³⁰ 20.8d α 5.89, 5.82, ... α 5.46 σ _f ~ 250 E .37
													U ²³¹ 4.3d γ .0181- .22 α 5.46 σ _f ~ 250 E .37
													U ²³² 72y α 5.32, 5.27, 5.14, ... γ .058, .129, ... SF σ _f ~ 78, 672 232.0372
													U ²³³ 1.59 x 10 ⁵ y α 4.82, 4.78, ... γ .042, .027, .029, ... SF σ _f ~ 47, 531, 393 233.0395
													U ²³⁴ 2.48 x 10 ⁵ y α 4.78, 4.72, ... γ .047, 5.31, 393 234.0419
													92
													Pa
													Pa ²²⁴ 0.6s α
													Pa ²²⁵ ~1s α 7.25
													Pa ²²⁶ 1.8m α 6.86, 6.82, ... E 2.78 226.0228
													Pa ²²⁷ 38.3m α 6.47, 6.42, ... γ .065, ... E 1.00 227.0288
													Pa ²²⁸ 26h α .058-1.89 α 6.08, 5.71-6.14 γ .13- .35 E 2.10 228.0310
													Pa ²²⁹ 1.4d ε β ⁺ ? σ _f ~ 103 E .41
													Pa ²³⁰ 17.7d ε β ⁺ ? σ _f ~ 103 E .41
													Pa ²³¹ 3.82 x 10 ⁴ y α 5.01, 4.50-5.05 γ .019- .38 σ _f ~ 201, 51, .01 E1.35
													Pa ²³² 1.32d β ⁻ .32, ... γ .0476, .080- .971 σ _f ~ 760, 51, 700 E1.35
													Pa ²³³ 270d β ⁻ .26, .15, .57 γ .312, .0172- .416 σ _f ~ 120+159, σ _f < .1 E .569
													91
													Th
													Th ^{232.038} α 7.4
													Th ²²⁰ 1.7ms α 8.15, 8.47
													Th ²²¹ ~2.8ms α 7.98
													Th ²²² 0.6s α 7.3
													Th ²²³ 1.1s α 7.17, 6.99, ... γ .177, ...
													Th ²²⁴ 8m α 6.46, 6.31-6.80 α 6.33, 6.22, ... γ .322, .362, .246 ε
													Th ²²⁵ 31m α 6.03, 5.95, ... α 5.42, 5.34, ... γ .084, .216, .13, .17 σ _f ~ 123, σ _f < .3 σ _f ~ 450 227.0277
													Th ²²⁶ 1.913y α 4.84, 4.81, ... γ .017- .27 σ _f .33
													Th ²²⁷ 7340y α 4.84, 4.81, ... γ .017- .27 σ _f .33
													Th ²²⁸ 1.913y α 4.84, 4.81, ... γ .017- .27 σ _f .33
													Th ²²⁹ 7340y α 4.84, 4.81, ... γ .017- .27 σ _f .33
													Th ²³⁰ 7.54 x 10 ⁴ y α 4.84, 4.82, ... γ .068, .11- .25 σ _f ~ 40, σ _f < 1mb 230.0331
													Th ²³¹ 25.52h β ⁻ .30, ... γ .08420, .017- .268 E .396
													Th ²³² 100 y α 4.01, 3.95, ... σ _f ~ 75, σ _f 41mb 232.0382
													90
													130
													132
													134
													136
													138
													140
													142

Note - Th incomplete here, complete on previous page.

														105				260? α 9.7 > 10ms		261? α 9.4 0.1-3s											
														104				257 α 9.00, 8.95, 8.78, 8.70 ~ 4.5s		258? 11ms		259 α 8.77, 8.86 ~ 3s		260? SF 0.3s		261? α 8.2-8.3 ~ 1m					
														103		Lr		Lr 256 α 8.4, ... ~ 35s		Lr 257 α 8.5-8.6 ?		Lr 258 or 259 8s									
														102		No		No 251 α 8.60, 8.68 0.8s		No 252 α 8.41 2.4s		No 253 α 8.01 1.6m		No 254 α 8.1 56s		No 255 α 8.43 3.0m		No 256 α 8.23, 8.27 23s			
														101		Md		Md 252 € 8m		Md 255 € 7.34 Ev. 95 255.0906 28m		Md 256 € 1.3h		Md 257 € ~ 5h		Md 258 α 6.73, 6.78 54d					
Fm	Fm 244 ~ 3.3ms SF	Fm 245 4s α 8.15	Fm 246 1.3s α 8.24 SF	Fm 247 9s α 8.18 α 7.87, 7.93	Fm 248 61m α 7.87, 7.83 SF	Fm 249 ~ 26m α 7.53	Fm 250 30m α 7.43	Fm 251 7h € α 6.9 Ev. 1 E.141	Fm 252 23h α 7.04, 7.00 SF	Fm 253 2.6d € α 6.95, 6.68, ... Ev. 19 E.19	Fm 254 3.24h α 7.20, 7.16, 7.06 SF	Fm 255 ^{1/2} 20.1h α 7.02, 6.97, 6.41, ... SF	Fm 256 ^{1/2} 2.63h α 6.9 SF	Fm 257 ^{1/2} 80d α 6.52, 6.70, 6.44, ... SF	Fm 258 < 0.2s SF																
Es			Es 245 1.3m α 7.70 Ev. 2.9	Es 246 7.7m α 7.33 Ev. 3.4	Es 247 5.0m α 7.33 Ev. 2.3	Es 248 25m € α 6.88 Ev. 2.8	Es 249 2h € α 6.77 Ev. 1.41	Es 250 8h € α 6.27, ... Ev. 2.1	Es 251 ^{1/2} 1.5d € α 6.48 Ev. 6 E.125	Es 252 ^{1/2} 20.5d € α 6.64, 5.9-... Ev. 6 E.125	Es 253 ^{1/2} 20.5d α 6.64, 5.73-6.63 SF	Es 254 ^{1/2} 276d α 6.48, 6.04-6.06 SF	Es 255 39d α 6.31, 6.27, 6.22 SF	Es 256 22m β ⁻	Es 257 < 20h β ⁻																
Cf 241 α 7.31	Cf 242 3.4m α 7.36	Cf 243 11m € α 7.06, 7.17	Cf 244 20m € α 7.21	Cf 245 44m € α 7.14	Cf 246 36h α 6.76, 6.72, ... SF	Cf 247 2.5h € α 6.27, ... SF	Cf 248 350d α 6.27, ... SF	Cf 249 ^{1/2} 362h α 5.81, 5.90, 5.93 SF	Cf 250 ^{1/2} 15y α 6.03, 5.99, ... SF	Cf 251 ^{1/2} 900y α 5.67, 5.84, 6.01, ... SF	Cf 252 2.65y α 6.12, 6.08, ... SF	Cf 253 17.6d α 5.98, 5.92 SF	Cf 254 60d α 5.83, 5.79 SF																		
			Bk 243 4.6h € α 7.75, 95, 84 Ev. 187, 194, 85 E.149	Bk 244 4.4h € α 7.21, 89, 145-... Ev. 244.07	Bk 245 ^{1/2} 4.98d € α 7.33, 381, 385 Ev. 1.51	Bk 246 1.8d € α 8.0, 1.08, 734-... Ev. 1.12	Bk 247 1.4 x 10 ⁷ y € α 0.84, 27 Ev. 5	Bk 248 ^{1/2} 16h € α 6.27, ... Ev. 7	Bk 249 ^{1/2} 3ms € α 6.27, ... Ev. 7	Bk 250 ^{1/2} 3.11d € α 6.27, ... Ev. 7	Bk 251 ^{1/2} 3.22h € α 6.27, ... Ev. 7	Bk 252 ^{1/2} 20.1h € α 6.27, ... Ev. 7	Bk 253 ^{1/2} 57m € α 6.27, ... Ev. 7	Bk 254 ^{1/2} 80d € α 6.27, ... Ev. 7	Bk 255 ^{1/2} 22m € α 6.27, ... Ev. 7																
Cm 239 2.9h € α 6.29, ... Ev. 1.7	Cm 240 26.8d SF	Cm 241 ^{1/2} 35d € α 6.47, 60 Ev. 1.7	Cm 242 163d € α 6.11, 6.07, ... Ev. 1.7	Cm 243 ^{1/2} 32d € α 6.11, 6.07, ... Ev. 1.7	Cm 244 34m € α 6.11, 6.07, ... Ev. 1.7	Cm 245 ^{1/2} 8.3 x 10 ⁷ y € α 5.52, 5.68, 5.31 Ev. 1.7	Cm 246 471 x 10 ⁷ y € α 5.52, 5.68, 5.31 Ev. 1.7	Cm 247 1.6 x 10 ⁷ y € α 5.52, 5.68, 5.31 Ev. 1.7	Cm 248 3.52 x 10 ⁷ y € α 5.52, 5.68, 5.31 Ev. 1.7	Cm 249 64m € α 5.52, 5.68, 5.31 Ev. 1.7	Cm 250 1.1 x 10 ⁷ y € α 5.52, 5.68, 5.31 Ev. 1.7		Cm 252 ≤ 2d																		
Am 238 0.9ms SF	Am 239 ^{1/2} 12.1h SF	Am 240 0.9ms SF	Am 241 ^{1/2} 433y SF	Am 242 ^{1/2} 16m SF	Am 243 ^{1/2} 7370y SF	Am 244 ^{1/2} 10.1h SF	Am 245 ^{1/2} 2.04h SF	Am 246 ^{1/2} 250m SF	Am 247 ^{1/2} 22m SF	Am 248 ^{1/2} 22m SF																					
Pu 237 ^{1/2} 0.18s SF	Pu 238 45.6d SF	Pu 239 ^{1/2} 874y SF	Pu 240 24.39y SF	Pu 241 ^{1/2} 14.3y SF	Pu 242 3.87 x 10 ⁷ y SF	Pu 243 ^{1/2} 4.96h SF	Pu 244 8.3 x 10 ⁷ y SF	Pu 245 ^{1/2} 10.5h SF	Pu 246 10.85d SF																						
Np 236 2.14 x 10 ⁶ y SF	Np 237 ^{1/2} 2.12d SF	Np 238 ^{1/2} 2.35d SF	Np 239 ^{1/2} 75m SF	Np 240 16.0m SF	Np 241 13.1s SF																										
U 235 ^{1/2} 26.1m SF	U 236 242 x 10 ⁷ y SF	U 237 ^{1/2} 6.75d SF	U 238 93.27y SF	U 239 ^{1/2} 23.5m SF	U 240 14.1h SF																										
Pa 234 11.77m SF	Pa 235 24m SF	Pa 236 12m SF	Pa 237 39m SF																												
Th 233 22.2m SF	Th 234 24.10d SF	Th 235 < 3m SF																													

156 158

154


152

150

144

146

148



SECTION II
 RADIOISOTOPE, DECAY, AND RADIOASSAY DATA

	Page
COMMONLY AVAILABLE RADIONUCLIDES LISTED ALPHABETICALLY.	86
ALPHA EMITTERS BY INCREASING ENERGY	88
BETA EMITTERS BY ENERGY AND HALF-LIFE	90
AVERAGE AND MAXIMUM BETA ENERGY BY RADIONUCLIDE	92
GAMMA EMITTERS BY INCREASING ENERGY	95
ACTIVITY MASS RELATIONSHIP - SPECIFIC ACTIVITY	
Method of Calculation	103
Values for Various Elements	104
UNIVERSAL DECAY TABLE	105
RADIOACTIVE DECAY, SEMI-LOG PLOT.	108
NATURAL RADIOACTIVE DECAY	
Thorium Series.	110
Neptunium Series.	111
Uranium Series.	112
Actinium Series	113
ERROR OF COUNTING RATE DETERMINATIONS	
The 95% Error in cpm, Function of Total Count and Length of Count .	114
The 90% and 95% Error in cpm, Function of Counting Rates.	115
The 90% and 95% Error in cpm, Function of Counting Rate and Length of Count.	118
MOST EFFICIENT DISTRIBUTION OF COUNTING TIME.	119
STATISTICAL LIMITS OF COUNTER RELIABILITY	120
RESOLVING TIME ERROR.	121
PENETRATION ABILITY OF BETA RADIATION	122
BETA PARTICLE RANGE ENERGY CURVE.	123
BETA RADIATION INITIAL HALF-THICKNESS IN ALUMINUM vs. MAXIMUM ENERGY. .	124
RANGE vs. ENERGY FOR ALPHA PARTICLES IN AIR (STP)	125
RANGE vs. ENERGY FOR SLOW PROTONS IN AIR (STP).	126
DETERMINING COUNTING EFFICIENCY FOR INTERNAL PROPORTIONAL COUNTERS. . .	127



COMMONLY AVAILABLE RADIONUCLIDES LISTED ALPHABETICALLY

Radionuclide	Half-Life*	Radiation†	Radionuclide	Half-Life*	Radiation†
Americium-241	458y	α, e^-, γ	Erbium-169	9.4d	β, e^-, γ
Antimony-122	67h	β^-, β^+, γ	Europium-152	12y	$\beta^-, \beta^+, e^-, \gamma$
Antimony-124	60d	β^-, γ	Europium-154	16y	β^-, e^-, γ
Antimony-125	2.7y	β^-, e^-, γ	Europium-155	1.81y	β^-, e^-, γ
Argon-37	35d	γ	Gadolinium-153	242d	e^-, γ
Arsenic-74	17.9d	β^-, β^+, γ	Gallium-68	68.3m	β^+, γ
Arsenic-76	26.5h	β^-, γ	Gallium-72	14.1h	β^-, γ
Arsenic-77	38.7h	β^-, γ	Germanium-71	11.4d	γ
Barium-131	12d	γ, e^-	Gold-195	183d	e^-, γ
Barium-133	7.2y	γ, e^+	Gold-198	64.8h	β^-, e^-, γ
Barium-137m	2.55m	γ, e^-	Gold-199	75.6h	β^-, e^-, γ
Barium-140	12.8d	β^-, e^-, γ	Hafnium-181	42.5d	β^-, e^-, γ
Beryllium-7	53d	γ	Holmium-166	26.9h	β^-, e^-, γ
Bismuth-207	30y	e^-, γ	Hydrogen-3	12.3y	β^-
Bismuth-210	5.01d	α, β^-, γ	Indium-113m	100m	e^-, γ
Bromine-82	35.34h	β^-, γ	Indium-114	72s	β^-, β^+, γ
Cadmium-109	453d	e^-, γ	Indium-114m	50.0d	e^-, γ (D.R.)
Cadmium-115	53.5h	β^-, γ	Iodine-125	60d	e^-, γ
Cadmium-115m	43d	β^-, γ	Iodine-129	1.7×10^7 y	β^-, e^-, γ
Calcium-45	165d	β^-	Iodine-130	12.4h	β^-, γ
Calcium-47	4.53d	β^-, γ	Iodine-131	8.05d	β^-, e^-, γ
Carbon-14	5730y	β^-	Iridium-192	74.2d	β^-, e^-, γ
Cerium-141	33d	β^-, e^-, γ	Iridium-194	17.4h	β^X, γ
Cerium-144	284d	β^-, e^-, γ	Iron-55	2.6y	γ
Cesium-131	9.70d	γ	Iron-59	45d	β^-, γ
Cesium-134	2.05y	β^-, γ	Krypton-85	10.76y	β^-, γ
Cesium-137	30.0y	β^-, e^-, γ	Lanthanum-140	40.22h	β^-, γ
Chlorine-36	3.1×10^5 y	β^-, γ	Lead-210	21y	$\alpha, \beta^-, e^-, \gamma$
Chromium-51	27.8d	e^-, γ	Lutetium-177	6.7d	β^-, e^-, γ
Cobalt-57	270d	e^-, γ	Magnesium-28	21h	β^-, e^-, γ
Cobalt-58	71.3d	β^+, γ	Manganese-54	303d	e^-, γ
Cobalt-60	5.26y	β^-, γ	Mercury-197	65h	e^-, γ
Copper-64	12.8h	$\beta^-, e^-, \beta^+, \gamma$	Mercury-197m	24h	e^-, γ
Dysprosium-159	144d	e^-, γ	Mercury-203	46.9d	β^-, e^-, γ

COMMONLY AVAILABLE RADIONUCLIDES LISTED ALPHABETICALLY--Continued

Radionuclide	Half-Life*	Radiation†	Radionuclide	Half-Life*	Radiation†
Molybdenum-99	67h	β^- , γ	Silver-110m	253d	β^- , e^- , γ
Neodymium-147	11.1d	β^- , e^- , γ	Silver-111	7.5d	β^- , γ
Nickel-63	92y	β^-	Sodium-22	2.60y	β^+ , γ
Niobium-95	35d	β^- , γ	Sodium-24	15.0h	β^- , γ
Osmium-191	15d	β^- , e^- , γ	Strontium-85	64d	e^- , γ
Palladium-103	17d	γ	Strontium-87m	2.83h	e^- , γ
Palladium-109	13.47h	β^- , e^- , γ	Strontium-89	52d	β^- , γ
Phosphorous-32	14.3d	β^-	Strontium-90	28.1y	β^- (D.R.)
Polonium-210	138,4d	α , γ	Sulfur-35	88d	β^-
Potassium-42	12.4h	β^- , γ	Tantalum-182	115d	β^- , e^- , γ
Praseodymium-142	19.2h	β^- , γ	Technetium-99	2.12×10^5 y	β^-
Praseodymium-143	13.6d	β^-	Technetium-99m	6.0h	e^- , γ
Praseodymium-144	17.3m	β^- , γ	Tellurium-132	78h	β^- , e^- , γ
Promethium-147	2.62y	β^-	Terbium-160	72.1d	β^- , e^- , γ
Protactinium-233	27.0d	β^- , e^- , γ	Thallium-204	3.8y	β^- , γ
Protactinium-234	6.75h	β^- , e^- , γ	Thulium-170	130d	β^- , e^- , γ
Radium-226	1602y	α , e^- , γ (D.R.)	Tin-113	115d	γ
Rhenium-186	90h	β^- , e^- , γ	Tin-119m	250d	e^- , γ
Rhodium-106	30s	β^- , γ	Titanium-44	48h	e^- , γ (D.R.)
Rubidium-86	18.66d	β^- , γ	Tungsten-185	75d	β^-
Ruthenium-97	2.9d	e^- , γ	Tungsten-187	23.9h	β^- , e^- , γ
Ruthenium-103	39.6d	β^- , γ	Uranium-238	4.51×10^9 y	α , e^- , γ (D.R.)
Ruthenium-106	367d	β^- (D.R.)	Xenon-133	5.27d	β^- , e^- , γ
Samarium-151	87y	β^- , e^- , γ	Ytterbium-169	32d	e^- , γ
Samarium-153	47h	β^- , e^- , γ	Yttrium-90	64h	β^- , γ
Scandium-46	83.9d	β^- , γ	Yttrium-91	58.8d	β^- , γ
Selenium-75	120.4d	e^- , γ	Zinc-65	245d	β^+ , e^- , γ
Silver-110	24.4s	β^- , γ	Zinc-69	57m	β^-
			Zirconium-95	65d	β^- , γ (D.R.)

*s = second, m = minute, h = hour, d = day, y = year, D.R. = daughter radiation.

†Conversion electrons (e^-) are listed if they are prominent in the electron spectrum. Decay products may give rise to other types of radiation. This is indicated, where prominent, by the notation (D.R.).

Source: Half-lives and radiation are taken from The Table of Isotopes, by C. M. Lederer, J. M. Hollander, and I. Perlman (6th ed.; New York: John Wiley & Sons, Inc., 1967).

ALPHA EMITTERS BY INCREASING ENERGY

MeV	Source	Half-life	Yield* (%)	MeV	Source	Half-life	Yield* (%)
1.83	Nd-144	2.4×10^{15} y	100	5.168	Pu-240	6580y	76
2.14	Gd-152	1.1×10^{14} y	100	5.234	Am-243	7.95×10^3 y	11
2.23	Sm-147	1.05×10^{11} y	100	5.267	U -232	72y	32
2.46	Sm-146	7×10^7 y	100	5.276	Am-243	7.95×10^3 y	88
2.50	Hf-174	2×10^{15} y	100	5.305	Po-210	138.4d	100
2.73	Gd-150	2.1×10^6 y	100	5.306	Cm-245	9.3×10^3 y	7
3.18	Gd-148	84y	100	5.324	U -232	72y	68
3.18	Pt-190	6×10^{11} y	100	5.342	Cm-246	5.5×10^3 y	19
3.95	Th-232	1.41×10^{10} y	23	5.344	Th-228	1.910y	28
4.011	Th-232	1.41×10^{10} y	77	5.362	Cm-245	9.3×10^3 y	80
4.15	U -238	4.51×10^9 y	23	5.386	Cm-246	5.5×10^3 y	81
4.200	U -238	4.51×10^9 y	77	5.42	Bk-249	314d	0.0015
4.366	U -235	7.1×10^8 y	18	5.427	Th-228	1.910y	71
4.396	U -235	7.1×10^8 y	57	5.443	Am-241	458y	13
4.415	U - 35	7.1×10^8 y	4	5.447	Ra-224	3.64d	6
4.44	U -236	2.39×10^7 y	26	5.448	Bi-214	19.7m	0.012
4.493	U -236	2.39×10^7 y	74	5.456	Pu-238	86y	28
4.556	U -235	7.1×10^8 y	4	5.486	Am-241	458y	86
4.57	Bi-210m	3×10 y	6	5.490	Rn-222	3.823d	100
4.597	U -235	7.1×10^8 y	5	5.499	Pu-238	86y	72
4.599	Ra-226	1602y	6	5.512	Bi-214	19.7m	0.008
4.617	Th-230	8.0×10^4 y	24	5.52	Bk-247	1.4×10^3 y	58
4.684	Th-230	8.0×10^4 y	76	5.537	Ra-223	11.43d	9
4.722	U -234	2.47×10^5 y	28	5.605	Ra-223	11.43d	26
4.733	Pa-231	3.25×10^4 y	11	5.666	Cf-251	800y	55
4.765	Np-237	2.14×10^6 y	17	5.68	Bk-247	1.4×10^3 y	37
4.770	Np-237	2.14×10^6 y	19	5.684	Ra-224	3.64d	94
4.773	U -234	2.47×10^5 y	72	5.707	Th-227	18.2d	8
4.778	U -233	1.62×10^5 y	15	5.714	Ra-223	11.43d	54
4.782	Ra-226	1602y	95	5.73	Ac-225	10.0d	10
4.787	Np-237	2.14×10^6 y	51	5.742	Cm-243	32y	12
4.811	Th-229	7340y	11	5.745	Ra-223	11.43d	9
4.821	U -233	1.62×10^5 y	83	5.755	Th-227	18.2d	20
4.842	Th-229	7340y	58	5.763	Cm-244	17.6y	23
4.863	Pu-242	3.79×10^5 y	24	5.786	Cm-243	32y	73
4.896	Pu-241	13.2y	0.002	5.79	Ac-225	10.0d	28
4.899	Th-229	7340y	11	5.806	Cm-244	17.6y	77
4.903	Pu-242	3.79×10^5 y	76	5.812	Cf-249	360y	84
4.92	Bi-210m	3×10^5 y	36	5.816	U -230	20.8d	32
4.95	Ac-227	21.6y	1.2	5.83	Ac-225	10.0d	54
4.951	Pa-231	3.25×10^4 y	22	5.846	Cf-251	800y	45
4.96	Bi-210m	3×10^5 y	58	5.868	At-211	7.21h	41
4.967	Th-229	7340y	6	5.87	Bi-213	47m	2
5.013	Pa-231	3.25×10^4 y	24	5.887	U -230	20.8d	68
5.028	Pa-231	3.25×10^4 y	23	5.976	Th-227	18.2d	23
5.054	Th-229	7340y	7	5.987	Cf-250	13y	17
5.058	Pa-231	3.25×10^4 y	11	5.994	Cm-243	32y	6
5.105	Pu-239	24,400y	12	6.002	Po-218	3.05m	100
5.123	Pu-240	6580y	24	6.031	Cf-250	13y	83
5.143	Pu-239	24,400y	15	6.037	Th-227	18.2d	24
5.156	Pu-239	24,400y	73	6.051	Bi-212	60.6m	25

ALPHA EMITTERS BY INCREASING ENERGY--Continued

MeV	Source	Half-life	Yield* (%)	MeV	Source	Half-life	Yield* (%)
6.061	Cm-243	32y	6	6.640	Es-253	20.47d	90
6.071	Cm-242	163d	26	6.65	At-218	2s	6
6.076	Cf-252	2.65y	15	6.70	At-218	2s	94
6.090	Bi-212	60.6m	10	6.777	Po-216	0.15s	100
6.115	Cm-242	163d	74	6.818	Rn-219	4.0s	81
6.119	Cf-252	2.65y	84	7.027	Fm-255	20.1h	93
6.126	Fr-221	4.8m	15	7.07	At-217	32ms	100
6.22	Th-226	30.9m	19	7.14	Rn-218	35ms	100
6.278	Bi-211	2.15m	16	7.158	Fm-254	3.24h	14
6.28	At-219	0.9m	97	7.200	Fm-254	3.24h	85
6.287	Rn-220	55s	100	7.28	Po-211m	25s	91
6.34	Th-226	30.9m	79	7.384	Po-215	1.78ms	100
6.340	Fr-221	4.8m	82	7.448	Po-211	0.52s	99
6.424	Rn-219	4.0s	8	7.687	Po-214	164 μ s	100
6.437	Es-254	276d	93	8.377	Po-213	4.2 μ s	100
6.551	Rn-219	4.0s	11	8.785	Po-212	0.30 μ s	100
6.56	Ra-222	38s	96	8.88	Po-211m	25s	7
6.622	Bi-211	2.15m	84	11.65	Po-212m	45s	97

*Percentage of the total decay events.

This table can help identify unknown beta emitters whose half-life and energy have been determined by standard laboratory techniques. A detailed compilation of nuclear data, such as National Bureau of Standards Circular 449 and supplements, should be consulted for details of these emitters and their decay.

Emitters of conversion electrons and positrons as well as emitters of beta rays are included, since all these particles produce similar effects when absorption methods are used to determine energy. Whereas isotopes can decay by emission of beta particles of different energies, the emitter is listed in the energy group corresponding to each beta, provided its contribution to total beta activity is greater than 5%. All the betas from one emitter will lie in the same half-life interval. Isomers and metastable states of nuclides are included, but these properties are not indicated here.

Only isotopes with half-lives greater than six hours are listed; in general, a shorter half-life limits identification by the methods described.

Daughters with shorter half-lives than their parents are listed in italics under the half-life of the parent. In the natural series, the short-lived daughters are listed under the half-life of the nearest antecedent having a half-life over six hours.

BETA EMITTERS BY ENERGY AND HALF-LIFE*

Half-Life	E_{max} 0-0.1 (MeV)	0.1-0.3	0.3-0.5	0.5-0.7
6-12 hr.	Zn ⁶²	Tm ¹⁶⁶ Bi ²⁰⁴ Pa ²³⁴	I ¹³⁵ Tl ¹⁹⁹ Pb ²¹² Ac ²²⁸ Pa ²³⁴	Zn ⁶² Sr ⁹¹ Pd ¹⁰¹ Ta ¹⁸⁰ Pb ²¹² Ac ²²⁸ Pa ²³⁴
12 hr-1 d		Nb ⁹⁰ Pd ¹¹² Au ¹⁹³	Y ⁸⁷ Nb ⁹⁶ I ¹³³ Ir ¹⁹⁴	Cu ⁶⁴ Ga ⁷² Br ⁷⁶ I ¹³⁰ Pr ¹⁴² Gd ¹⁵⁹ Pt ¹⁹⁷ Np ²³⁶ Am ²⁴²
1-3 d	Ho ¹⁶⁶ Lu ¹⁷⁰ Ta ¹⁷⁷ Th ²³¹	As ⁷¹ Zn ⁷² Ba ¹³⁵ Ce ¹⁴³ Sm ¹⁵³ Tb ¹⁵³ Th ²³¹ Pa ²³² Np ²³⁸	Cu ⁶⁷ Br ⁷⁷ Br ⁸² Mo ⁹⁹ I ¹¹⁵ Sn ¹²¹ Te ¹³¹ W ¹⁸⁷ Tl ²⁰⁰ Pa ²³² Np ²³⁹	Sc ⁴⁶ Cu ⁶⁷ Ga ⁶⁹ Ga ⁷² As ⁷² As ⁷⁷ Rh ¹⁰⁵ Cd ¹¹⁵ Te ¹³¹ Ce ¹⁴³ Sm ¹⁵³ W ¹⁸⁷ Os ¹⁹³ Np ²³⁹
3-5 d	Ho ¹⁶⁶ Yb ¹⁷⁵	Te ¹³² Dy ¹⁶⁶ Yb ¹⁷⁵ Re ¹⁸⁶ Pt ¹⁹³ Au ¹⁹⁹	Sc ⁴⁷ Yb ¹⁷⁵ Au ¹⁹⁹ Bi ²¹⁴	Sc ⁴⁷ Ca ⁴⁷ Y ⁸⁷ I ¹²⁴ Ta ¹⁸³ Pb ²¹⁴
5-10 d	Xe ¹³³ Tb ¹⁵⁵	Cs ¹³¹ Tm ¹⁶⁷ Lu ¹⁷¹ Lu ¹⁷² Lu ¹⁷⁷ U ²³⁷	Sn ¹²⁵ I ¹³¹ Xe ¹³³ Tb ¹⁶¹ Er ¹⁶⁹ Lu ¹⁷⁷	Mn ⁵² As ⁷² Ag ¹¹¹ I ¹³¹ Cs ¹³² Tb ¹⁶¹ Pb ²⁰⁹
10-13 d	Nd ¹⁴⁷ Ir ¹⁹⁰	Ba ¹³¹ Nd ¹⁴⁷	I ¹²⁶ Cs ¹³⁶ Ba ¹⁴⁰ Nd ¹⁴⁷ Pb ²¹¹	Cs ¹³⁶
13-15 d			Ra ²²⁵	
15-20 d		Os ¹⁹¹	Eu ¹⁵⁶ Pa ²³⁰	V ⁴⁸ As ⁷⁴
20-30 d		Pa ²³³ Th ²³⁴ Pa ²³⁴	Pa ²³³ Pa ²³⁴	Pa ²³⁴
30-40 d	Rh ¹⁰³	Nb ⁹⁵ Ru ¹⁰³ Te ¹²⁹	Ce ¹⁴¹	Ce ¹⁴¹
40-50 d		Fe ⁵⁹ Hg ²⁰³	Fe ⁵⁹ Hf ¹⁸¹	
50-100 d		S ³⁵ Nb ⁹⁵ Sb ¹²⁴ Tm ¹⁶⁸	Sc ⁴⁶ Co ⁵⁸ Zr ⁹⁵ Tb ¹⁶⁰ Tm ¹⁶⁸ W ¹⁸⁵	Sb ¹²⁴ Tb ¹⁶⁰ Ir ¹⁹²
100-150 d	Gd ¹⁵¹	W ¹⁸¹	Ta ¹⁸²	Ta ¹⁸²
150-200 d		Ca ⁴⁵ Lu ¹⁷⁴		Lu ¹⁷⁴
200-250 d			Zn ⁶⁵	
250 d-1 y	Ru ¹⁰⁶ Ag ¹¹⁰	Ce ¹⁴⁴	Co ⁵⁷ Ce ¹⁴⁴	Ag ¹¹⁰
1-2 y	Tm ¹⁷¹	Eu ¹⁵⁵	Sn ¹²¹	
2-3 y	Cs ¹³⁴	Sb ¹²⁵ Pm ¹⁴⁷		Na ²² Sb ¹²⁵ Cs ¹³⁴
3-5 y		Lu ¹⁷²		
5-10 y	Ra ²²⁸		Co ⁶⁰ Ac ²²⁸	Cd ¹¹³ Ac ²²⁸
10-20 y	H ³ Pb ²¹⁰ Pu ²⁴¹	Eu ¹⁵² Eu ¹⁵⁴ U ²³⁷	Eu ¹⁵²	Kr ⁸⁵ Eu ¹⁵² Eu ¹⁵⁴
20-30 y	Ac ²²⁷			Sr ⁹⁰ Cs ¹³⁷
30-50 y				
50-100 y	Sm ¹⁵¹			
> 100 y	Ni ⁶³ Pd ¹⁰⁷ Re ¹⁸⁷ Ac ²²⁷ Ra ²²⁸ Th ²³¹	C ¹⁴ Rb ⁸⁷ Tc ⁹⁹ I ¹²⁹ Cs ¹³⁵ Th ²³¹ Pa ²³³ Th ²³⁴ Np ²³⁸		Ba ¹³⁰ In ¹¹⁵ Am ²⁴²

BETA EMITTERS BY ENERGY AND HALF-LIFE*

0.7-0.9	0.9-1.1	1.1-1.3	1.3-1.5	1.5-1.7	1.7-1.9	1.9-2.1	2.1-2.3	2.3-2.5	2.5-2.7	2.7-2.9	2.9-3.1	3.1-3.5	3.5-3.7	3.7-3.9	3.9-4.2
Fe ⁵² Ga ⁶⁶ Se ⁷³ Ge ⁷⁷ Rb ⁸² Te ¹²⁷ Sm ¹⁵⁶ Ta ¹⁸⁰	Sr ⁹¹ I ¹³⁵ Xe ¹³⁵ Er ¹⁷¹	Ac ²²⁸ Pa ²³⁴	Se ⁷³ Ge ⁷⁷ Sr ⁹¹ I ¹³⁵ Er ¹⁷¹	Ac ²²⁸	Eu ¹⁵² Tl ²⁰⁸ Ac ²²⁸	Tm ¹⁶⁶	Be ⁷⁷ Pb ¹⁰¹ Bi ²¹² Ac ²²⁸		Mn ⁵² Sr ⁹¹	Y ⁹³	Ce ⁶²				Ba ⁶⁶
K ⁴³ Zn ⁶⁹ Br ⁷⁶ Nb ⁹⁶ Cs ¹³⁵	Co ⁵⁵ Ga ⁷² Pd ¹⁰⁹ Ag ¹¹² I ¹³⁰ Eu ¹⁵⁷ Gd ¹⁵⁹ Ir ¹⁹⁴	Br ⁷⁶ Nb ⁹⁷ Rh ¹⁰⁰	Na ²⁴ Co ⁵⁵ I ¹³³	Ga ⁷² Nb ⁹⁰ Tb ¹⁵⁴ Eu ¹⁵⁷	Br ⁷⁶	K ⁴² Zr ⁹⁷ Rh ¹⁰⁰ Re ¹⁸⁸ Ir ¹⁹⁴	Pr ¹⁴² Re ¹⁸⁸ Ir ¹⁹⁴		Ga ⁷² Rh ¹⁰⁰	Ag ¹¹² Tb ¹⁵⁴		Ga ⁷²	K ⁴² Br ⁷⁶ Ag ¹¹²		Ag ¹¹²
Ni ⁵⁷ As ⁷¹ In ¹¹⁵ La ¹⁴⁰ Sm ¹⁵³ Ho ¹⁶⁶ Os ¹⁹³ Np ²³⁹	Gd ⁷² Pm ¹⁴⁹ Pm ¹⁵¹ Os ¹⁹³ Au ¹⁹⁸ Tl ²⁰⁰	Ge ⁶⁹ Mo ⁹⁹ Cd ¹¹⁵ La ¹⁴⁰ Ce ¹⁴³ Os ¹⁹³ Pa ²³² Np ²³⁸	Sc ⁴⁴ Sb ¹²² La ¹⁴⁰ Ce ¹⁴³ W ¹⁸⁷ Tl ²⁰⁰	Cu ⁶⁶ Ga ⁷² Zn ⁷² Te ¹³¹ La ¹⁴⁰	As ⁷² As ⁷⁶ Ho ¹⁶⁶	Sb ¹²²	Y ⁹⁰ Tb ¹³¹ La ¹⁴⁰	As ⁷⁶	Cu ⁶⁶ Ga ⁷² As ⁷²	As ⁷⁶		Ga ⁷² As ⁷²			
Te ¹²⁷ Sb ¹²⁷ I ¹³² Ho ¹⁶⁶ Pb ²¹⁴	Zr ⁸⁹ Re ¹⁸⁶ Bi ²¹⁴	Rh ¹⁰⁰ Sb ¹²⁷ I ¹³²	I ¹²⁴	Sb ¹²⁷ I ¹³² Bi ²¹⁴	Ho ¹⁶⁶ Bi ²¹⁴	Ca ⁴⁷ Rh ¹⁰⁰	I ¹²⁴ I ¹³² Pr ¹⁴⁰ Bi ²¹²		Rh ¹⁰⁰			Bi ²¹⁴			
Sb ¹¹⁸	Ag ¹¹¹ Bi ²¹³	Bi ²¹⁰	Bi ²¹³		As ⁷²				Sn ¹²⁵ Pm ¹⁴⁸	As ⁷²		Sb ¹¹⁸	As ⁷²		
I ¹²⁶ La ¹⁴⁰ Nd ¹⁴⁷	Nb ⁹² Ba ¹⁴⁰	I ¹²⁶ La ¹⁴⁰	La ¹⁴⁰ Tl ²⁰⁷ Pb ²¹¹	La ¹⁴⁰			La ¹⁴⁰								
	Pr ¹⁴³				Pb ²¹²										
Rb ⁸⁶	As ⁷⁴		As ⁷⁴	As ⁷⁴	Rb ⁹⁶			Eu ¹⁵⁶							
	Ta ¹⁷⁸	Pa ²³⁴						Pa ²³⁴							
Rb ⁸⁴	Rb ⁸⁴ Te ¹²⁹		Te ¹²⁹	Rb ⁸⁴											
				Cd ¹¹⁵		In ¹¹⁴									
Tb ¹⁶⁰	Sb ¹²⁴		Co ⁵⁶ Sr ⁸⁹	Y ⁹¹ Sb ¹²⁴				Sb ¹²⁴							
Te ¹²⁷ Tm ¹⁷⁰	Tm ¹⁷⁰		Sn ¹²³												
Rh ¹⁰²		Rh ¹⁰²													
Rh ¹⁰⁶					Co ⁶⁸			Rh ¹⁰⁶			Pr ¹⁴⁴	Rh ¹⁰⁶	Rh ¹⁰⁶		
							Bi ²¹²								
Tl ²⁰⁴		Ac ²²⁸		Ac ²²⁸	Ac ²²⁸		Bi ²¹² Ac ²²⁸								
Eu ¹⁵⁴	Eu ¹⁵²	Bi ²¹⁰	Eu ¹⁵²		Eu ¹⁵⁴										
		Cs ¹³⁷ Fr ²²³					Y ⁹⁰								
Ci ³⁶		Ai ²⁶ Np ²³⁸	K ⁴⁰ Sc ⁴⁴				Bi ²¹²								

* This chart is a revision of the original table by Naomi A. Halden, Physicist, Analytical Branch, U. S. A. E. C.

AVERAGE AND MAXIMUM BETA ENERGY BY RADIONUCLIDE

Nuclide	Energy in MeV		Nuclide	Energy in MeV		Nuclide	Energy in MeV	
	(av)	(max)		(av)	(max)		(av)	(max)
n - 1	0.301	---	Mn- 57	1.099	2.600	Rb- 87	0.079	0.274
H - 3	0.005	0.018	Fe- 59	0.116	1.560	Kr- 88	0.367	2.600
He- 6	1.571	3.515	Fe- 60	0.069	0.240	Rb- 88	2.084	5.177
Be- 10	0.229	0.555	Co- 60	0.094	1.478	Kr- 89	1.395	3.920
C - 14	0.049	0.158	Co- 60A	0.604	1.545	Rb- 89	0.596	3.920
C - 15	2.871	9.775	Fe- 61	1.193	2.800	Sr- 89	0.583	1.470
O - 19	1.708	4.601	Co- 61	0.463	1.231	Sr- 90	0.200	0.544
O - 20	1.242	2.850	Co- 62	0.983	2.831	Y - 90	0.931	2.245
F - 20	2.486	5.403	Co- 63	1.577	3.600	Kr- 91	1.561	3.600
F - 21	2.624	5.683	Ni- 63	0.017	0.066	Rb- 91	1.849	4.200
Ne- 23	1.903	4.372	Cu- 64	0.188	0.573	Rb- 91A	1.271	3.000
Ne- 24	0.794	1.980	Ni- 65	0.667	2.100	Sr- 91	0.624	2.665
Na- 24	0.553	4.170	Ni- 66	0.064	0.224	Y - 91	0.615	1.548
Na- 25	1.510	3.801	Cu- 66	1.062	2.630	Sr- 92	0.213	1.500
Na- 26	3.124	6.700	Cu- 67	0.146	0.577	Y - 92	1.454	3.600
Mg- 27	0.689	1.763	Cu- 68	1.284	3.000	Y - 93	1.185	2.890
Mg- 28	0.155	0.457	Zn- 69	0.324	0.913	Zr- 93	0.015	0.063
Al- 28	1.244	2.868	Ga- 70	0.644	1.650	Y - 94	2.368	5.320
Al- 29	1.034	2.500	Zn- 71	0.921	2.240	Nb- 94	0.156	0.500
Al- 30	2.307	5.050	Zn- 71A	0.580	1.500	Nb- 94A	0.480	1.300
Si- 31	0.588	1.476	Zn- 72	0.116	1.600	Zr- 95	0.115	1.130
Si- 32	0.028	0.100	Ga- 72	0.429	3.166	Nb- 95	0.046	0.930
P - 32	0.694	1.709	Ga- 73	0.433	1.480	Y - 96	1.507	3.500
P - 33	0.076	0.248	Ga- 74	1.021	4.300	Nb- 96	0.244	0.707
P - 34	2.075	5.100	As- 74	0.405	1.355	Zr- 97	0.713	1.910
S - 35	0.048	0.167	Ga- 75	1.425	3.300	Nb- 97	0.464	1.267
Cl- 36	0.252	0.714	Ge- 75	0.404	1.137	Tc- 98	0.086	0.300
S - 37	0.795	4.750	Ga- 76	2.741	6.000	Nb- 99	1.359	3.200
S - 38	0.463	3.000	As- 76	1.085	2.970	Mo- 99	0.398	1.215
Cl- 38	1.515	4.924	Ge- 77	0.637	2.270	Tc- 99	0.085	0.295
Cl- 39	0.847	3.450	Ge- 77A	1.198	2.880	Nb-100A	1.450	4.200
Ar- 39	0.219	0.565	As- 77	0.221	0.684	Mo-101	0.419	2.230
K - 40	0.541	1.322	Ge- 78	0.317	0.900	Tc-101	0.478	1.320
Ar- 41	0.479	2.515	As- 78	1.471	4.270	Mo-102	0.436	1.200
K - 42	1.446	3.559	As- 79	0.945	2.300	Tc-102	1.835	4.200
K - 43	0.301	1.838	Se- 79	0.058	0.158	Tc-102A	0.792	2.000
Ca- 45	0.076	0.254	Br- 80	0.748	2.000	Rh-102	0.144	0.470
Sc- 46	0.112	1.465	As- 81	1.663	3.800	Tc-103	1.025	2.500
Ca- 47	0.341	2.000	Se- 81	0.531	1.400	Ru-103	0.062	0.710
Sc- 47	0.160	0.601	Br- 82	0.137	0.444	Tc-104	0.978	2.400
Sc- 48	0.220	0.643	Se- 83A	1.379	3.400	Rh-104	0.988	2.441
Ca- 49	0.758	1.984	Br- 83	0.335	0.960	Rh-104A	0.451	1.240
Sc- 49	0.826	2.011	Br- 84	1.221	4.680	Ru-105	0.415	1.870
Sc- 50	1.538	3.500	Br- 84A	0.709	3.200	Rh-105	0.167	0.563
Ti- 51	0.870	2.142	Rb- 84	0.582	1.648	Ru-106	0.009	0.039
V - 52	1.069	2.532	Br- 85	1.037	2.500	Rh-106	1.415	3.541
V - 53	1.068	2.530	Kr- 85	0.249	0.672	Rh-106A	0.345	1.620
V - 54	1.438	3.300	Kr- 85A	0.284	0.826	Ru-107	1.637	4.008
Cr- 55	1.220	2.850	Rb- 86	0.622	1.777	Rh-107	0.425	1.201
Cr- 56	0.587	1.500	Br- 87	1.872	8.000	Pd-107	0.013	0.035
Mn- 56	0.860	2.850	Kr- 87	1.334	3.800	Ru-108	0.466	1.320

A = First excited state.

AVERAGE AND MAXIMUM BETA ENERGY BY RADIONUCLIDE--Continued

Nuclide	Energy in MeV		Nuclide	Energy in MeV		Nuclide	Energy in MeV	
	(av)	(max)		(av)	(max)		(av)	(max)
Rh-108	1.821	4.500	I -126	0.298	1.250	Pr-146	1.292	3.780
Ag-108	0.624	1.650	Sb-127	0.375	1.500	Pm-146	0.233	0.725
Pd-109	0.359	1.025	Te-127	0.223	0.695	Nd-147	0.227	0.810
Ag-110	1.176	2.869	Te-127A	0.263	0.730	Pm-147	0.062	0.225
Ag-110A	0.070	0.530	Sb-128	0.199	2.900	Pm-148	0.682	2.450
Pd-111	0.848	2.130	Sb-128A	0.346	1.000	Pm-148A	0.150	0.680
Ag-111	0.360	1.050	I -128	0.791	2.120	Nd-149	0.428	1.500
Pd-112	0.078	0.277	Sb-129	0.729	1.870	Pm-149	0.364	1.071
Ag-112	1.438	4.040	Te-129	0.498	1.590	Pm-150	0.762	3.122
In-112	0.211	0.656	I -129	0.040	0.150	Eu-150	0.309	1.070
Pd-113	1.397	3.300	I -130	0.276	1.020	Nd-151	0.617	1.995
Ag-113A	0.787	2.000	Cs-130	0.132	0.442	Pm-151	0.312	1.200
Cd-113A	0.181	0.575	Te-131	0.723	2.141	Sm-151	0.019	0.077
Pd-114	0.519	1.400	Te-131A	0.183	2.457	Pm-152	0.858	2.200
Ag-114	2.018	4.600	I -131	0.180	0.810	Eu-152	0.288	1.840
In-114	0.776	1.984	Te-132	0.047	0.220	Eu-152A	0.696	1.876
Ag-115	1.249	2.900	I -132	0.512	2.920	Pm-153	0.614	1.650
Cd-115	0.318	1.110	Te-133	0.964	2.400	Sm-153	0.233	0.804
Cd-115A	0.605	1.631	Te-133A	0.567	2.400	Pm-154	0.995	2.500
In-115	0.201	0.630	I -133	0.418	1.540	Eu-154	0.228	1.850
In-115A	0.281	0.838	Xe-133	0.099	0.343	Sm-155	0.558	1.530
Ag-116	2.211	5.000	I -134	0.663	2.410	Eu-155	0.044	0.247
In-116	1.387	3.290	Cs-134	0.152	1.453	Sm-156	0.175	0.730
In-116A	0.294	1.000	Cs-134A	0.170	0.550	Eu-156	0.425	2.447
Cd-117A	0.348	1.000	I -135	0.319	1.433	Tb-156A	0.037	0.140
In-117	0.245	0.745	Xe-135	0.307	0.919	Eu-157	0.366	1.270
In-117A	0.641	1.764	Cs-135	0.057	0.210	Eu-158	0.060	2.650
Cd-118	0.267	0.800	Cs-136	0.108	0.657	Tb-158	0.271	0.845
In-118	1.754	4.250	Xe-137	1.522	3.600	Eu-159	0.855	2.200
In-118A	0.560	1.500	Cs-137	0.195	1.167	Gd-159	0.294	0.948
In-119	0.605	1.600	Xe-138	0.961	2.400	Eu-160	1.499	3.600
In-119A	1.061	2.650	Cs-138	1.095	3.400	Tb-160	0.189	1.700
In-120	0.876	2.200	La-138	0.056	0.205	Gd-161	0.584	1.599
In-121	1.202	2.900	Cs-139	1.600	4.000	Tb-161	0.155	0.577
In-121A	1.582	3.700	Ba-139	0.910	2.340	Ho-164	0.319	0.990
Sn-121	0.111	0.383	Ba-140	0.282	1.010	Dy-165	0.440	1.280
Sn-121A	0.150	0.420	La-140	0.490	2.200	Dy-165A	0.275	0.840
Sb-122	0.527	1.971	Ba-141	1.158	2.833	Dy-166	0.060	0.400
In-123	1.391	3.300	La-141	0.958	2.430	Ho-166	0.610	1.852
In-123A	2.013	4.600	Ce-141	0.144	0.580	Ho-166A	0.088	1.100
Sn-123	0.455	1.260	La-142	1.823	4.250	Ho-168	0.716	1.900
Sn-123A	0.540	1.420	Pr-142	0.829	2.153	Er-169	0.096	0.340
Sb-124	0.385	2.313	La-143	1.374	3.300	Ho-170	1.257	3.100
Sb-124A	1.340	3.200	Ce-143	0.371	1.380	Tm-170	0.315	0.967
Sb-124B	1.012	2.500	Pr-143	0.314	0.933	Er-171	0.355	1.490
Sn-125	0.914	2.330	Ce-144	0.081	0.320	Tm-171	0.025	0.098
Sn-125A	0.788	2.040	Pr-144	1.208	2.984	Tm-172	0.511	1.830
Sb-125	0.084	0.612	Ce-145	0.773	2.000	Tm-173	0.296	0.900
Sb-126	0.737	1.900	Pr-145	0.682	1.799	Tm-174	0.980	2.500
St-126A	0.737	1.900	Ce-146	0.224	0.700	Tm-175	0.757	2.000

A = First excited state. B = Second excited state.

AVERAGE AND MAXIMUM BETA ENERGY BY RADIONUCLIDE--Continued

Nuclide	Energy in MeV		Nuclide	Energy in MeV		Nuclide	Energy in MeV	
	(av)	(max)		(av)	(max)		(av)	(max)
Yb-175	0.125	0.467	Os-195	0.746	2.000	Ra-228	0.014	0.055
Tm-176	1.761	4.200	Ir-195	0.297	1.000	Ra-230	0.401	1.200
Lu-176	0.104	0.362	Au-196	0.071	0.259	Ac-230	0.807	2.200
Yb-177	0.465	1.380	Ir-197	0.642	2.000	Pa-230	0.117	0.410
Lu-177	0.140	0.497	Pt-197	0.303	0.670	Ac-231	0.765	2.100
Lu-178	0.886	2.300	Ir-198	1.457	3.600	Th-231	0.059	0.305
Lu-178A	0.539	1.500	Au-198	0.315	1.371	Th-233	0.410	1.230
Lu-179	0.476	1.350	Au-199	0.084	0.460	Pa-233	0.063	0.568
Lu-180	1.339	3.300	Au-200	0.669	2.210	Th-234	0.046	0.193
Ta-180A	0.201	0.705	Au-201	0.519	1.500	Pa-234	0.146	0.500
Hf-181	0.119	1.050	Au-203	0.698	1.900	Pa-234A	0.515	1.500
Hf-182	0.149	0.500	Hg-203	0.057	0.212	Pa-234	0.476	1.400
Ta-182	0.094	0.524	Tl-204	0.267	0.765	Np-236A	0.149	0.518
Hf-183	0.496	1.400	Hg-205	0.590	1.650	U -237	0.067	0.248
Ta-183	0.191	0.776	Tl-206	0.557	1.571	Np-238	0.206	1.240
Ta-184	0.419	1.360	Tl-207	0.503	1.441	U -239	0.401	1.210
Ta-185	0.624	1.718	Tl-208	0.562	2.380	Np-239	0.135	0.723
W -185	0.124	0.427	Tl-209	0.733	1.990	U -240	0.101	0.360
Ta-186	0.838	2.200	Pb-209	0.195	0.637	Np-240	0.280	0.890
Re-186	0.941	1.066	Pb-210	0.005	0.061	Np-240A	0.662	2.156
W -187	0.236	1.307	Bi-210	0.390	1.161	Np-241	0.458	1.360
W -188	0.256	0.800	Pb-211	0.443	1.390	Pu-241	0.005	0.021
Re-188	0.776	2.116	Bi-211	0.181	0.600	Am-242	0.188	0.630
Re-189	0.237	0.750	Pb-212	0.106	0.586	Am-244	0.510	1.500
Re-190	0.556	1.700	Bi-212	0.783	2.255	Am-244A	0.107	0.380
Re-191	0.661	1.800	Pb-214	0.214	0.980	Am-245	0.287	0.910
Os-191	0.036	0.139	Fr-223	0.382	1.150	Pu-246	0.053	0.330
Ir-192	0.175	0.670	Ra-225	0.089	0.320	Bk-248	0.194	0.650
Ir-192A	0.431	1.500	Ac-226	0.400	1.200	Cm-249	0.282	0.900
Os-193	0.350	1.127	Ra-227	0.444	1.310	Bk-249	0.026	0.102
Ir-194	0.755	2.233	Ac-227	0.010	0.043	Cf-253	0.073	0.270
						Es-254A	0.331	1.040

A = First excited state.

Source: O. H. Hogan, P. E. Zigman, and J. L. Mackin, II. Spectra of Individual Negatron Emitters (Beta Spectra, USNRDL-TR-802 [San Francisco: U.S. Naval Radiological Defense Laboratory, Dec. 16, 1964]).

SELECTED GAMMA EMITTERS BY INCREASING ENERGY

MeV	Nuclide	Half-Life	Production cross section* (barns) or fission yield (%)	Yield† (%)	Daughter
0.008	Er-169	9.4d	2b	0.3	Tm-169‡
0.022	Sm-151	87y	100b	4	Eu-151‡
0.024	Sn-119m	250d	.01b	16	Sn-119‡
0.030	Ba-140	12.8d	6.3%	11	La-140
0.031	Mg- 28	21h	---	96	Al- 28
0.035	I -125	60d	---	7	Te-125‡
0.035	Te-125m	58d	5b	7	Te-125‡
0.037	Br- 80m	4.38h	2.9b	36	Br- 80
0.040	Rh-103m	57m	2.9%	0.4	Rh-103‡
0.040	I -129	1.7×10 ⁷ y	1.0%	9	Xe-129‡
0.047	Pb-210	21y	---	4	Bi-210
0.051	Rh-104m	4.41m	12.8b	47	Rh-104
0.053	Te-132	78h	414%	17	I -132
0.058	Gd-159	18.0h	3.5b	3	Tb-159‡
0.058	Dy-159	144d	100b	4	Tb-159‡
0.059	Te-127m	109d	0.09b	0.19	Te-127
0.060	Am-241	458y	---	36	Np-237
0.063	Yb-169	32d	11,000b	45	Tm-169‡
0.063	Th-234	24.1d	---	3.5	Pa-234m
0.068	Ta-182	115d	21b	42	W -182‡
0.068	Ti- 44	48h	---	90	Sc- 44
0.070	Sm-153	47h	210b	5.4	Eu-153‡
0.077	Pt-197	18h	1.0b	20	Au-197‡
0.077	Hg-197	65h	---	18	Au-197‡
0.078	Ti- 44	48h	---	98	Sc- 44
0.080	Ba-133	7.2y	7b	36	Cs-133‡
0.081	Ho-166	26.9h	64b	5.4	Er-166‡
0.081	Xe-133	5.27d	6.5%	37	Cs-133‡
0.084	Tm-170	130d	130b	3.3	Yb-170‡
0.084	Th-228	1.90y	---	1.6	Ra-224
0.087	Eu-155	1.81y	---	32	Gd-155‡
0.088	Pd-109-- Ag-109m	13.47h 40s	10b ---	5 ---	--- Ag-109‡

SELECTED GAMMA EMITTERS BY INCREASING ENERGY--Continued

MeV	Nuclide	Half-Life	Production cross section* (barns) or fission yield (%)	Yield† (%)	Daughter
0.088	Cd-109--	453d	3b	---	---
	Ag-109m	40s	---	5	Ag-109‡
0.088	Lu-176m	3.7h	35b	10	Hf-176‡
0.091	Nd-147	11.1d	2.6%	28	Pm-147
0.093	Th-234	24.1d	---	4	Pa-234m
0.095	Dy-165	139.2m	800b	4	Ho-165‡
0.099	Gd-153	242d	< 125b	55	Eu-153‡
0.099	Au-195	183d	---	10	Pt-195‡
0.100	Pa-234	6.75h	---	50	U -234
0.103	Sm-153	47h	210b	28	Eu-153‡
0.104	Sm-155	23m	5.5b	73	Eu-155
0.105	Eu-155	1.81y	---	20	Gd-155‡
0.113	Lu-177	6.7d	2100b	2.8	Hf-177‡
0.122	Co- 57	270d	---	87	Fe- 57‡
0.122	Eu-152	12y	5900b	37	Gd-152-- Sm-152‡
0.123	Eu-154	16y	390b	38	Gd-154‡
0.124	Ba-131	12d	8.8b	28	Cs-131
0.128	Cs-134m	2.9h	2.6b	14	Cs-134
0.129	Os-191	15d	6b	25	Ir-191‡
0.133	Hf-181	42.5d	10b	48	Ta-181‡
0.134	Ce-144	284d	6.1%	11	Pr-144
0.134	Hg-197m	24h	---	42	Hg-197
0.136	Se- 75	120.4d	30b	57	As- 75‡
0.137	Re-186	90h	110b	9	Os-186‡
0.140	Tc- 99m	6.0h	5.4%	90	Tc- 99
0.143	U -235	7.1×10 ⁸ y	---	11	Th-231
0.145	Ce-141	33d	6.0%	48	Pr-141‡
0.147	Ta-182m	16.5m	0.07b	40	Ta-182
0.150	Te-131	25m	2.9%	68	I -131
0.150	Cd-111m	48.6m	0.2b	30	Cd-111‡
0.150	Kr- 85m	4.4h	1.57%	74	Kr- 85-- Rb- 85‡

SELECTED GAMMA EMITTERS BY INCREASING ENERGY--Continued

MeV	Nuclide	Half-Life	Production cross section* (barns) or fission yield (%)	Yield† (%)	Daughter
0.155	Re-188	16.7h	73b	10	Os-188‡
0.158	Au-199	75.6h	---	37	Hg-199‡
0.163	Ba-140	12.8d	6.3%	6	La-140
0.164	Xe-131m	11.8d	0.02%	2	Xe-131‡
0.166	Ba-139	82.9m	6.0%	23	La-139‡
0.172	Ta-182m	16.5m	0.07b	40	Ta-182
0.185	U -235	7.1x10 ⁸ y	---	54	Th-231
0.186	Ra-226	1602y	---	4	Rn-222
0.191	Mo-101	14.6m	5.0%	25	Tc-101
0.191	Pt-197	18h	1.0b	6	Au-197‡
0.192	In-114m	50.0d	8b	17	Cd-114‡
0.198	Yb-169	32d	11,000b	35	Tm-169‡
0.208	Lu-177	6.7d	2100b	6.1	Hf-177‡
0.21	Ge- 77	11.3h	0.1b	61	As- 77
0.215	Hf-180m	5.5h	0.34b	82	Hf-180‡
0.215	Ru- 97	2.9d	0.2b	91	Tc- 97
0.230	Te-132	78h	4.4%	90	I -132
0.233	Xe-133m	2.26d	0.16%	14	Xe-133
0.239	Pb-212	10.64h	---	47	Bi-212
0.239	As- 77	38.7h	---	2.5	Se- 77m
0.246	Sm-155	23m	5b	4	Eu-155
0.247	Cd-111m	48.6m	0.1b	94	Cd-111‡
0.250	Xe-135	9.2h	6.2%	91	Cs-135
0.255	Sn-113	115d	0.9b	1.8	In-113m
0.263	Ge- 77	11.3h	0.1b	45	As- 77
0.265	Ge- 75	82m	0.3b	11	As- 75‡
0.265	Se- 75	120.4d	30b	60	As- 75‡
0.279	Hg-203	46.9d	4b	77	Tl-203‡
0.284	I -131	8.05d	2.9%	5.4	Xe-131m
0.286	Pm-149	53.1h	1.3%	2	Sm-149‡
0.293	Ce-143	33h	6.2%	46	Pr-143
0.295	Pb-214	26.8m	---	19	Bi-214

SELECTED GAMMA EMITTERS BY INCREASING ENERGY--Continued

MeV	Nuclide	Half-Life	Production cross section* (barns) or fission yield (%)	Yield† (%)	Daughter
0.299	Tb-160	72.1d	46b	30	Dy-160‡
0.305	Kr- 85m	4.4h	1.5%	13	Kr- 85-- Rb- 85‡
0.307	Tc-101	14.0m	5.0%	91	Ru-101‡
0.308	Er-171	7.52h	9b	63	Tm-171
0.31	Pa-233	27.0d	7.4b	44	U -233
0.317	Tr-192	74.2d	750b	81	Pt-192‡
0.319	Nd-147	11.1d	2.6%	3	Pm-147
0.320	Cr- 51	27.8d	17b	9	V - 51‡
0.325	Sn-125m	9.7m	0.1b	97	Sb-125
0.328	Ir-194	17.4h	110b	10	Pt-194‡
0.333	Hf-180m	5.5h	0.34b	93	Hf-180‡
0.335	Cd-115-- In-115m	53.5h 4.5h	1.1b ---	--- 50	--- In-115
0.342	Ag-111	7.5d	---	6	Cd-111‡
0.344	Eu-152	12y	5900b	27	Gd-152-- Sm-152‡
0.351	Bi-211	2.15m	---	14	Tl-207
0.352	Pb-214	26.8m	---	36	Bi-214
0.356	Ba-133	7.2y	7b	69	Cs-133‡
0.36	Se- 83	25m	0.004b	69	Br- 83
0.362	Pd-103	17d	4.8b	0.06	Rh-103m
0.363	Gd-159	18.0h	3.4b	9	Tb-159‡
0.364	I -131	8.05d	2.9%	82	Xe-131-- Xe-131‡
0.368	Ni- 65	2.56h	1.5b	4.5	Cu- 65‡
0.388	Sr- 87m	2.83h	1.3b	80	Sr- 87‡
0.393	Sn-113	115d	0.9b	64	In-113‡
0.393	In-113m	100m	---	64	In-113‡
0.403	Kr- 87	76m	2.7%	84	Rb- 87
0.405	Pb-211	36.1m	---	3.4	Bi-211
0.412	Au-198	2.698d	98.8b	95	Hg-198‡
0.427	Sb-125	2.7y	---	31	Sn-125
0.439	Zn- 69m	13.8h	0.1b	95	Zn- 69

SELECTED GAMMA EMITTERS BY INCREASING ENERGY--Continued

MeV	Nuclide	Half-Life	Production cross section* (barns) or fission yield (%)	Yield† (%)	Daughter
0.441	I -128	25.0m	6.3b	14	Xe-128‡
0.444	Hf-180m	5.5h	0.34b	80	Hf-180‡
0.468	Ir-192	74.2d	750b	49	Pt-192‡
0.477	Be- 7	53d	---	10.3	Li- 7‡
0.479	W -187	23.9h	38b	23	Re-187
0.482	Hf-181	42.5h	10b	81	Ta-181‡
0.487	La-140	40.22h	6.3%	40	Ce-140‡
0.49	Cd-115	53.5h	1.1b	10	In-115m
0.496	Ba-131	12d	8.8b	48	Cs-131
0.497	Ru-103	39.6d	2.9%	88	Rh-103m
0.511	Cu- 64	12.8h	4.5b	38	Ni- 64‡ -- Zn- 64‡
0.511	Ga- 68	68.3m	---	176	Zn- 68‡
0.511	As- 74	17.9d	---	59	Ge- 74‡ -- Se- 74‡
0.511	Na- 22	2.60y	---	180	Ne- 22‡
0.512	Ru-106-- Rh-106	367d 30s	0.38% ---	--- 21	--- Pd-106‡
0.514	Sr- 85	64d	0.8d	100	Rb- 85‡
0.514	Kr- 85	10.76y	0.3%	0.41	Rb- 85‡
0.52	Se- 83	25m	0.004b	59	Br- 83
0.527	Xe-135m	15.6m	1.8%	80	Xe-135
0.53	I -133	21h	6.5%	90	Xe-133-- Xe-133m
0.53	Cd-115	53.5h	1.1b	26	In-115m
0.533	Nd-147	11.1d	2.6%	13	Pm-147
0.537	Ba-140	12.8d	6.3%	34	La-140
0.538	I -130	12.4h	28b	99	Xe-130‡
0.554	Br- 82	35.34h	3b	66	Kr- 82‡
0.559	As- 76	26.5h	4.5b	43	Se- 76‡
0.564	Sb-122	67h	6b	66	Te-122‡
0.570	Bi-207	30y	---	98	Pb-207‡
0.583	Tl-208	3.10m	---	86	Pb-208‡

SELECTED GAMMA EMITTERS BY INCREASING ENERGY--Continued

MeV	Nuclide	Half-Life	Production cross section* (barns) or fission yield (%)	Yield† (%)	Daughter
0.596	As- 74	17.9d	---	61	Ge- 74‡-- Se- 74‡
0.599	Sb-125	2.7y	---	24	Sn-125
0.603	Sb-125	60d	3.3b	97	Te-124‡
0.605	Cs-134	2.05y	28b	98	Ba-134‡
0.609	Bi-214	19.7m	---	47	Po-214
0.619	Br- 82	35.34h	3b	41	K4- 82‡
0.622	Ru-106-- Rh-106	367d 30s	0.38% ---	--- 11	--- Pd-106‡
0.637	I -131	8.05d	2.9%	6.8	Xe-131-- Xe-131m
0.658	Ag-110m	253d	3b	96	Cd-110‡
0.658	Ag-110	24.4s	89b	4.5	Cd-110‡
0.662	Cs-137-- Ba-137m	30y 2.55m	5.9% ---	85 ---	--- Ba-137‡
0.669	I -130	12.4h	28b	100	Xe-130‡
0.67	I -132	2.3h	4.4%	144	Xe-132‡
0.686	W -187	23.9h	38b	27	Re-187
0.695	Pr-144	17.3m	6.1%	1.5	Nd-144
0.697	Te-129m	34d	0.34%	6	Te-129
0.724	Zr- 95	65d	6.4%	49	Nb- 95
0.726	Ru-105	4.44h	0.9%	48	Rh-105m-- Rh-105
0.727	Bi-212	60.6m	---	7	Tl-208-- Po-212
0.740	Mo- 99	67h	6.1%	12	Tc- 99-- Tc- 99m
0.743	I -130	12.4h	28b	87	Xe-130‡
0.747	Zr- 97-- Nb- 97m	17.0h 60s	6.2% ---	92 ---	--- Nb- 97
0.748	Sr- 91	9.67h	5.9%	27	Y - 91-- Y - 91m
0.756	Zr- 95	65d	6.4%	49	Nb- 95
0.765	Nb- 95	35d	6.4%	100	Mo- 95‡
0.773	I -132	2.3h	4.4%	89	Xe-132‡

SELECTED GAMMA EMITTERS BY INCREASING ENERGY--Continued

MeV	Nuclide	Half-Life	Production cross section* (barns) or fission yield (%)	Yield† (%)	Daughter
0.777	Br- 82	35.34h	3b	83	Kr- 82‡
0.78	Te-131m	30h	0.44%	60	Te-131 I -131
0.796	Cs-134	2.05y	28b	99	Ba-134‡
0.810	Co- 58	71.3d	---	99	Fe- 58‡
0.832	Pb-211	36.1m	---	3.4	Bi-211
0.835	Ga- 72	14.10h	5.0b	96	Ge- 72‡
0.835	Mn- 54	303d	---	100	Cr- 54‡
0.847	Mn- 56	2.58h	13.3b	99	Fe- 56‡
0.85	Te-131m	30h	0.44%	31	Te-131-- I -131
0.879	Tb-160	72.1d	46b	31	Dy-160‡
0.885	Ag-110m	253d	3b	71	Cd-110‡
0.889	Sc- 46	83.9d	13b	100	Ti- 46‡
0.898	Rb- 88	17.8m	3.7%	13	Sr- 88‡
0.90	Pa-234	6.75h	---	70	U -234
0.935	Cd-115m	43d	0.14b	1.9	Cd-115
0.966	Tb-160	72.1d	46b	31	Dy-160‡
1.02	Mo-101	14.6m	5.0%	25	Tc-101
1.025	Sr- 91	9.67h	5.9%	30	Y - 91m-- Y - 91
1.063	Bi-207	30y	---	77	Pb-207‡
1.078	Ga- 68	68.3m	---	3.5	Zn- 68‡
1.078	Rb- 86	18.66d	0.7b	8.8	Sr- 86‡
1.095	Fe- 59	45d	1.1b	56	Co- 59‡
1.115	Zn- 65	245d	0.45h	49	Cu- 65‡
1.115	Ni- 65	2.56h	1.5b	16	Cu- 65‡
1.120	Sc- 46	83.9d	13b	100	Ti- 46‡
1.120	Bi-214	19.7m	---	17	Po-214
1.122	Ta-182	115d	21b	34	W -182‡
1.14	I -135	6.7h	5.9%	37	Xe-135m-- Xe-135
1.173	Co- 60	5.26y	19b	100	Ni- 60‡
1.21	Y - 91	58.8d	5.9%	0.3%	Zr- 91‡
1.275	Na- 22	2.60y	---	100	Ne- 22‡

SELECTED GAMMA EMITTERS BY INCREASING ENERGY--Continued

MeV	Nuclide	Half-Life	Production cross section* (barns) or fission yield (%)	Yield† (%)	Daughter
1.278	Eu-154	16y	390b	37	Gd-154‡
1.28	I -135	6.7h	5.9%	34	Xe-135m-- Xe-135
1.292	Fe- 59	45d	1.1b	44	Co- 59‡
1.293	In-116m	54.0m	154b	80	Sn-116‡
1.293	Ar- 41	1.83h	.61b	99	K - 41‡
1.308	Ca- 47	4.53d	0.3b	74	Sc- 47
1.332	Co- 60	5.26y	19b	100	Ni- 60‡
1.35	Mg- 28	21h	---	70	Al- 28
1.369	Na- 24	15.0h	0.53b	100	Mg- 24‡
1.380	Ho-166	26.9h	64b	0.9	Er-166‡
1.408	Eu-152	12y	5900b	22	Gd-152-- Sm-152‡
1.426	Cs-138	32.2m	5.8%	73	Ba-138‡
1.434	V - 52	3.76m	4.9b	100	Cr- 52‡
1.460	K - 40	1.26x10 ⁹ y	---	11	Ca- 40‡-- Ar- 40‡
1.481	Ni- 65	2.56h	1.5b	25	Cu- 65‡
1.524	K - 42	12.4h	1.2b	18	Ca- 42‡
1.57	Pr-142	19.2h	12b	3.7	Nd-142‡
1.596	La-140	40.22h	6.3%	96	Ce-140‡
1.60	Cl- 38	37.3m	0.4b	38	Ar- 38‡
1.692	Sb-124	60d	3.3b	50	Te-124‡
1.764	Bi-214	19.7m	---	17	Po-214
1.780	Al- 28	2.31m	0.23b	100	Si- 28‡
1.811	Mn- 56	2.58h	13.3b	29	Fe- 56‡
1.863	Rb- 88	17.8m	3.7%	21	Sr- 88‡
2.614	Tl-208	3.10m	---	100	Pb-208‡
6.13	N - 16	7.2s	---	69	O - 16‡
7.11	N - 16	7.2s	---	5	O - 16‡

*Thermal neutron cross-section of target atom for nuclide of interest.

†Photon yield per disintegration.

‡Stable element.

ACTIVITY MASS RELATIONSHIP - SPECIFIC ACTIVITY

The specific activity (SpA) of a radioactive nuclide (disintegrations per unit time)/(unit mass), is calculated from the basic equation:

$$\text{SpA} = \lambda N = \frac{(\ln 2) N}{T_{1/2}}$$

Where: N = number of radioactive atoms per unit mass, and

$T_{1/2}$ = half-life.

This basic equation can be transformed as follows:

by definition: $N = 6.0225 \times 10^{23}$ /atomic mass

$$\text{Ci} = 3.7 \times 10^{10}$$

Substituting : $\text{SpA} = \frac{0.69315 N}{T_{1/2} \text{ (secs)}} = \frac{0.69315}{T_{1/2}} \times \frac{6.0225 \times 10^{23}}{\text{atomic mass}} \times \frac{1}{3.7 \times 10^{10}} = \text{Ci/gm.}$

This equation is satisfactory when the half-life of the nuclide is expressed in seconds. If, however, the half-life is expressed in other units (such as minutes, hours, days, or years), a separate time conversion is required for each. By substituting the appropriate time conversion factors the following five equations can be obtained.

$$\text{curies/gram or SpA } (T_{1/2} \text{ in secs}) = \frac{1.128 \times 10^{13}}{(T_{1/2})(\text{atomic mass})} \quad (1)$$

$$\text{curies/gram or SpA } (T_{1/2} \text{ in mins}) = \frac{1.880 \times 10^{11}}{(T_{1/2})(\text{atomic mass})} \quad (2)$$

$$\text{curies/gram or SpA } (T_{1/2} \text{ in hrs}) = \frac{3.134 \times 10^9}{(T_{1/2})(\text{atomic mass})} \quad (3)$$

$$\text{curies/gram or SpA } (T_{1/2} \text{ in days}) = \frac{1.306 \times 10^8}{(T_{1/2})(\text{atomic mass})} \quad (4)$$

$$\text{curies/gram or SpA } (T_{1/2} \text{ in yrs}) = \frac{3.578 \times 10^5}{(T_{1/2})(\text{atomic mass})} \quad (5)$$

Example: Calculate the specific activity of ^{131}I whose half-life is 8.05d. Using equation (4) and the mass number as the atomic mass, make the appropriate substitutions:

$$\text{SpA} = \frac{1.306 \times 10^8}{8.05 \times 131} = 1.24 \times 10^5$$

The following specific activities were calculated from the above equations, using half-lives from The Table of Isotopes.¹ Integer mass numbers were used rather than actual masses, except for ^3H where the exact mass was used. (It should be noted that these specific activities are for pure forms of the nuclides only.) More extensive tables of specific activities are available.²

¹Lederer, C. M., Hollander, J. M., and Perlman, I., The Table of Isotopes, (6th ed.; New York: John Wiley & Sons, Inc., 1967).

²Goldstein, G., and Reynolds, S. A., "Specific Activities and Half-Lives of Common Radionuclides," Nuclear Data A, Vol. 1, No. 5 (July 1966), pp.435-452.

SPECIFIC ACTIVITY

Radionuclide	Half-Life	Curies per gram	Radionuclide	Half-Life	Curies per gram
Hydrogen-3	12.3y	9.64×10^3	Molybdenum-99	67h	4.72×10^5
Carbon-14	5730y	4.46	Technetium-99m	6.0h	5.28×10^6
Nitrogen-16	7.2s	9.79×10^{10}	Ruthenium-106	367d	3.36×10^3
Sodium-22	2.60y	6.25×10^3	Iodine-125	60d	1.74×10^4
Sodium-24	15.0h	8.71×10^6	Iodine-130	12.4h	1.94×10^6
Phosphorus-32	14.3d	2.85×10^5	Iodine-131	8.05d	1.24×10^5
Sulfur-35	88d	4.24×10^4	Barium-133	7.2y	374
Chlorine-36	3.1×10^5 y	3.21×10^{-2}	Cesium-134	2.05y	1.30×10^3
Argon-41	1.83h	4.18×10^7	Cesium-137	30.0y	87.0
Potassium-42	12.4h	6.02×10^6	Barium-140	12.8d	7.29×10^4
Calcium-45	165d	1.76×10^4	Lanthanum-140	40.22h	5.57×10^5
Chromium-51	27.8d	9.21×10^4	Cerium-141	33d	2.81×10^4
Manganese-54	303d	7.98×10^3	Cerium-144	284d	3.19×10^3
Iron-55	2.6y	2.50×10^3	Praseodymium-144	17.3m	7.55×10^7
Manganese-56	2.576h	2.17×10^7	Promethium-147	2.62y	929
Cobalt-57	270d	8.48×10^3	Tantalum-182	115d	6.24×10^3
Iron-59	45d	4.92×10^4	Tungsten-185	75d	9.41×10^3
Nickel-59	8×10^4 y	7.58×10^{-2}	Iridium-192	74.2d	9.17×10^3
Cobalt-60	5.26y	1.13×10^3	Gold-198	64.8h	2.44×10^5
Nickel-63	92y	61.7	Gold-199	75.6h	2.08×10^5
Copper-64	12.8h	3.83×10^6	Mercury-203	46.9d	1.37×10^4
Zinc-65	245d	8.20×10^3	Thallium-204	3.8y	462
Gallium-72	14.1h	3.09×10^6	Polonium-210	138.4d	4.49×10^3
Arsenic-76	26.5h	1.56×10^6	Polonium-212	304ns	1.75×10^{17}
Bromine-82	35.34h	1.08×10^6	Radium-226	1602y	0.988
Rubidium-86	18.66d	8.14×10^4	Thorium-232	1.41×10^{10} y	1.09×10^{-7}
Strontium-89	52d	2.82×10^4	Uranium-233	1.62×10^5 y	9.48×10^{-3}
Strontium-90	28.1y	141	Thorium-234	24.1d	2.32×10^4
Yttrium-90	64h	5.44×10^5	Uranium-234	7.1×10^8 y	2.14×10^{-6}
Yttrium-91	58.8d	2.44×10^4	Uranium-238	4.51×10^9 y	3.33×10^{-7}
			Plutonium-239	2.44×10^4 y	6.13×10^{-2}

UNIVERSAL DECAY TABLE

The following table gives the fraction of activity of a nuclide remaining, from .001 half-life to 1.000 half-life.

To use this table:

1. Divide elapsed time by half-life ($t/T_{1/2}$). Time must be in the same units.
2. With the answer obtained in Step 1, enter appropriate row along the side and the column at the top. The number obtained is the fraction of original activity remaining.
3. Multiply original activity by this figure to obtain present activity (or the amount remaining).

Example:

What is the strength of a 210 mCi PoBe source after 180 days? ($T_{1/2}$ for PoBe = 138.2 days.)

1. The source has gone 42 days past 1.000 half-life, therefore $42/138.2 = .303$.
2. Entering the .300 row from the left and the .003 column from the top gives .81060 as the fraction remaining.
3. Therefore, $210/2 = 105$ mCi for 1.000 half-life and $105 \text{ mCi} \times .81060 = 85.11$ mCi for the amount remaining at the end of 180 days.

UNIVERSAL DECAY TABLE

ACTIVITY REMAINING FOR $t/T_{1/2}$ FROM .001 TO 1.00

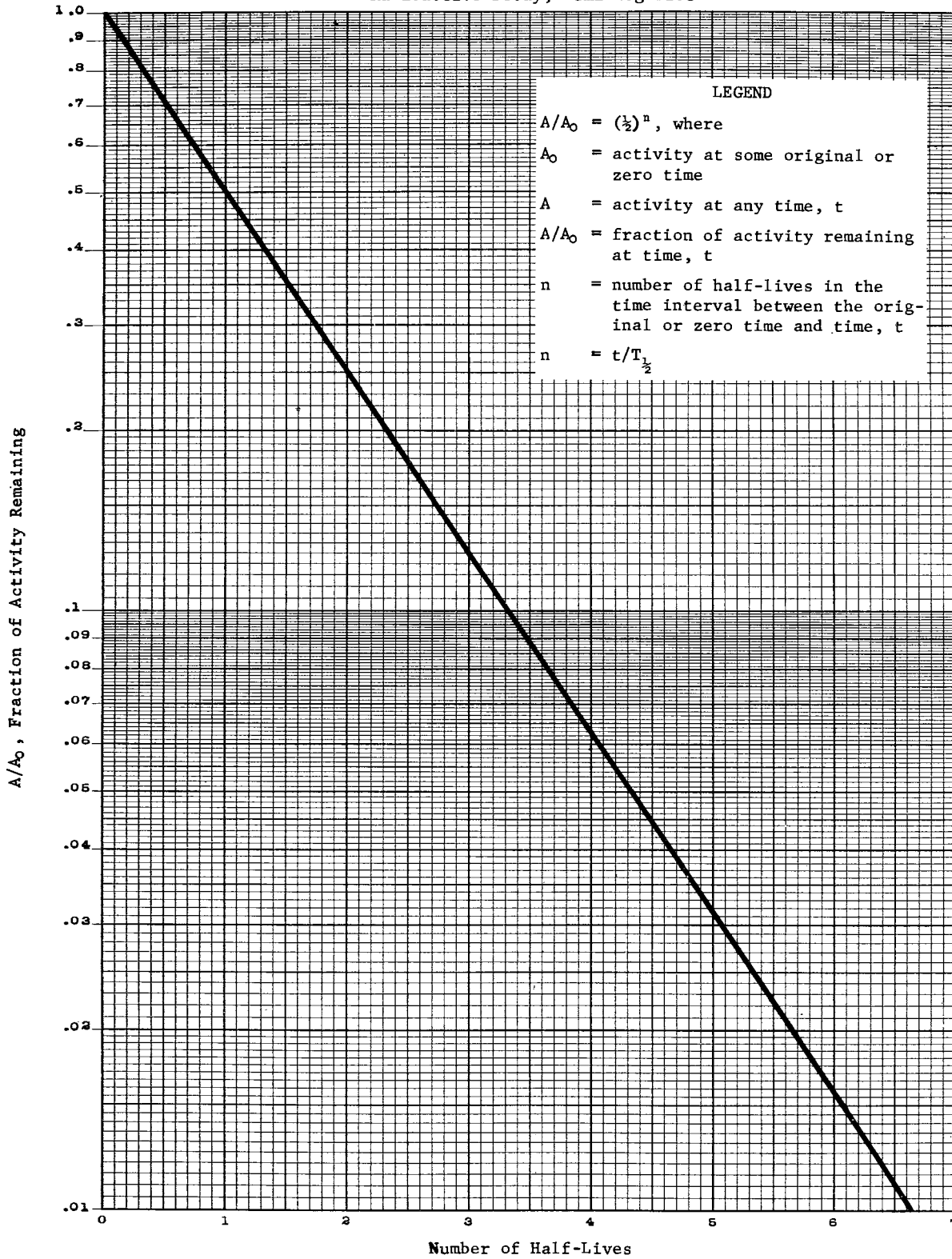
	.000	.001	.002	.003	.004	.005	.006	.007	.008	.009
.000	.00000	.99969	.99862	.99793	.99723	.99645	.99586	.99516	.99446	.99379
.010	.99309	.99238	.99172	.99103	.99034	.98966	.98898	.98828	.98759	.98693
.020	.98623	.98554	.98487	.98419	.98350	.98283	.98214	.98146	.98076	.98010
.030	.97942	.97874	.97807	.97740	.97671	.97603	.97517	.97446	.97399	.97333
.040	.97262	.97299	.97132	.97065	.96997	.96930	.96880	.96795	.96726	.96662
.050	.96594	.96527	.96461	.96393	.96326	.96260	.96190	.96125	.96058	.95994
.060	.95928	.95862	.95795	.95728	.95661	.95596	.95529	.95452	.95395	.95331
.070	.95264	.95199	.95133	.95067	.95000	.94936	.94870	.94800	.94738	.94673
.080	.94587	.94522	.94457	.94392	.94326	.94261	.94196	.94130	.94063	.94000
.090	.93926	.93888	.93833	.93759	.93693	.93628	.93564	.93499	.93434	.93370
.100	.93304	.93240	.93175	.93112	.93046	.92982	.92906	.92853	.92887	.92725
.110	.92660	.92596	.92532	.92468	.92403	.92340	.92276	.92216	.92152	.92085
.120	.92020	.91956	.91893	.91833	.91766	.91702	.91639	.91575	.91511	.91448
.130	.91339	.91321	.91265	.91196	.91132	.91069	.91008	.90939	.90841	.90817
.140	.90747	.90691	.90629	.90566	.90502	.90440	.90378	.90314	.90250	.90190
.150	.90127	.90064	.90002	.89931	.89840	.89816	.89754	.89690	.89627	.89566
.160	.89504	.89442	.89381	.89319	.89257	.89195	.89133	.89071	.89008	.88949
.170	.88888	.88825	.88763	.88702	.88650	.88579	.88518	.88456	.88393	.88334
.180	.88272	.88211	.88150	.88098	.88030	.87967	.87905	.87885	.87852	.87724
.190	.87663	.87602	.87542	.87481	.87420	.87320	.87300	.87216	.87178	.87118
.200	.87057	.86997	.86937	.86877	.86816	.86756	.86697	.86636	.86576	.86517
.210	.86456	.86396	.86337	.86277	.86217	.86157	.86082	.86037	.85978	.85919
.220	.85859	.85800	.85741	.85681	.85621	.85579	.85503	.85443	.85384	.85326
.230	.85266	.85207	.85148	.85097	.85030	.84975	.84914	.84853	.84794	.84736
.240	.84677	.84619	.84561	.84502	.84443	.84384	.84326	.84268	.84210	.84152
.250	.84092	.84034	.83976	.83918	.83860	.83802	.83744	.83685	.83628	.83570
.260	.83511	.83454	.83396	.83339	.83283	.83223	.83208	.83166	.83050	.82993
.270	.82935	.82875	.82820	.82763	.82705	.82648	.82591	.82533	.82476	.82419
.280	.82362	.82313	.82248	.82191	.82136	.82077	.82021	.81962	.81907	.81850
.290	.81792	.81736	.81681	.81624	.81567	.81511	.81454	.81397	.81341	.81300
.300	.81228	.81172	.81116	.81060	.81004	.80948	.80892	.80819	.80779	.80702
.310	.80667	.80609	.80556	.80500	.80444	.80489	.80333	.80277	.80222	.80166
.320	.80110	.80055	.80000	.79944	.79888	.79834	.79779	.79731	.79668	.79613
.330	.79557	.79502	.79447	.79392	.79337	.79282	.79227	.79172	.79118	.79063
.340	.79007	.78953	.78899	.78844	.78789	.78735	.78681	.78625	.78571	.78517
.350	.78462	.78408	.78354	.78300	.78245	.78191	.78137	.78082	.78028	.77974
.360	.77920	.77866	.77813	.77759	.77704	.77648	.77597	.77543	.77489	.77436
.370	.77383	.77329	.77275	.77222	.77168	.77115	.77062	.77007	.76953	.76901
.380	.76848	.76795	.76742	.76689	.76635	.76582	.76529	.76476	.76423	.76370
.390	.76317	.76272	.76212	.76159	.76106	.76053	.76001	.75948	.75895	.75843
.400	.75790	.75737	.75685	.75633	.75580	.75528	.75476	.75423	.75371	.75319
.410	.75266	.75215	.75163	.75111	.75058	.75006	.74955	.74902	.74856	.74799
.420	.74747	.74695	.74644	.74592	.74540	.74488	.74437	.74385	.74334	.74282
.430	.74231	.74179	.74128	.74077	.74025	.73974	.73923	.73871	.73820	.73762
.440	.73718	.73667	.73616	.73568	.73514	.73463	.73413	.73361	.73311	.73260
.450	.73208	.73258	.73108	.73057	.73006	.72956	.72958	.72854	.72804	.72754
.460	.72708	.72653	.72603	.72545	.72527	.72452	.72402	.72351	.72302	.72252
.470	.72201	.72151	.72102	.72052	.72001	.71952	.71902	.71852	.71802	.71753
.480	.71702	.71653	.71604	.71554	.71504	.71455	.71405	.71355	.71306	.71257
.490	.71207	.71158	.71109	.71060	.71010	.70961	.70912	.70863	.70814	.70765
.500	.70715	.70666	.70618	.70569	.70520	.70471	.70423	.70373	.70325	.70276

UNIVERSAL DECAY TABLE--Continued

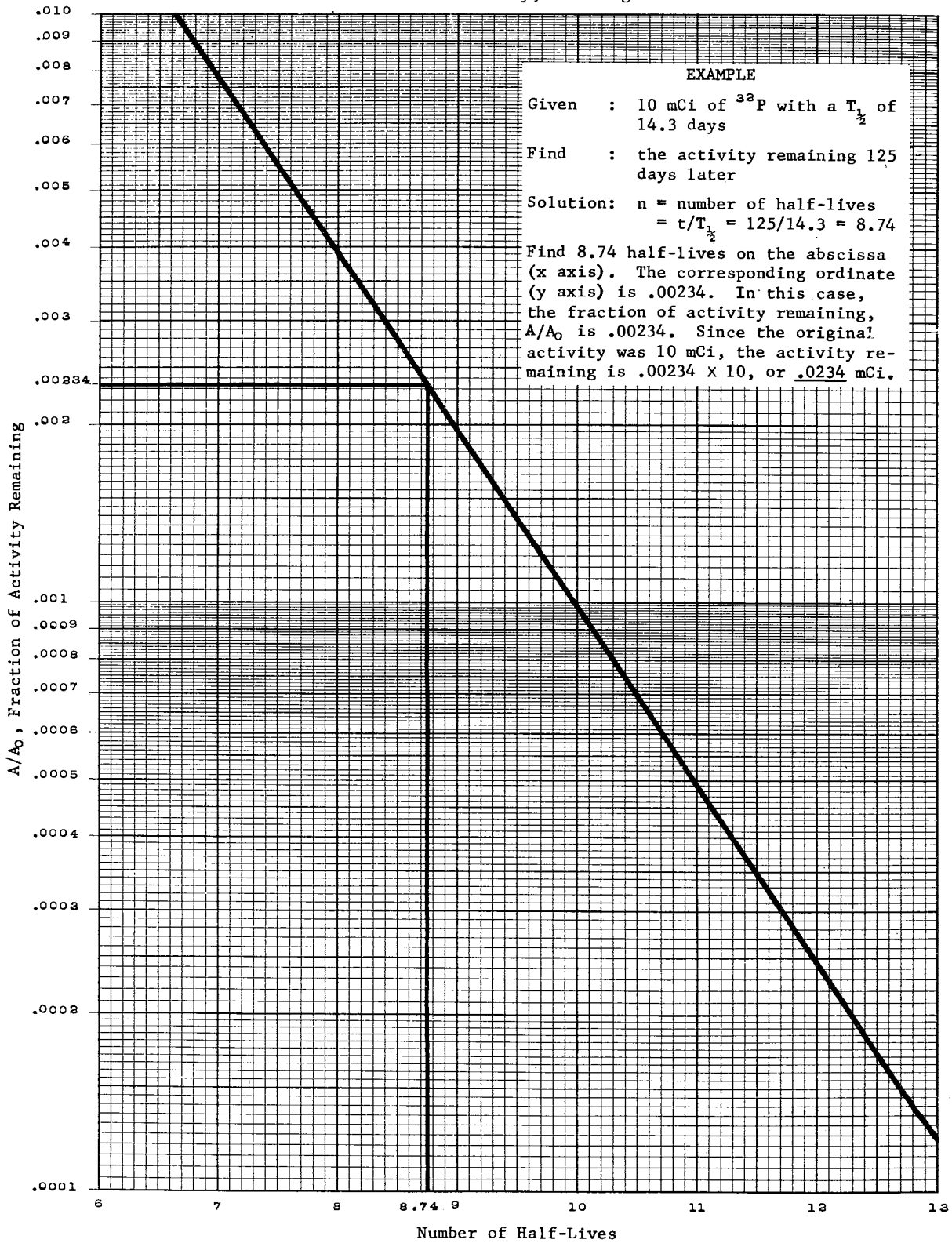
ACTIVITY REMAINING FOR $t/T_{1/2}$ FROM .001 TO 1.00

	.000	.001	.002	.003	.004	.005	.006	.007	.008	.009
.510	.70227	.70179	.70130	.70082	.70033	.69984	.69936	.69887	.69839	.69791
.520	.69742	.69694	.69646	.69598	.69549	.69501	.69453	.69404	.69356	.69309
.530	.69261	.69213	.69165	.69117	.69069	.69021	.68973	.68925	.68877	.68830
.540	.68796	.68735	.68687	.68640	.68593	.68545	.68497	.68450	.68395	.68348
.550	.68307	.68260	.68213	.68166	.68118	.68071	.68024	.67976	.67913	.67882
.560	.66835	.67782	.67742	.67695	.67646	.67601	.67554	.67507	.67461	.67414
.570	.67367	.67320	.67274	.67227	.67181	.67134	.67088	.67041	.66995	.66948
.580	.66902	.66856	.66810	.66764	.66718	.66671	.66624	.66578	.66532	.66486
.590	.66440	.66394	.66348	.66302	.66256	.66210	.66164	.66118	.66053	.66027
.600	.65981	.65935	.65890	.65846	.65798	.65753	.65707	.65661	.65616	.65571
.610	.65525	.65480	.65435	.65390	.65344	.65299	.65244	.65208	.65163	.65118
.620	.65073	.65028	.64983	.64938	.64892	.64848	.64803	.64758	.64713	.64669
.630	.64623	.64598	.64534	.64489	.64448	.64400	.64356	.64310	.64273	.64222
.640	.64178	.64133	.64089	.64044	.64000	.63955	.63911	.63886	.63822	.63778
.650	.63764	.63690	.63646	.63602	.63558	.63514	.63470	.63425	.63382	.63338
.660	.63293	.63250	.63206	.63163	.63118	.63075	.63032	.62987	.62944	.62900
.670	.62856	.62813	.62770	.62727	.62683	.62639	.62588	.62552	.62509	.62466
.680	.62422	.62379	.62336	.62293	.62250	.62207	.62164	.62120	.62077	.62035
.690	.61991	.61936	.61906	.61863	.61820	.61777	.61736	.61691	.61649	.61606
.700	.61563	.61520	.61478	.61436	.61393	.61350	.61308	.61265	.61223	.61181
.710	.61138	.61096	.61054	.61012	.60969	.60927	.60885	.60842	.60800	.60758
.720	.60716	.60674	.60632	.60572	.60548	.60506	.60464	.60422	.60380	.60339
.730	.60296	.60255	.60213	.60172	.60130	.60088	.60047	.60005	.59963	.59922
.740	.59880	.59838	.59797	.59756	.59717	.59673	.59632	.59590	.59549	.59508
.750	.59466	.59426	.59385	.59344	.59302	.59261	.59220	.59179	.59144	.59097
.760	.59053	.59015	.58974	.58934	.58892	.58852	.58811	.58770	.58730	.58690
.770	.58648	.58608	.58567	.58527	.58485	.58477	.58405	.58364	.58324	.58271
.780	.58243	.58202	.58163	.58122	.58082	.58042	.58002	.57961	.57921	.57910
.790	.57841	.57801	.57761	.57721	.57681	.57641	.57601	.57561	.57579	.57438
.800	.57441	.57402	.59362	.57317	.57282	.57243	.57204	.57163	.57124	.57085
.810	.57045	.57005	.56966	.56904	.56886	.56847	.56808	.56768	.56729	.56690
.820	.56645	.56611	.56572	.56533	.56494	.56455	.56416	.56377	.56338	.56299
.830	.56359	.56320	.56282	.56243	.56203	.56165	.56126	.56087	.56049	.56010
.840	.55899	.55832	.55794	.55755	.55716	.55678	.55640	.55601	.55562	.55524
.850	.55485	.55447	.55408	.55370	.55328	.55293	.55255	.55217	.55179	.55140
.860	.55102	.55064	.55026	.54988	.54950	.54912	.54874	.54841	.54797	.54760
.870	.54721	.54683	.54646	.54605	.54565	.54532	.54495	.54457	.54419	.54382
.880	.54344	.54306	.54269	.54231	.54193	.54156	.54118	.54081	.54043	.54006
.890	.53968	.53931	.53894	.53856	.53819	.53782	.53745	.53702	.53670	.53633
.900	.53595	.53558	.53538	.53485	.53447	.53410	.53373	.53336	.53299	.53262
.910	.53225	.53188	.53152	.53115	.53078	.53043	.53005	.52968	.52931	.52895
.920	.52858	.52821	.52785	.52748	.52711	.52675	.52638	.52600	.52566	.52529
.930	.52493	.52456	.52420	.52384	.52347	.52311	.52275	.52239	.52203	.52168
.940	.52130	.52094	.52058	.52022	.51986	.51950	.51916	.51898	.51842	.51806
.950	.51770	.51734	.51698	.51641	.51627	.51591	.51556	.51520	.51484	.51448
.960	.51402	.51377	.51342	.51306	.51270	.51235	.51200	.51164	.51129	.51093
.970	.51057	.51027	.50987	.50952	.50918	.50881	.50846	.50810	.50775	.50740
.980	.50715	.50670	.50635	.50600	.50570	.50530	.50495	.50460	.50426	.50390
.990	.50355	.50320	.50285	.50256	.50216	.50181	.50141	.50111	.50077	.50042
1.000	.50000	.49973	.49938	.49904	.49869	.49838	.49860	.49765	.49731	.49697

Radioactive Decay, Semi-Log Plot



Radioactive Decay, Semi-Log Plot



EXAMPLE
 Given : 10 mCi of ³²P with a T_{1/2} of 14.3 days
 Find : the activity remaining 125 days later
 Solution: n = number of half-lives = t/T_{1/2} = 125/14.3 = 8.74
 Find 8.74 half-lives on the abscissa (x axis). The corresponding ordinate (y axis) is .00234. In this case, the fraction of activity remaining, A/A₀ is .00234. Since the original activity was 10 mCi, the activity remaining is .00234 × 10, or .0234 mCi.

Thorium Series (4n)*

Nuclide	Historical name	Half-life	Major radiation energies (MeV) and intensities†		
			α	β	γ
$^{232}_{90}\text{Th}$	Thorium	1.41×10^{10} y	3.95 (24%) 4.01 (76%)	---	---
$^{228}_{88}\text{Ra}$	Mesothorium I	6.7y	---	0.055 (100%)	---
$^{228}_{89}\text{Ac}$	Mesothorium II	6.13h	---	1.18 (35%) 1.75 (12%) 2.09 (12%)	0.34c‡ (15%) 0.908 (25%) 0.96c (20%)
$^{228}_{90}\text{Th}$	Radiothorium	1.910y	5.34 (28%) 5.43 (71%)	---	0.084 (1.6%) 0.214 (0.3%)
$^{224}_{88}\text{Ra}$	Thorium X	3.64d	5.45 (6%) 5.68 (94%)	---	0.241 (3.7%)
$^{220}_{86}\text{Rn}$	Emanation Thoron (Tn)	55s	6.29 (100%)	---	0.55 (0.07%)
$^{216}_{84}\text{Po}$	Thorium A	0.15s	6.78 (100%)	---	---
$^{212}_{82}\text{Pb}$	Thorium B	10.64h	---	0.346 (81%) 0.586 (14%)	0.239 (47%) 0.300 (3.2%)
$^{212}_{83}\text{Bi}$	Thorium C	60.6m	6.05 (25%) 6.09 (10%)	1.55 (5%) 2.26 (55%)	0.040 (2%) 0.727 (7%) 1.620 (1.8%)
$^{212}_{84}\text{Po}$	Thorium C'	304ns	8.78 (100%)	---	---
$^{208}_{81}\text{Tl}$	Thorium C''	3.10m	---	1.28 (25%) 1.52 (21%) 1.80 (50%)	0.511 (23%) 0.583 (86%) 0.860 (12%)
$^{208}_{82}\text{Pb}$	Thorium D	Stable	---	---	2.614 (100%) ---

*This expression describes the mass number of any member in this series, where n is an integer.
 Example: $^{232}_{90}\text{Th}$ (4n).....4(58) = 232
 †Intensities refer to percentage of disintegrations of the nuclide itself, not to original parent of series.
 ‡Complex energy peak which would be incompletely resolved by instruments of moderately low resolving power such as scintillators.
 Data taken from: Lederer, C. M., Hollander, J. M., and Perlman, I., Table of Isotopes (6th ed.; New York: John Wiley & Sons, Inc., 1967) and Hogan, O. H., Zigman, P. E., and Mackin, J. L., Beta Spectra (USNRDL-TR-802 [Washington, D.C.: U.S. Atomic Energy Commission, 1964]).

Neptunium Series (4n + 1)*

Nuclide	Element name	Half-life	Major radiation energies (MeV) and intensities†		
			α	β	γ
$^{241}_{94}\text{Pu}$ 	Plutonium	13.2y	4.85 (0.0003%) 4.90 (0.0019%)	0.021 (~100%)	0.145 (.00016%)
	Americium	458y	5.44 (13%) 5.49 (85%)	---	0.060 (36%) 0.101c‡ (0.04%)
$^{237}_{92}\text{U}$ 	Uranium	6.75d	---	0.248 (96%)	0.060 (36%) 0.208 (23%)
	Neptunium	2.14x10 ⁶ y	4.65c (12%) 4.78c (75%)	---	0.030 (14%) 0.086 (14%) 0.145 (1%)
$^{233}_{91}\text{Pa}$ 	Protactinium	27.0d	---	0.145 (37%) 0.257 (58%) 0.568 (5%)	0.31c (44%)
	Uranium	1.62x10 ⁵ y	4.78 (15%) 4.82 (83%)	---	0.042 (?) 0.097 (?)
$^{229}_{90}\text{Th}$ 	Thorium	7340y	4.84 (58%) 4.90 (11%) 5.05 (7%)	---	0.137c (~3%) 0.20c (~10%)
	Radium	14.8d	---	0.32 (100%)	0.040 (33%)
$^{225}_{89}\text{Ac}$ 	Actinium	10.0d	5.73c (10%) 5.79 (28%) 5.83 (54%)	---	0.099 (?) 0.150 (?) 0.187 (?)
	Francium	4.8m	6.12 (15%) 6.34 (82%)	---	0.218 (14%)
$^{217}_{85}\text{At}$ 	Astatine	0.032s	7.07 (~100%)	---	---
	Bismuth	47m	5.87 (~2.2%)	1.39 (~97.8%)	0.437 (?)
$^{213}_{83}\text{Bi}$ 	Polonium	4.2μs	8.38 (~100%)	---	---
	Thallium	2.2m	---	1.99 (100%)	0.12 (50%) 0.45 (100%) 1.56 (100%)
$^{209}_{82}\text{Pb}$ 	Lead	3.30h	---	0.637 (100%)	---
	Bismuth	Stable (>2x10 ¹⁸ y)	---	---	---

*This expression describes the mass number of any member in this series, where n is an integer.

Example: $^{229}_{90}\text{Th}$ (4n + 1).....4(57) + 1 = 229

The (4n + 1) series is included here for completion. It is not found as a naturally-occurring series.

†Intensities refer to percentage of disintegrations of the nuclide itself, not to original parent of series.

‡Complex energy peak which would be incompletely resolved by instruments of moderately low resolving power such as scintillators.

Data taken from: Table of Isotopes and USNRDL-TR-802.

Uranium Series (4n + 2)*

Nuclide	Historical name	Half-life	Major radiation energies (MeV) and intensities†		
			α	β	γ
$^{238}_{92}\text{U}$	Uranium I	4.51×10^9 y	4.15 (25%) 4.20 (75%)	---	---
$^{234}_{90}\text{Th}$	Uranium X ₁	24.1d	---	0.103 (21%) 0.193 (79%)	0.063c‡ (3.5%) 0.093c (4%)
$^{234}_{91}\text{Pa}^m$	Uranium X ₂	1.17m	---	2.29 (98%)	0.765 (0.30%) 1.001 (0.60%)
$^{234}_{91}\text{Pa}$ (99.87% from $^{234}_{91}\text{Pa}^m$) $^{234}_{91}\text{Pa}$ (0.13% from $^{234}_{91}\text{Pa}^m$)	Uranium Z	6.75h	---	0.53 (66%) 1.13 (13%)	0.100 (50%) 0.70 (24%) 0.90 (70%)
$^{234}_{92}\text{U}$	Uranium II	2.47×10^5 y	4.72 (28%) 4.77 (72%)	---	0.053 (0.2%)
$^{230}_{90}\text{Th}$	Ionium	8.0×10^4 y	4.62 (24%) 4.68 (76%)	---	0.068 (0.6%) 0.142 (0.07%)
$^{226}_{88}\text{Ra}$	Radium	1602y	4.60 (6%) 4.78 (95%)	---	0.186 (4%)
$^{222}_{86}\text{Rn}$	Emanation Radon (Rn)	3.823d	5.49 (100%)	---	0.510 (0.07%)
$^{218}_{84}\text{Po}$	Radium A	3.05m	6.00 (~100%)	0.33 (~0.019%)	---
$^{218}_{82}\text{Pb}$ (99.98% from $^{218}_{84}\text{Po}$) $^{218}_{82}\text{Pb}$ (0.02% from $^{218}_{84}\text{Po}$)	Radium B	26.8m	---	0.65 (50%) 0.71 (40%) 0.98 (6%)	0.295 (19%) 0.352 (36%)
$^{218}_{85}\text{At}$	Astatine	~2s	6.65 (6%) 6.70 (94%)	? (~0.1%)	---
$^{214}_{83}\text{Bi}$	Radium C	19.7m	5.45 (0.012%) 5.51 (0.008%)	1.0 (23%) 1.51 (40%) 3.26 (19%)	0.609 (47%) 1.120 (17%) 1.764 (17%)
$^{214}_{84}\text{Po}$ (99.98% from $^{214}_{83}\text{Bi}$) $^{214}_{84}\text{Po}$ (0.02% from $^{214}_{83}\text{Bi}$)	Radium C'	164μs	7.69 (100%)	---	0.799 (0.014%)
$^{210}_{81}\text{Tl}$	Radium C''	1.3m	---	1.3 (25%) 1.9 (56%) 2.3 (19%)	0.296 (80%) 0.795 (100%) 1.31 (21%)
$^{210}_{82}\text{Pb}$	Radium D	21y	3.72 (.000002%)	0.016 (85%) 0.061 (15%)	0.047 (4%)
$^{210}_{83}\text{Bi}$	Radium E	5.01d	4.65 (.00007%) 4.69 (.00005%)	1.161 (~100%)	---
$^{210}_{84}\text{Po}$ (~100% from $^{210}_{83}\text{Bi}$) $^{210}_{84}\text{Po}$ (.00013% from $^{210}_{83}\text{Bi}$)	Radium F	138.4d	5.305 (100%)	---	0.803 (0.0011%)
$^{206}_{81}\text{Tl}$	Radium E''	4.19m	---	1.571 (100%)	---
$^{206}_{82}\text{Pb}$	Radium G	Stable	---	---	---

*This expression describes the mass number of any member in this series, where n is an integer.

Example: $^{206}_{82}\text{Pb}$ (4n + 2).....4(51) + 2 = 206

†Intensities refer to percentage of disintegrations of the nuclide itself, not to original parent of series.

‡Complex energy peak which would be incompletely resolved by instruments of moderately low resolving power such as scintillators.

Actinium Series (4n + 3)*

Nuclide	Historical name	Half-life	Major radiation energies (MeV) and intensities†			
			α		β	
$^{235}_{92}\text{U}$	Actinouranium	$7.1 \times 10^8 \text{y}$	4.37 (18%) 4.40 (57%) 4.58c‡ (8%)	---	0.143 (11%) 0.185 (54%) 0.204 (5%)	
$^{231}_{90}\text{Th}$	Uranium Y	25.5h	---	0.140 (45%) 0.220 (15%) 0.305 (40%)	0.026 (2%) 0.084c (10%)	
$^{231}_{91}\text{Pa}$	Protoactinium	$3.25 \times 10^4 \text{y}$	4.95 (22%) 5.01 (24%) 5.02 (23%)	---	0.027 (6%) 0.29c (6%)	
$^{227}_{89}\text{Ac}$	Actinium	21.6y	4.86c (0.18%) 4.95c (1.2%)	0.043 (~99%)	0.070 (0.08%)	
$^{227}_{90}\text{Th}$	Radioactinium	18.2d	5.76 (21%) 5.98 (24%) 6.04 (23%)	---	0.050 (8%) 0.237c (15%) 0.31c (8%)	
$^{223}_{87}\text{Fr}$	Actinium K	22m	5.44 (~0.005%)	1.15 (~100%)	0.050 (40%) 0.080 (13%) 0.234 (4%)	
$^{223}_{88}\text{Ra}$	Actinium X	11.43d	5.61 (26%) 5.71 (54%) 5.75 (9%)	---	0.149c (10%) 0.270 (10%) 0.33c (6%)	
$^{219}_{86}\text{Rn}$	Emanation Actinon (An)	4.0s	6.42 (8%) 6.55 (11%) 6.82 (81%)	---	0.272 (9%) 0.401 (5%)	
$^{215}_{84}\text{Po}$	Actinium A	1.78ms	7.38 (~100%)	0.74 (~0.00023%)	---	
$^{211}_{82}\text{Pb}$	Actinium B	36.1m	---	0.29 (1.4%) 0.56 (9.4%) 1.39 (87.5%)	0.405 (3.4%) 0.427 (1.8%) 0.832 (3.4%)	
$^{215}_{85}\text{At}$	Astatine	~0.1ms	8.01 (~100%)	---	---	
$^{211}_{83}\text{Bi}$	Actinium C	2.15m	6.28 (16%) 6.62 (84%)	0.60 (0.28%)	0.351 (14%)	
$^{211}_{84}\text{Po}$	Actinium C'	0.52s	7.45 (99%)	---	0.570 (0.5%) 0.90 (0.5%)	
$^{207}_{81}\text{Tl}$	Actinium C''	4.79m	---	1.44 (99.8%)	0.897 (0.16%)	
$^{207}_{82}\text{Pb}$	Actinium D	Stable	---	---	---	

*This expression describes the mass number of any member in this series, where n is an integer.

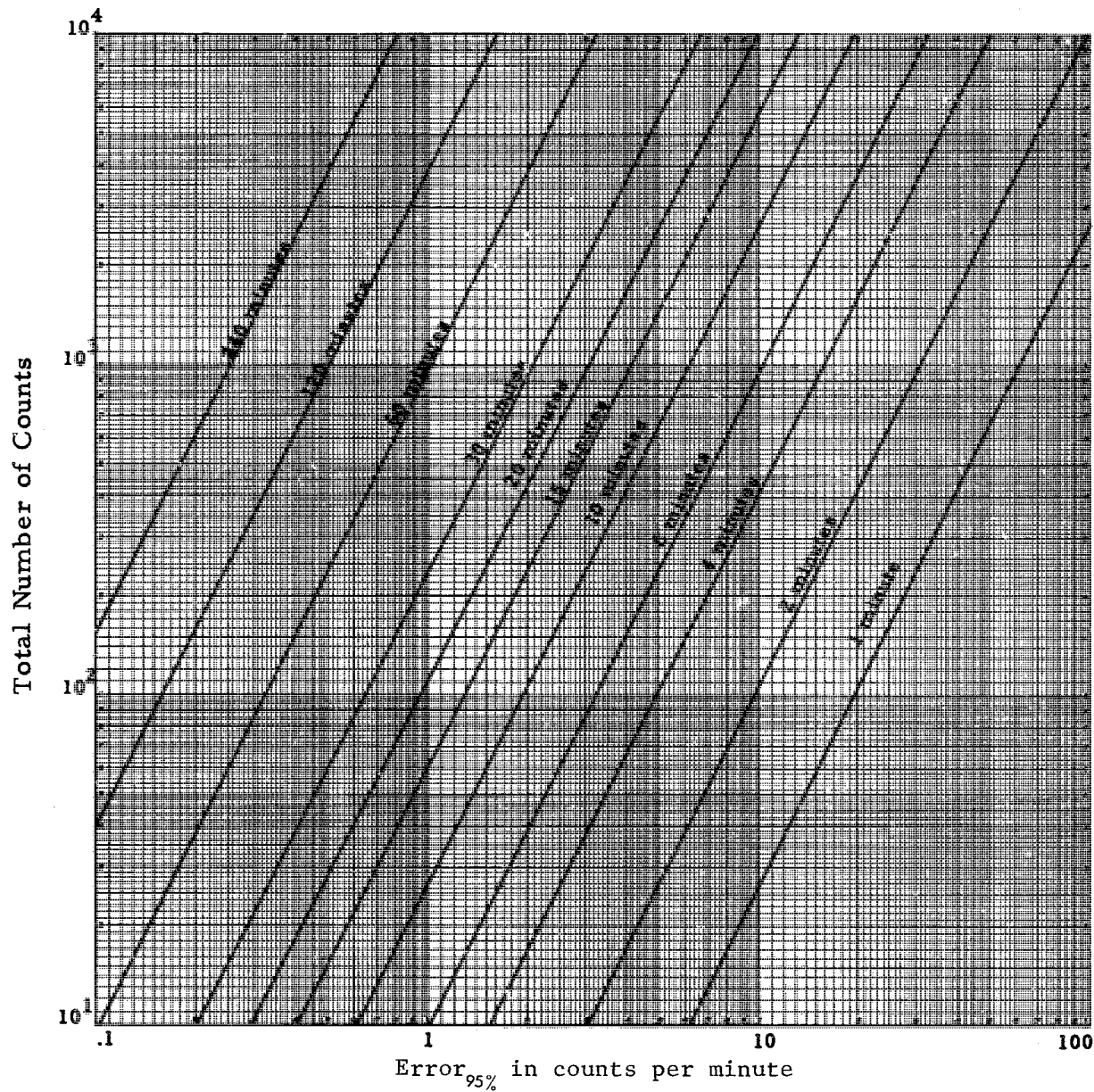
Example: $^{207}_{82}\text{Pb}$ (4n + 3).....4(51) + 3 = 207

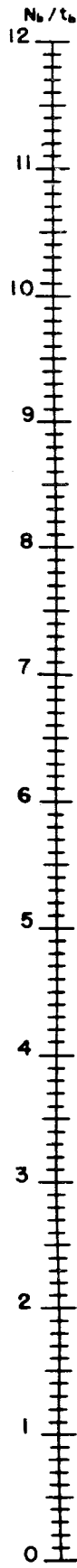
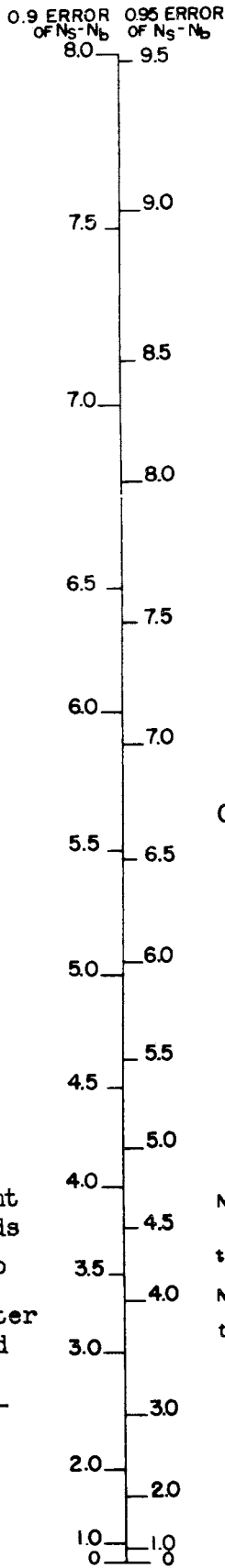
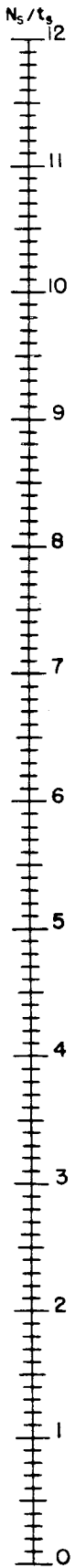
†Intensities refer to percentage of disintegrations of the nuclide itself, not to original parent of series.

‡Complex energy peak which would be incompletely resolved by instruments of moderately low resolving power such as scintillators.

Data taken from: Table of Isotopes and USNRDL-TR-802.

ERROR IN COUNTS PER MINUTE AS A FUNCTION OF TOTAL COUNT AND LENGTH OF COUNT. (95% CONFIDENCE LEVEL)





INSTRUCTIONS FOR USE

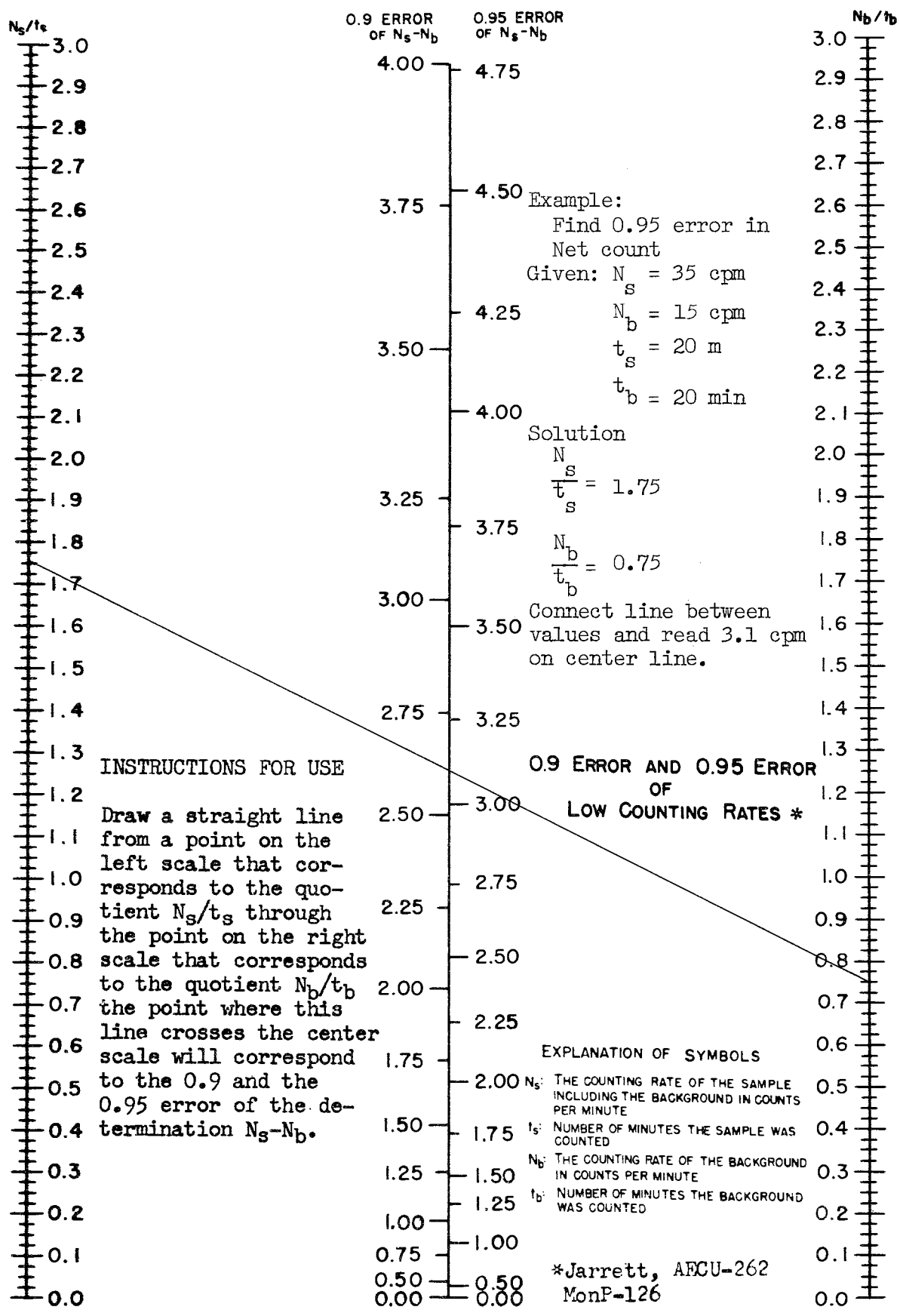
Draw a straight line from a point on the left scale that corresponds to the quotient N_s/t_s through the point on the right scale that corresponds to the quotient N_b/t_b the point where this line crosses the center scale will correspond to the 0.9 and the 0.95 error of the determination $N_s - N_b$.

0.9 ERROR AND 0.95 ERROR OF LOW COUNTING RATES *

EXPLANATION OF SYMBOLS

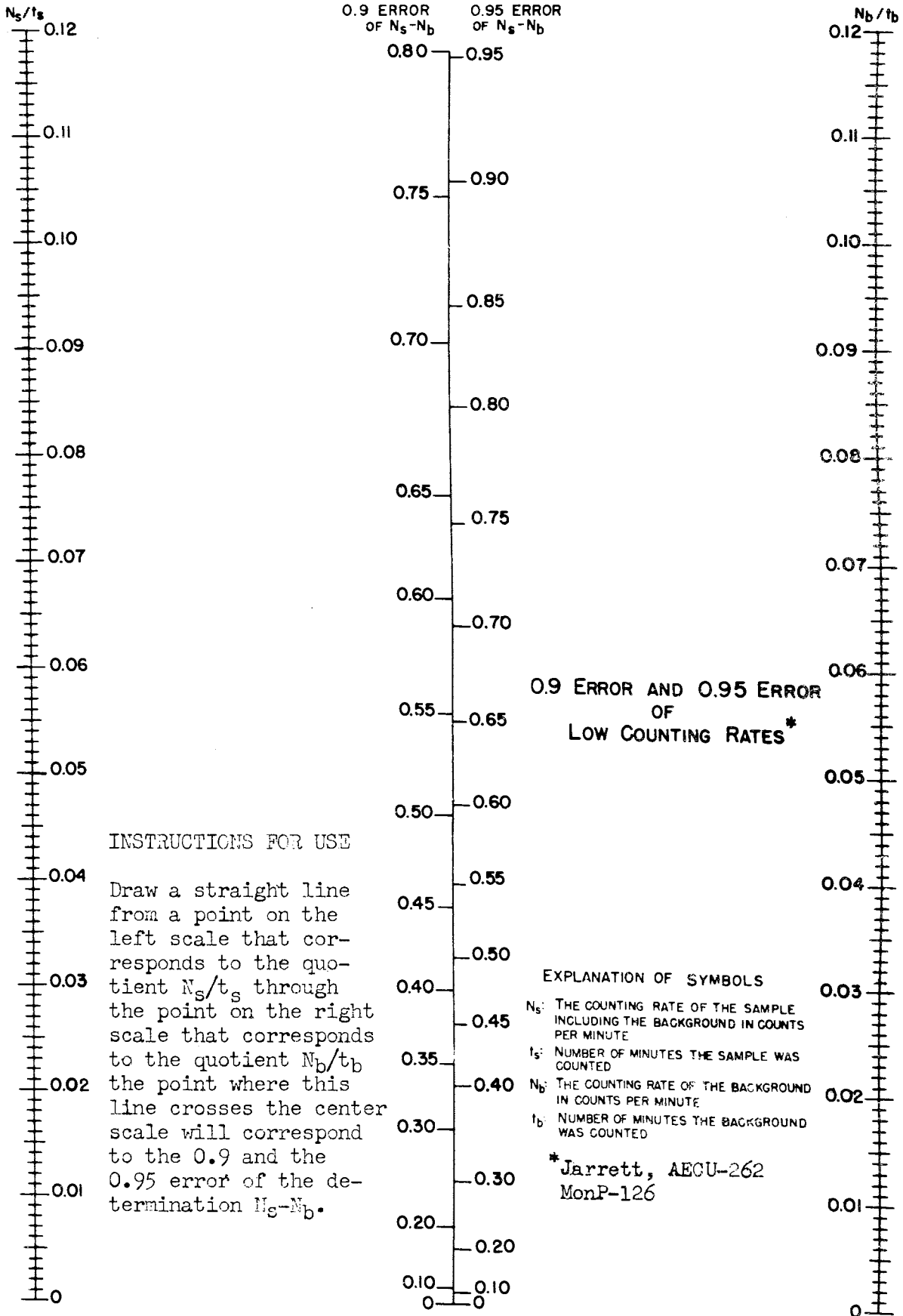
- N_s : THE COUNTING RATE OF THE SAMPLE INCLUDING THE BACKGROUND IN COUNTS PER MINUTE
- t_s : NUMBER OF MINUTES THE SAMPLE WAS COUNTED
- N_b : THE COUNTING RATE OF THE BACKGROUND IN COUNTS PER MINUTE
- t_b : NUMBER OF MINUTES THE BACKGROUND WAS COUNTED

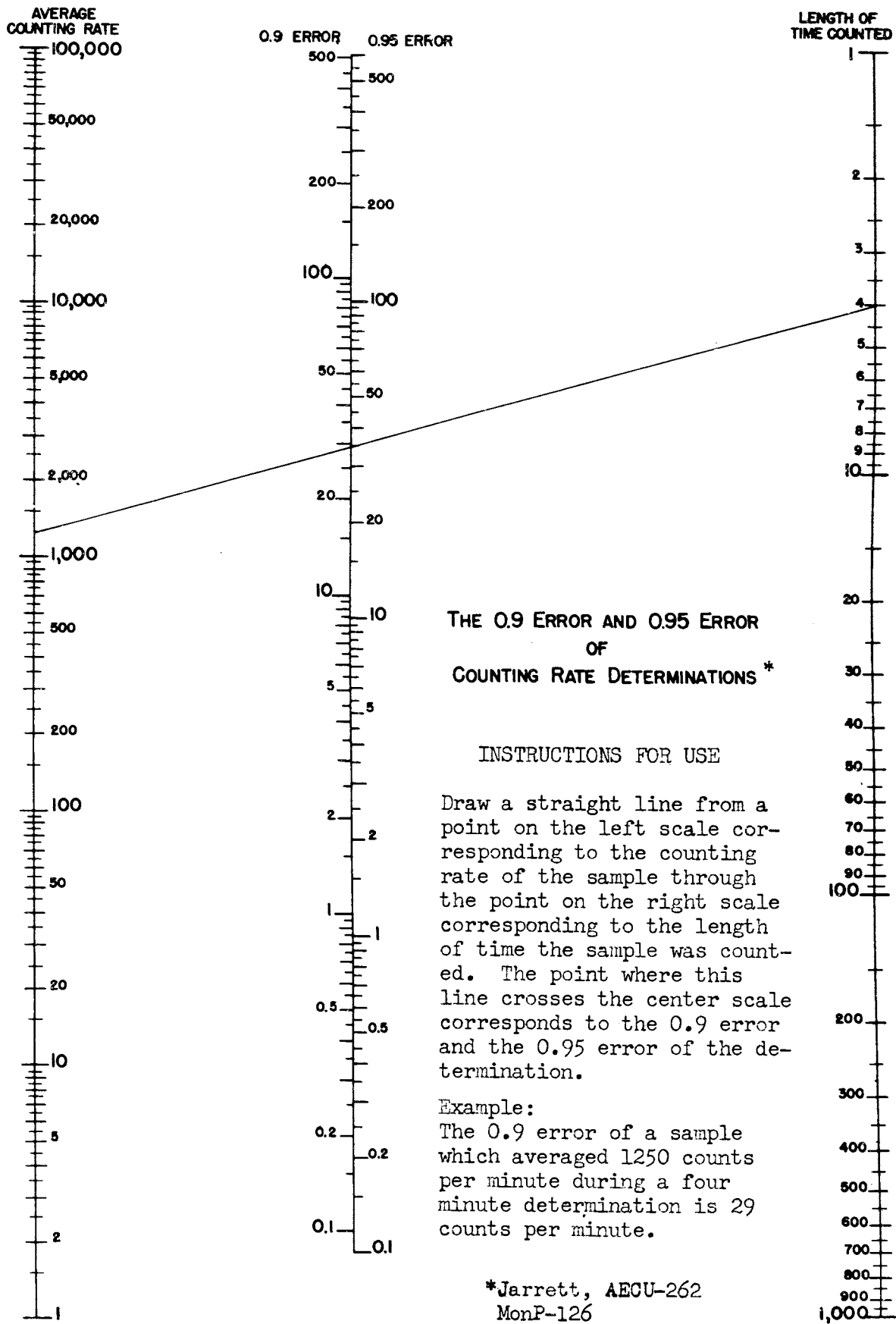
*Jarrett, AECU-262
MonP-126

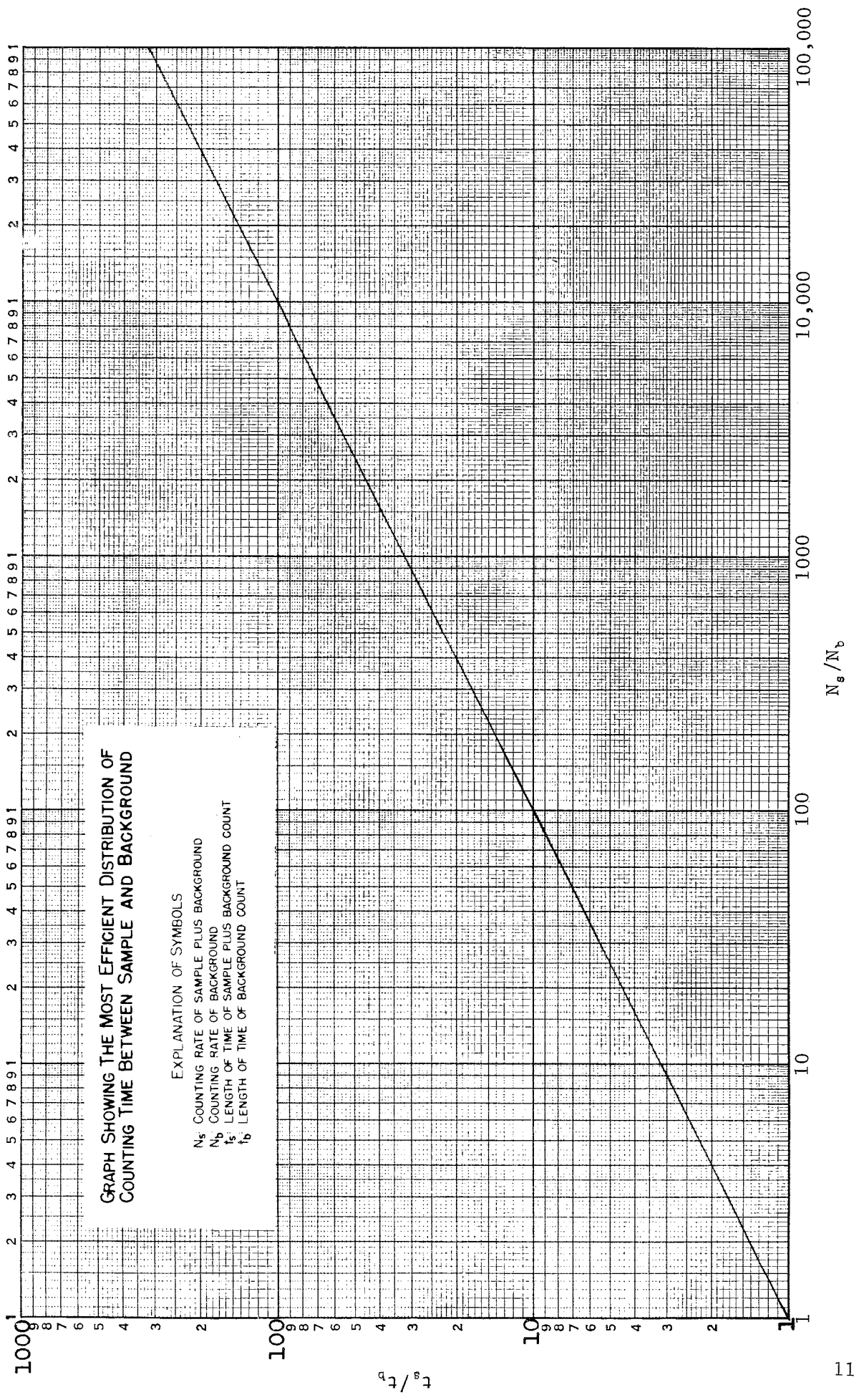


INSTRUCTIONS FOR USE

Draw a straight line from a point on the left scale that corresponds to the quotient N_s/t_s through the point on the right scale that corresponds to the quotient N_b/t_b the point where this line crosses the center scale will correspond to the 0.9 and the 0.95 error of the determination $N_s - N_b$.





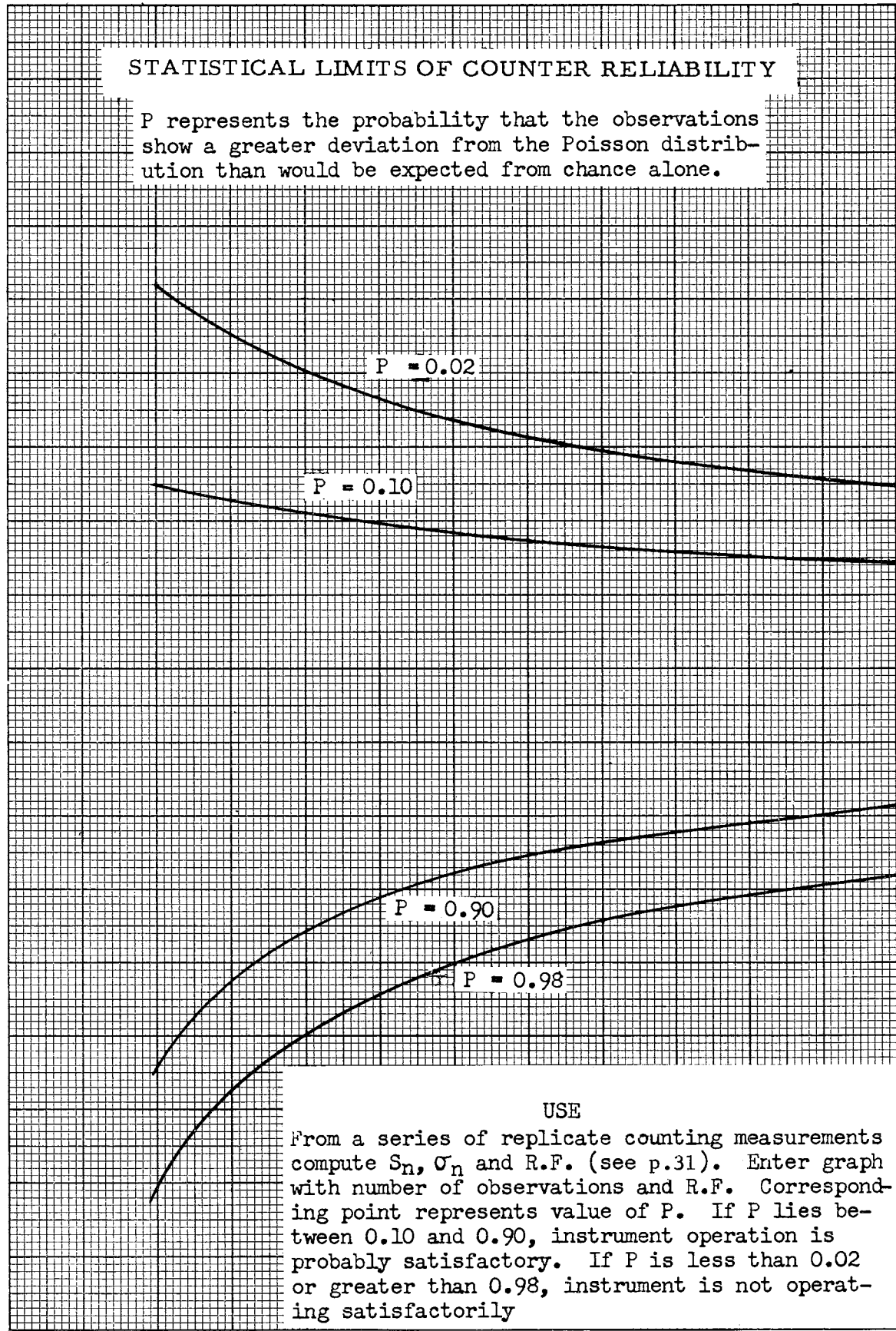


STATISTICAL LIMITS OF COUNTER RELIABILITY

P represents the probability that the observations show a greater deviation from the Poisson distribution than would be expected from chance alone.

$$R.F. = \frac{S}{\sigma} = \frac{\text{Observed Standard Deviation}}{\text{Theoretical Standard Deviation}}$$

1.7
1.6
1.5
1.4
1.3
1.2
1.1
1.0
0.9
0.8
0.7
0.6
0.5
0.4
0.3
0.2
0.1




USE

From a series of replicate counting measurements compute S_n , σ_n and R.F. (see p.31). Enter graph with number of observations and R.F. Corresponding point represents value of P. If P lies between 0.10 and 0.90, instrument operation is probably satisfactory. If P is less than 0.02 or greater than 0.98, instrument is not operating satisfactorily

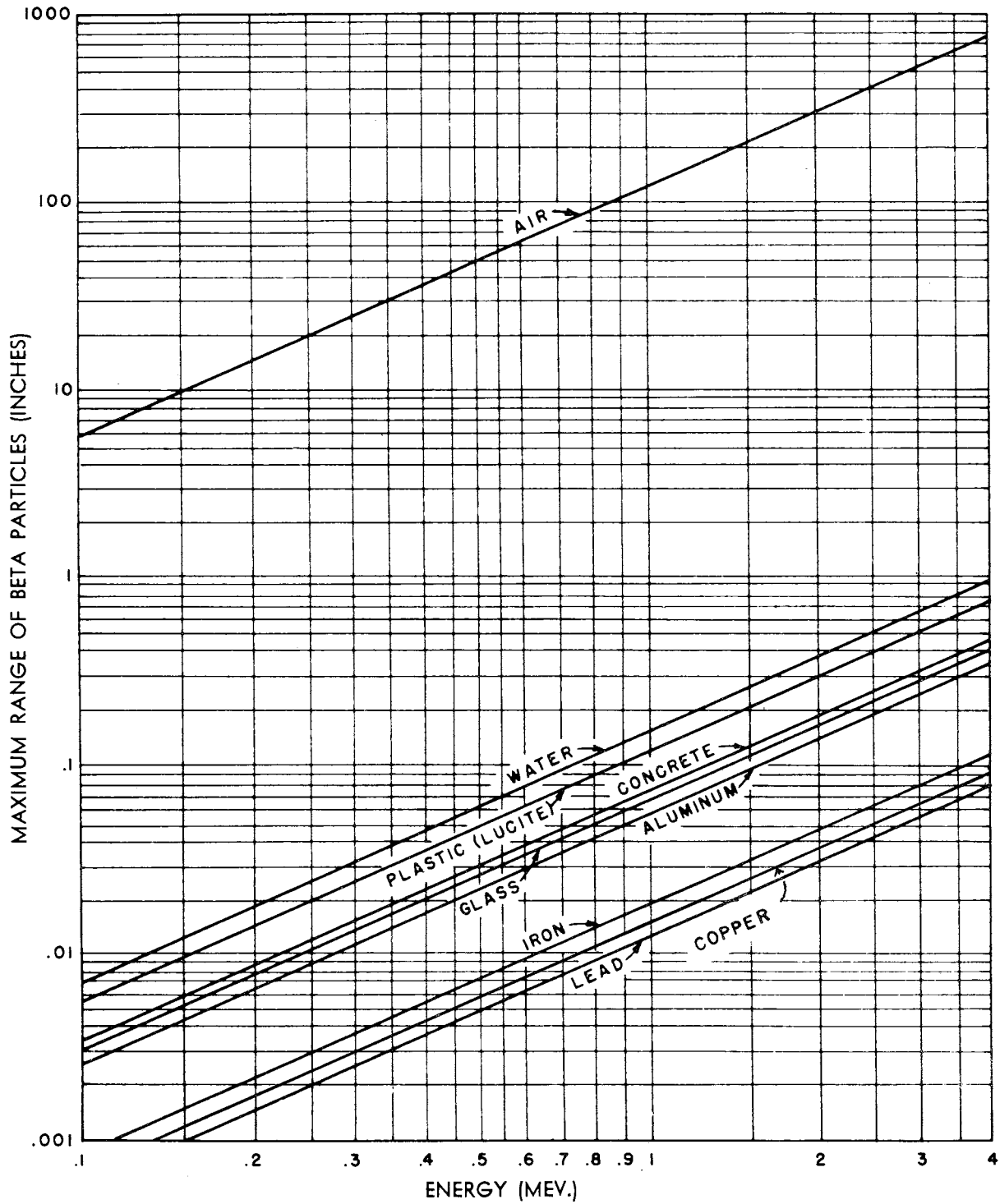
0 5 10 15 20 25 30

Number of observations



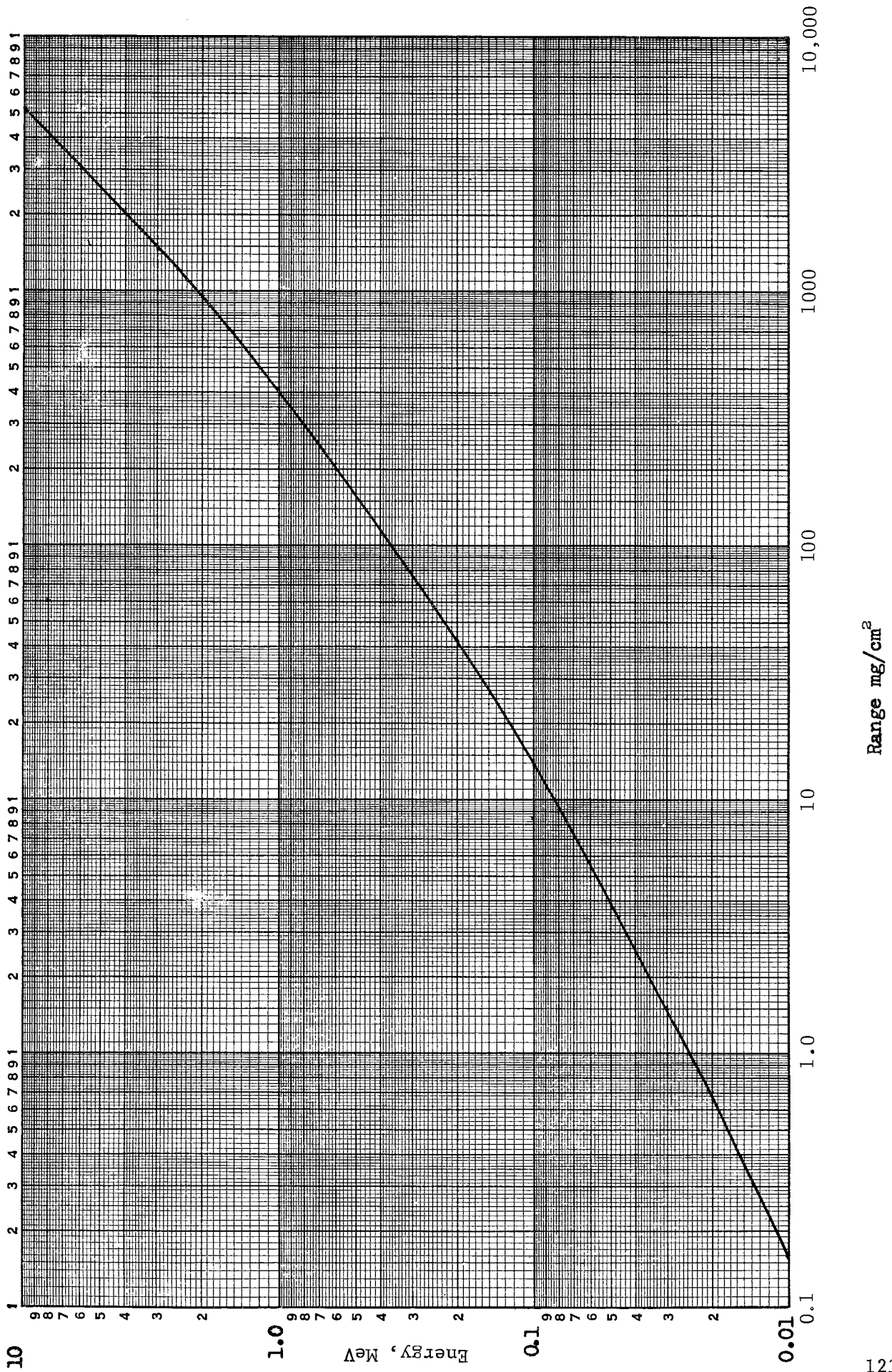
EVENTS LOST, COUNTS PER SECOND

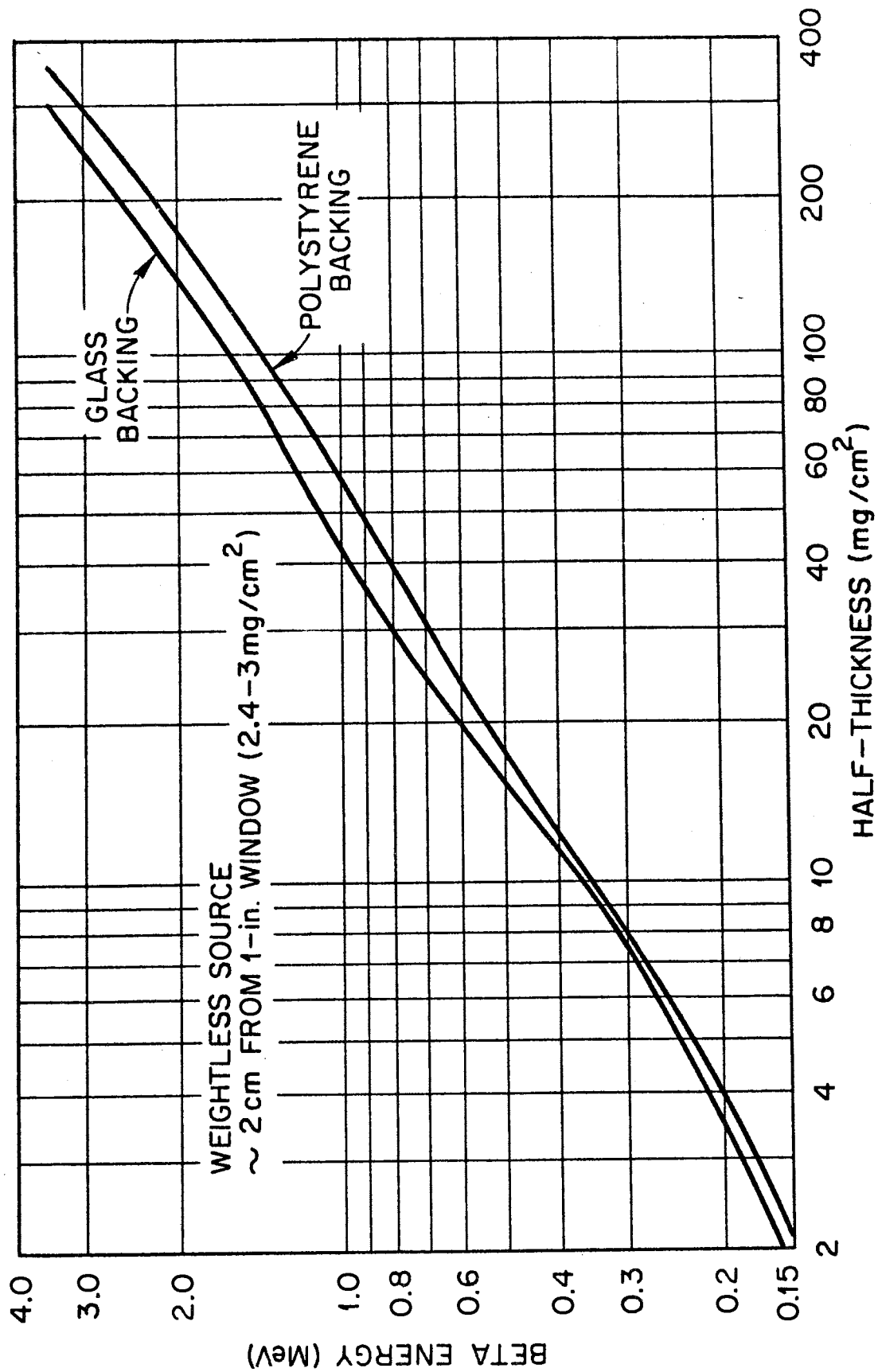
PENETRATION ABILITY OF BETA RADIATION



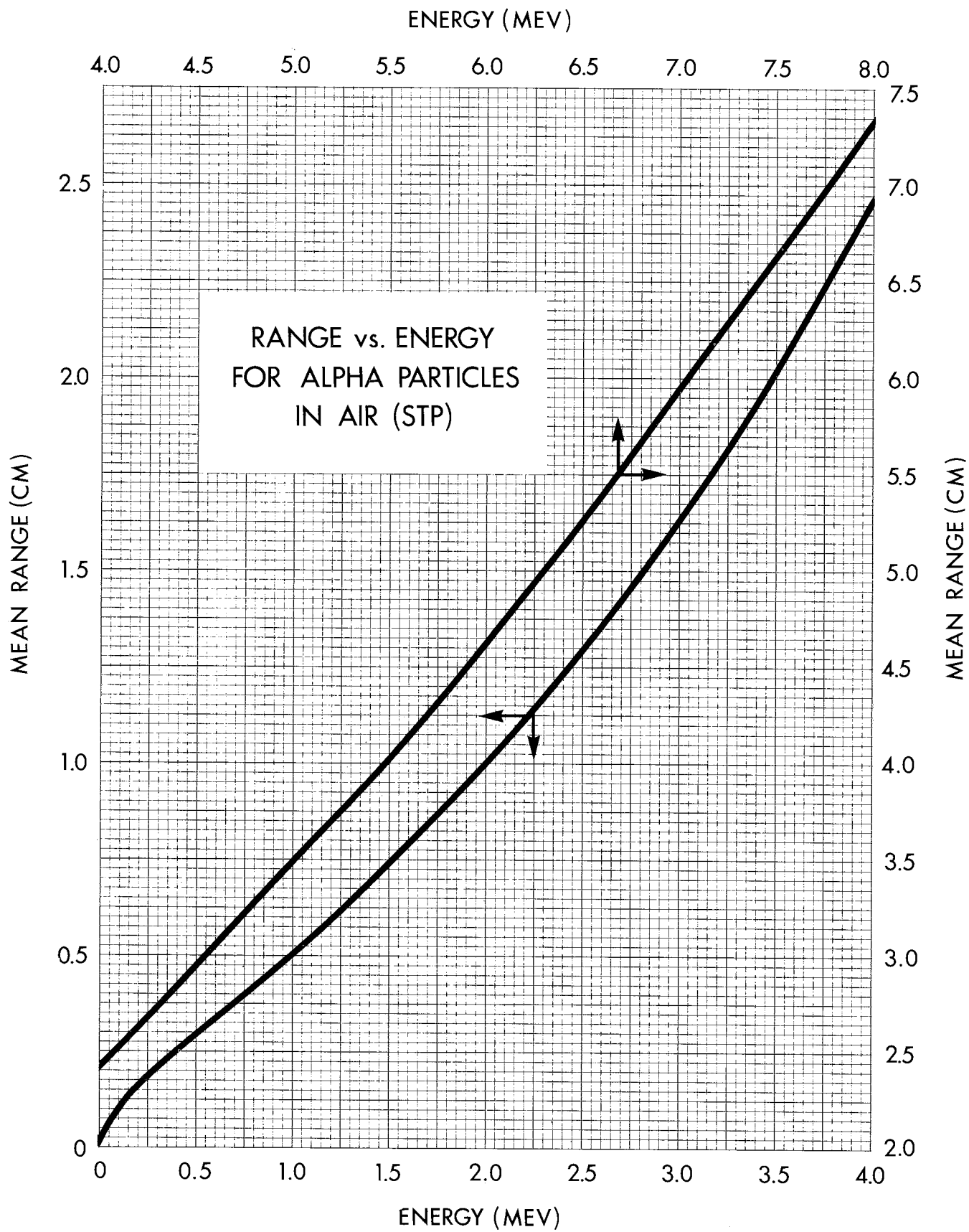
The maximum range of beta particles as a function of energy in the various materials indicated. (From SRI Report No. 361, "The Industrial Uses of Radioactive Fission Products". With permission of the Stanford Research Institute and the U. S. Atomic Energy Commission.)

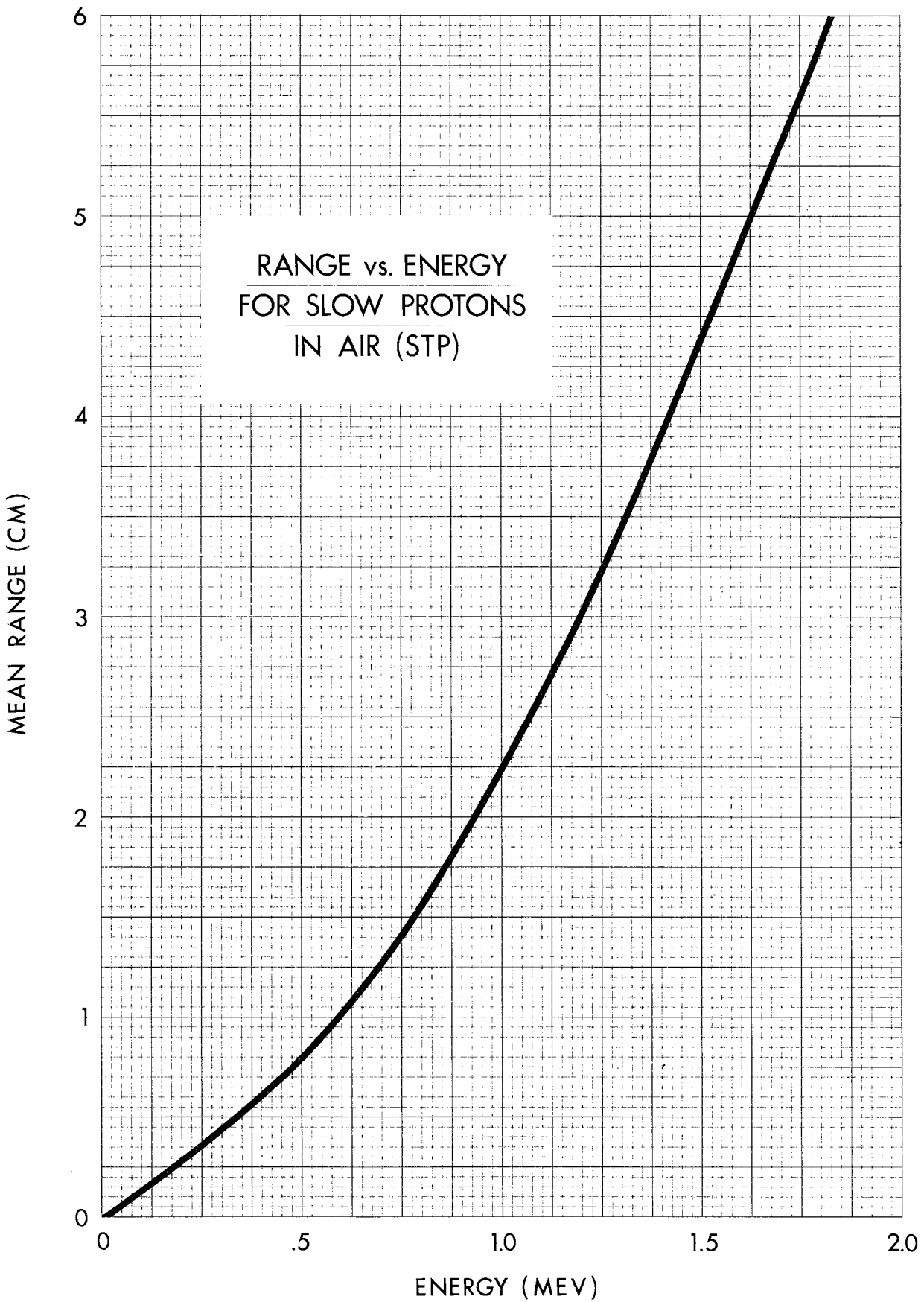
BETA PARTICLE
RANGE ENERGY CURVE





Beta Radiation Initial Half-Thickness in Aluminum vs. Maximum Energy



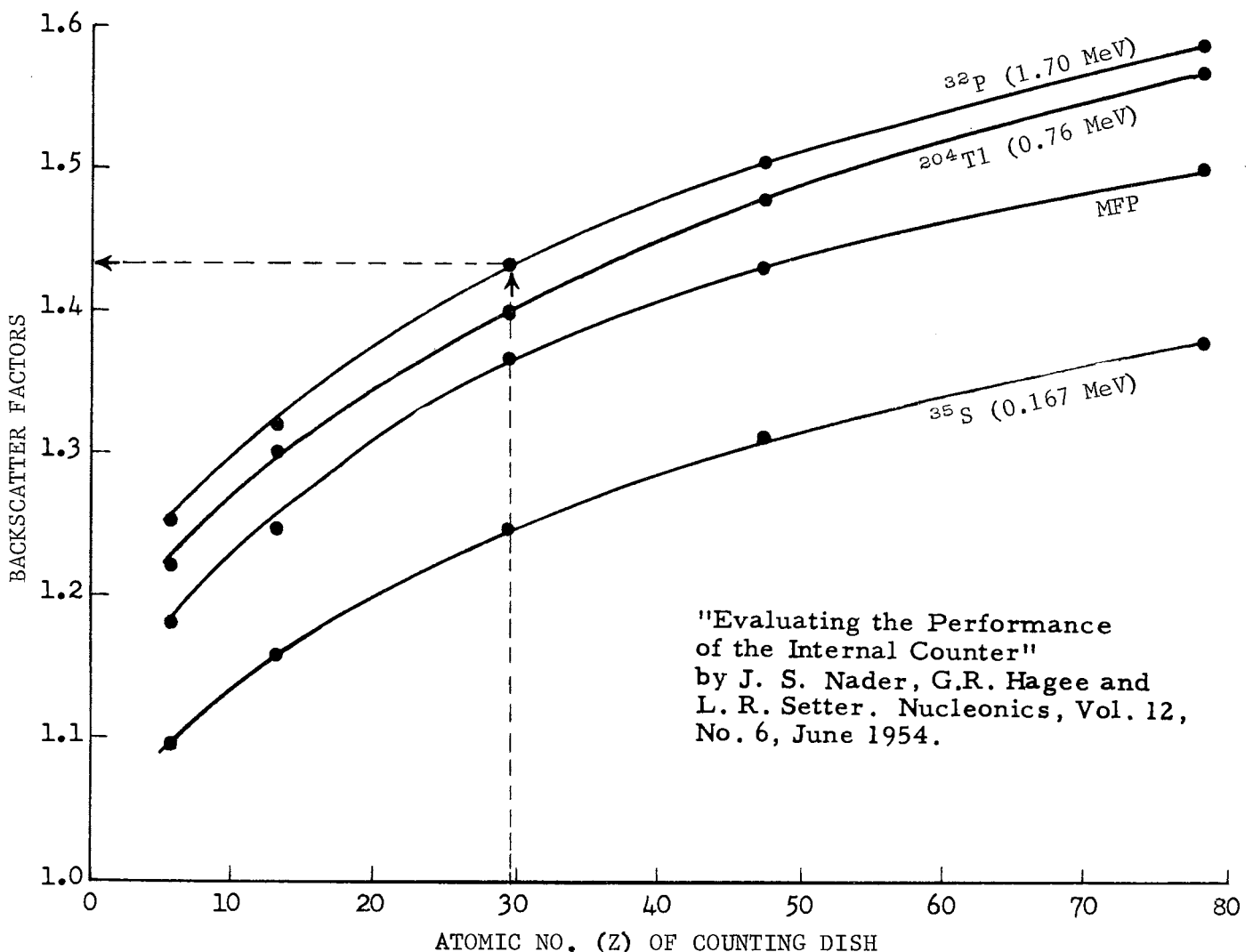


DETERMINING COUNTING EFFICIENCY FOR INTERNAL PROPORTIONAL COUNTERS

Since internal proportional counters do not detect all beta rays emitted by a sample, it is necessary to divide the net counting rate by an appropriate efficiency correction decimal to determine the total beta emission. This efficiency (E), is the product of three factors--geometry (G), backscatter (B), and self-absorption, generally expressed in terms of a transmission factor (T): $E = G \times B \times T$.

GEOMETRY FACTOR (G)—Not all radiation from a sample is emitted in the direction of the detector. The geometry factor accounts for the fraction emitted in the proper direction. For internal proportional counters with hemispherical chambers, this factor is 0.50.

BACKSCATTER FACTOR (B)—The backscattering of beta rays is a function of their energy and the atomic number (Z) of the counting dish. The following curves may be conveniently used for estimating this factor. To illustrate their use, consider a ^{32}P sample in a copper counting dish ($Z = 29$). From the appropriate value on the abscissa, draw a vertical line until it intersects the curve for ^{32}P . A horizontal line projected from the point of intersection to the ordinate reveals the resultant factor to be about 1.43.

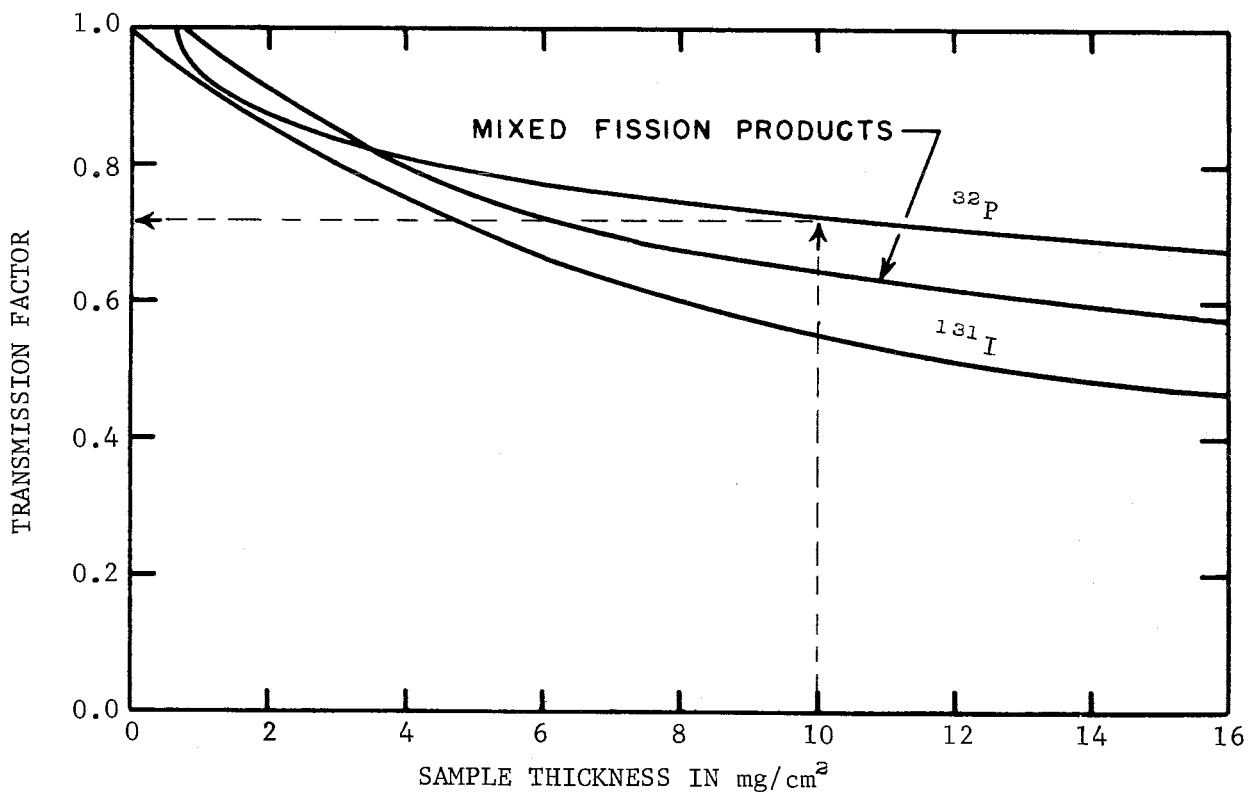


SELF-ABSORPTION OR TRANSMISSION FACTOR (T)—A fraction of the beta particles emitted by a sample may be absorbed within the sample itself. This loss, which increases with sample thickness, is known as self-absorption. For counting purposes, it may be conveniently expressed in terms of a transmission factor, the fraction of the emitted beta particles not absorbed within a sample.

The transmission factor (T) may be estimated using the curves given below. If, for example, a sample containing ^{32}P weighs 200 milligrams and is evenly distributed on a 2-inch diameter dish, then the average sample thickness can be calculated to be 10 mg/cm^2 . To estimate the factor, draw a vertical line from the appropriate value on the abscissa until it intersects the curve for ^{32}P . A horizontal line projected from the point of intersection to the ordinate reveals the resultant factor to be about 0.73.

OVERALL COUNTING EFFICIENCY (E)—The efficiency correction decimal fraction for the previous example, in which a sample containing ^{32}P was counted, would be: $E = 0.50 \times 1.43 \times 0.73 = 0.52$.

If the net sample counting rate was 1,000 counts per minute, the disintegration rate could be calculated to be: $\text{dpm} = \text{net cpm} \div E = 1,000 \text{ cpm} \div 0.52 = 1,920 \text{ dpm}$.



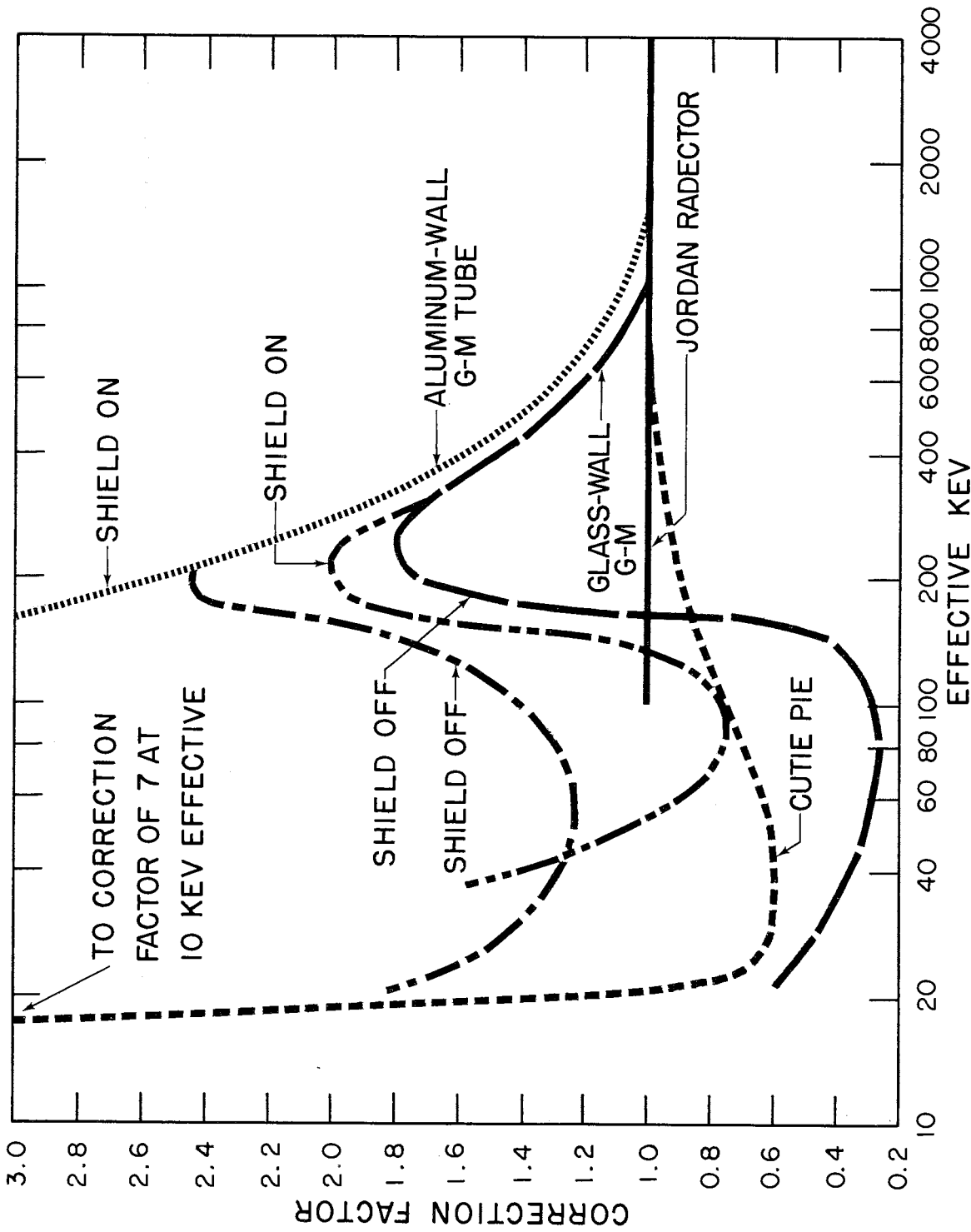
Data on this page obtained from: "Radioactivity Assay of Water and Industrial Wastes with Internal Proportional Counter," by L. R. Setter, A. S. Goldin, and J. S. Nader, Analytical Chemistry, Vol. 26, p. 1305, Aug. 1954.

SECTION III
RADIATION PROTECTION DATA

	Page
ENERGY DEPENDENCE OF MONITORING INSTRUMENTS	129
RESPONSE TIME CURVE	130
GAMMA RADIATION LEVELS FOR ONE CURIE OF SOME RADIONUCLIDES.	131
FLUX DENSITY vs. PHOTON ENERGY.	132
ATTENUATION AND COEFFICIENTS FOR GAMMA RADIATION	
In Water.	133
In Lead	134
LINEAR ENERGY ABSORPTION COEFFICIENTS IN AIR.	135
MASS ATTENUATION COEFFICIENTS	137
VALUES OF THE MASS ENERGY-ABSORPTION COEFFICIENTS	140
NEUTRON CROSS SECTIONS	
For Indium and Cadmium.	141
For Hydrogen and Boron.	142
FAST NEUTRON ATTENUATION IN PARAFFIN AND WATER.	144
DOSE BUILDUP FACTORS	
Point Isotropic Sources	145
Plain Monodirectional Sources	147
TRANSMISSION OF GAMMA RAYS THROUGH LEAD, CONCRETE, AND IRON	148
X-RAY SHIELDING DESIGN	
Formula and Discussion.	150
Attenuation in Lead and Concrete.	151
Half-Value Layer in Lead and Concrete	155
Commercial Lead Sheets.	156
Thickness of Lead Required to Reduce Useful Beam to 5 Percent	156
Concrete and Iron Equivalents of Lead	157
X-RAY OUTPUT (mR/mAs)	158
X-RAY CRITICAL-ABSORPTION AND EMISSION ENERGY	161
HALF-VALUE LAYER vs. PHOTON ENERGY.	163
MEDICAL X-RAY FILM AND SCREEN SPEEDS.	165
BACKSCATTER TABLES.	168
DEPTH DOSE TABLES	169

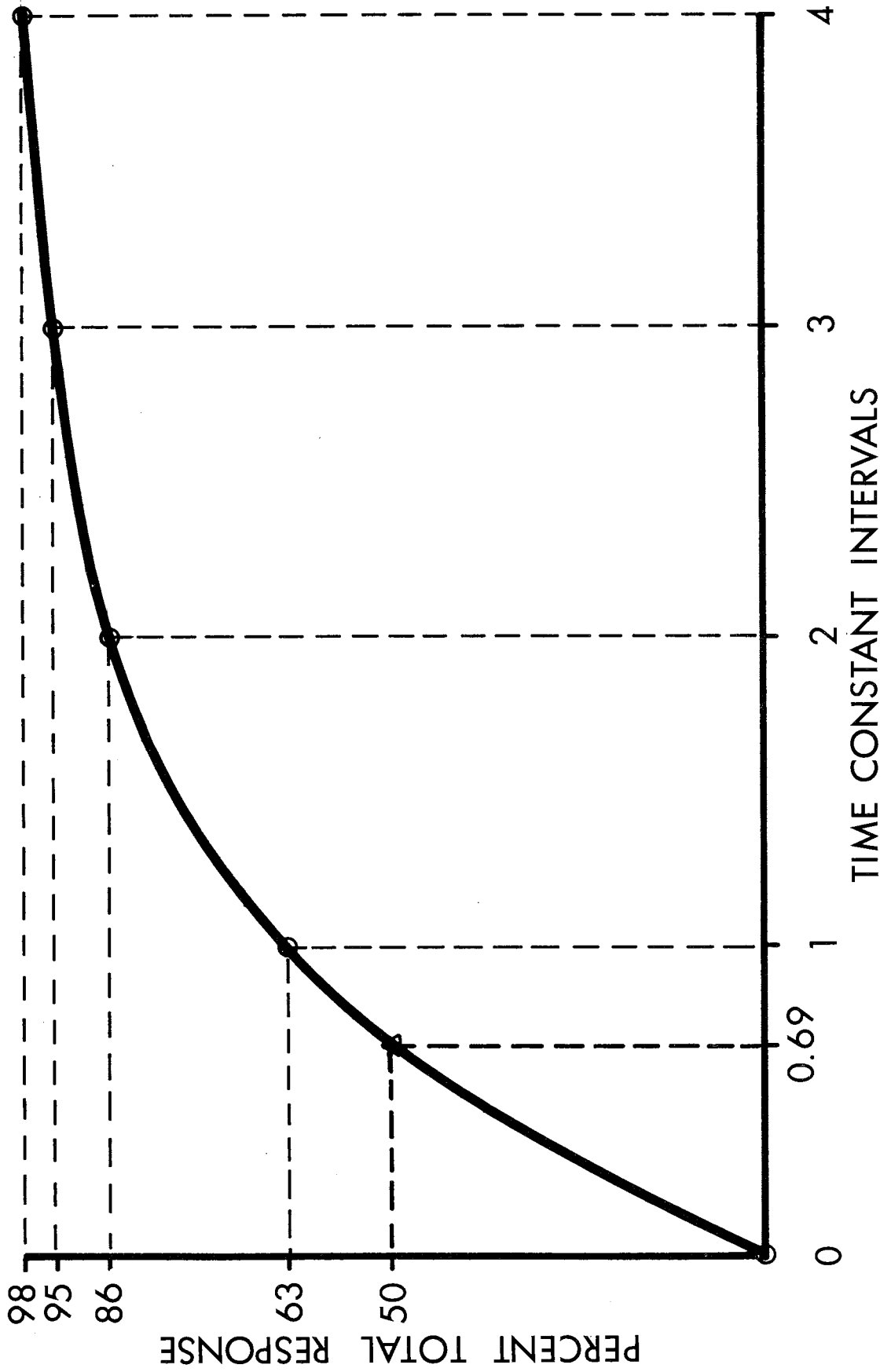
SECTION III
RADIATION PROTECTION DATA -- Continued

	Page
NEUTRON SOURCE CHARACTERISTICS.	170
DECONTAMINATION METHODS	
Personnel	194
Area and Material	199
RULES OF THUMB.	204
RADIATION PROTECTION GUIDES	
Concentrations in Air and Water	206
Accumulated Dose Equivalents.	210
Quality Factors	210
STANDARD MAN.	211
Mass of Organs.	212
Chemical Composition.	214
Specifications.	215



ENERGY DEPENDENCE CORRECTION FACTORS FOR MONITORING INSTRUMENTS

RESPONSE vs TIME



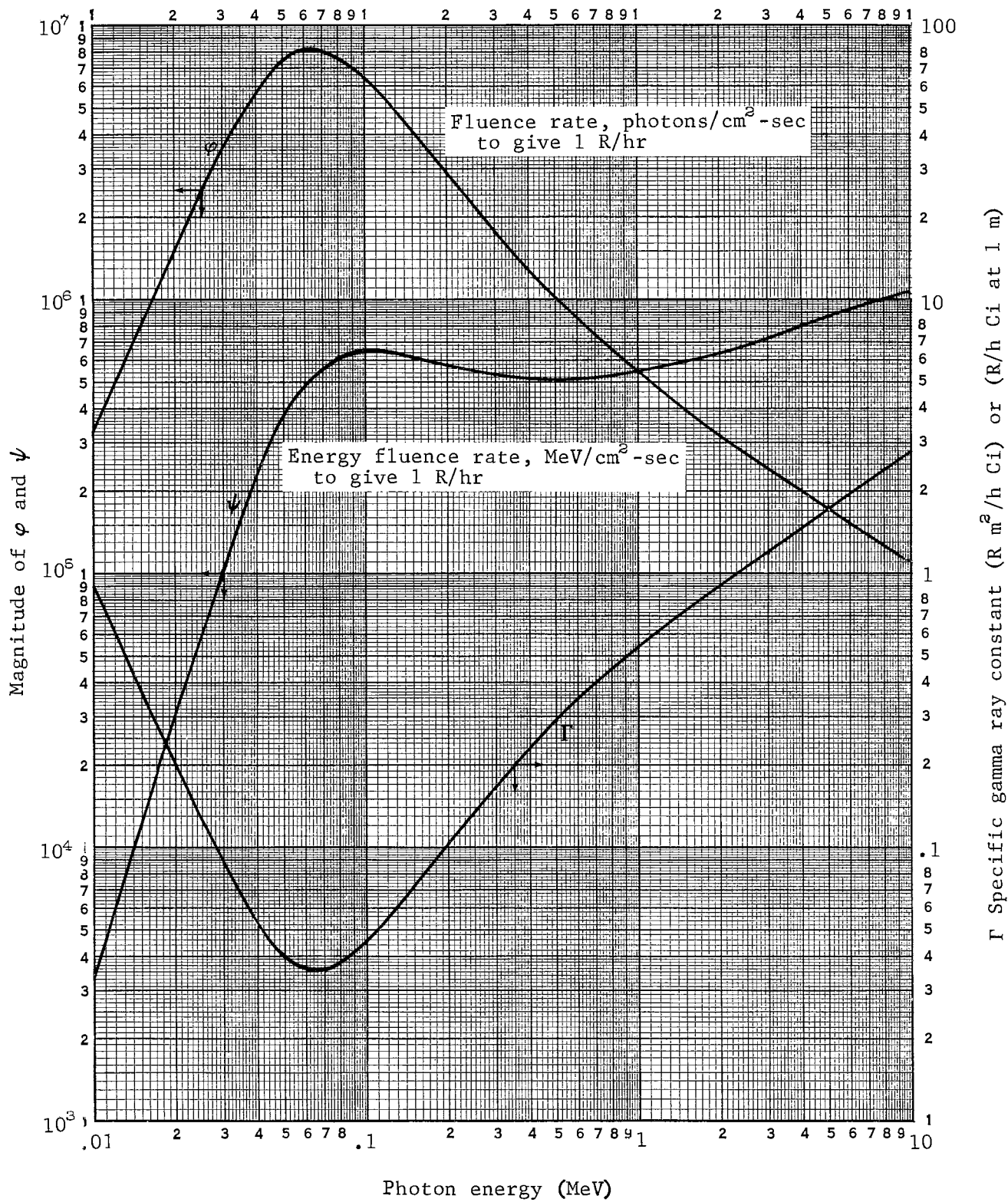
GAMMA RADIATION LEVELS FOR ONE CURIE OF SOME RADIONUCLIDES*

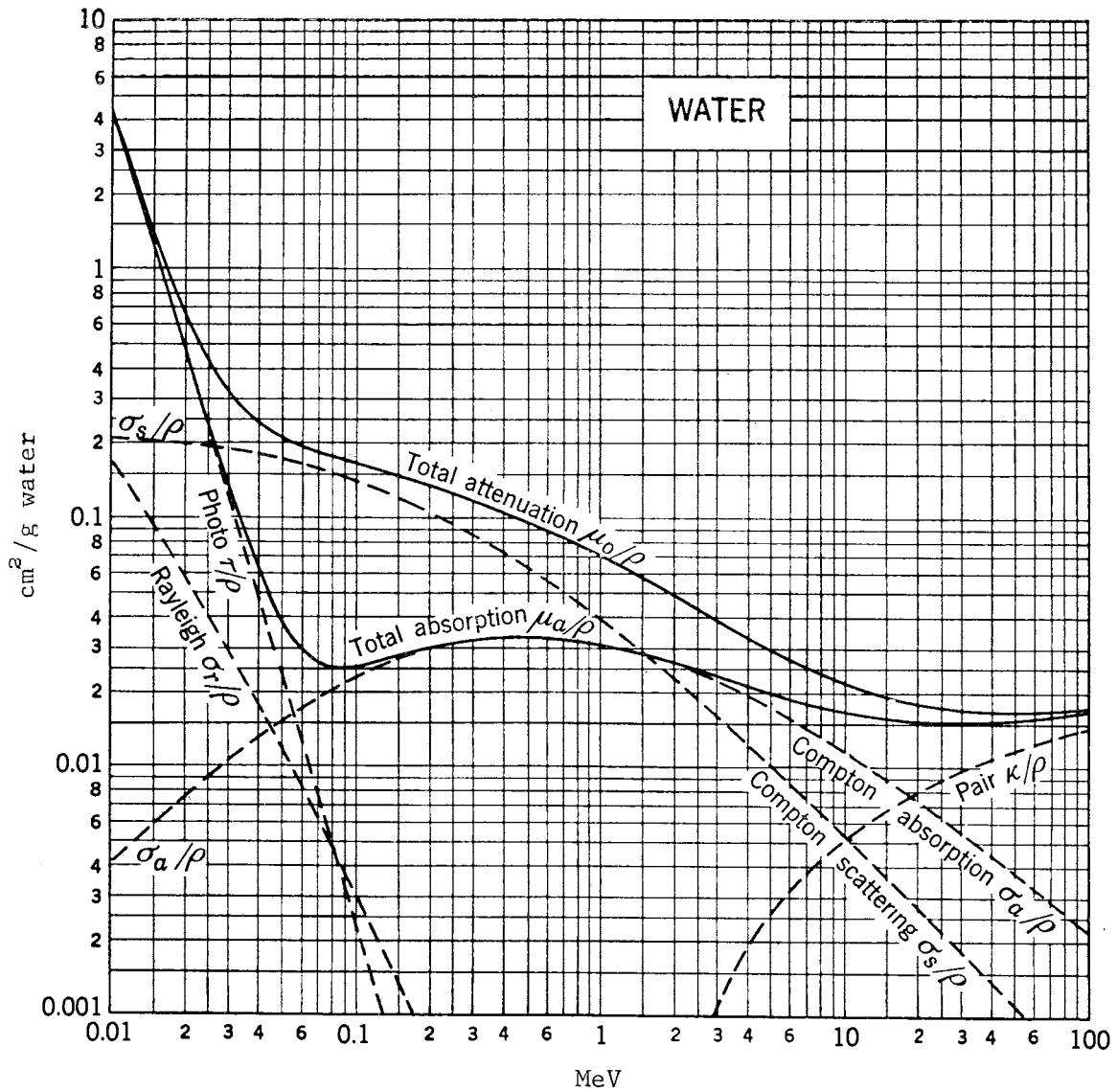
Nuclide	Γ^\dagger	Nuclide	Γ^\dagger	Nuclide	Γ^\dagger
Actinium-227	~2.2	Gold-198	2.3	Potassium-43	5.6
Antimony-122	2.4	Gold-199	~0.9	Radium-226	8.25
Antimony-124	9.8	Hafnium-175	~2.1	Radium-228	~5.1
Antimony-125	~2.7	Hafnium-181	~3.1	Rhenium-186	~0.2
Arsenic-72	10.1	Indium-114m	~0.2	Rubidium-86	0.5
Arsenic-74	4.4	Iodine-124	7.2	Ruthenium-106	1.7
Arsenic-76	2.4	Iodine-125	~0.7	Scandium-46	10.9
Barium-131	~3.0	Iodine-126	2.5	Scandium-47	0.56
Barium-133	~2.4	Iodine-130	12.2	Selenium-75	2.0
Barium-140	12.4	Iodine-131	2.2	Silver-110m	14.3
Beryllium-7	~0.3	Iodine-132	11.8	Silver-111	~0.2
Bromine-82	14.6	Iridium-192	4.8	Sodium-22	12.0
Cadmium-115m	~0.2	Iridium-194	1.5	Sodium-24	18.4
Calcium-47	5.7	Iron-59	6.4	Strontium-85	3.0
Carbon-11 \ddagger	5.9	Krypton-85	~0.04	Tantalum-182	6.8
Cerium-141	0.35	Lanthanum-140	11.3	Tellurium-121 \ddagger	3.3
Cerium-144	~0.4	Lutecium-177	0.09	Tellurium-132	2.2
Cesium-134	8.7	Magnesium-28	15.7	Thulium-170	0.025
Cesium-137	3.3	Manganese-52	18.6	Tin-113	~1.7
Chlorine-38 \ddagger	8.8	Manganese-54	4.7	Tungsten-185	~0.5
Chromium-51	0.16	Manganese-56	8.3	Tungsten-187	3.0
Cobalt-56	17.6	Mercury-197	~0.4	Uranium-234	~0.1
Cobalt-57	0.9	Mercury-203	1.3	Vanadium-48	15.6
Cobalt-58	5.5	Molybdenum-99	~1.8	Xenon-133	0.1
Cobalt-60	13.2	Neodymium-147	0.8	Ytterbium-175	0.4
Copper-64	1.2	Nickel-65	~3.1	Yttrium-88	14.1
Europium-152	5.8	Niobium-95	4.2	Yttrium-91	0.01
Europium-154	~6.2	Osmium-191	~0.6	Zinc-65	2.7
Europium-155	~0.3	Palladium-109	0.03	Zirconium-95	4.1
Gallium-67	~1.1	Platinum-197	~0.5		
Gallium-72	11.6	Potassium-42	1.4		

* Jaeger, R. G., et al., Engineering Compendium on Radiation Shielding, Vol. 1, (New York: Springer-Verlag, 1968), pp. 21-30.

† $\Gamma = R\text{-cm}^2/\text{hr-mCi}$ or $\Gamma/10 = R/\text{hr}$ at 1 m/Ci

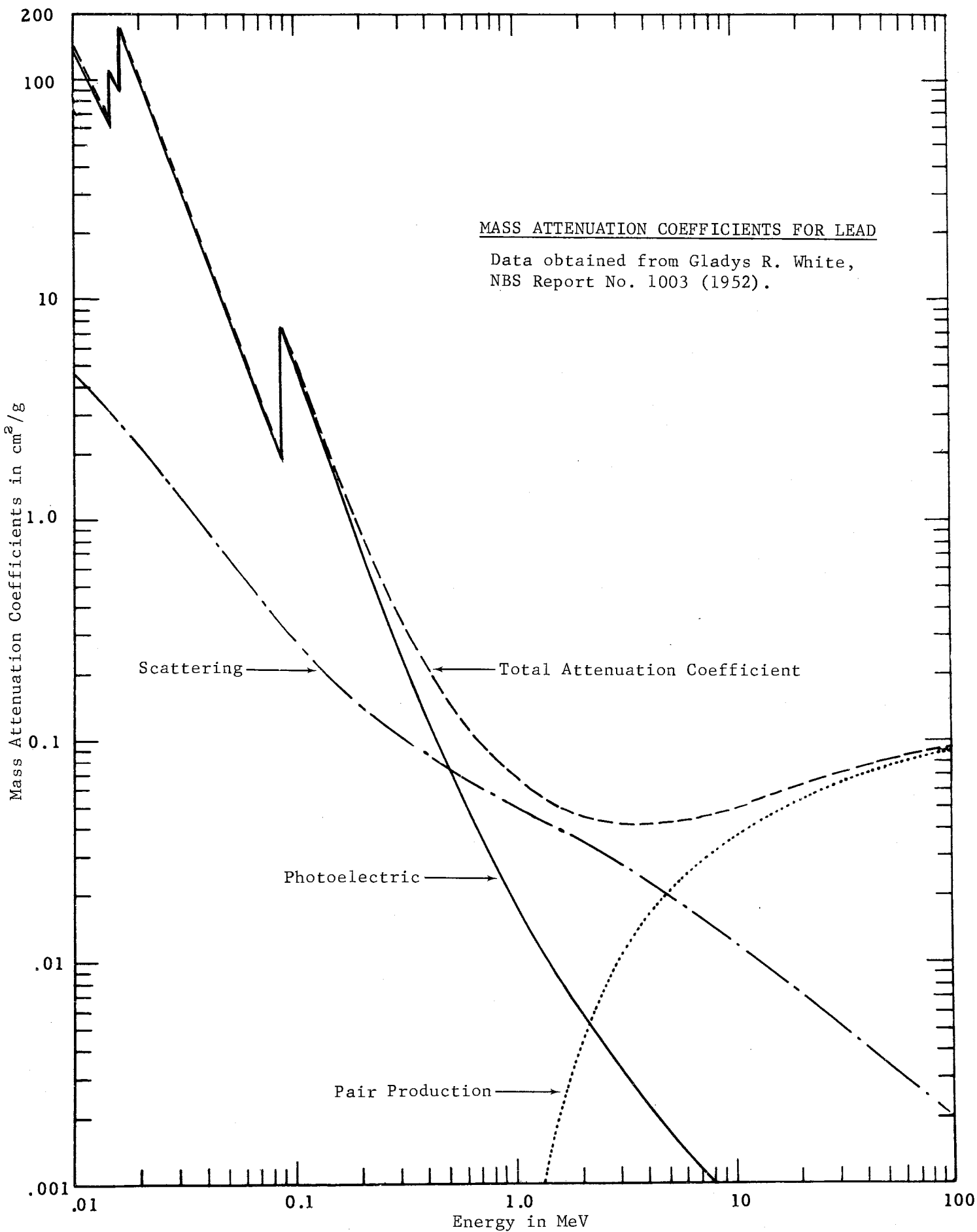
‡ A Manual of Radioactivity Procedures (National Bureau of Standards Handbook No. 80 [Washington, D.C.: Supt. of Docs., U.S. Government Printing Office, Nov. 1961]), Appendix A, pp. 137-140.

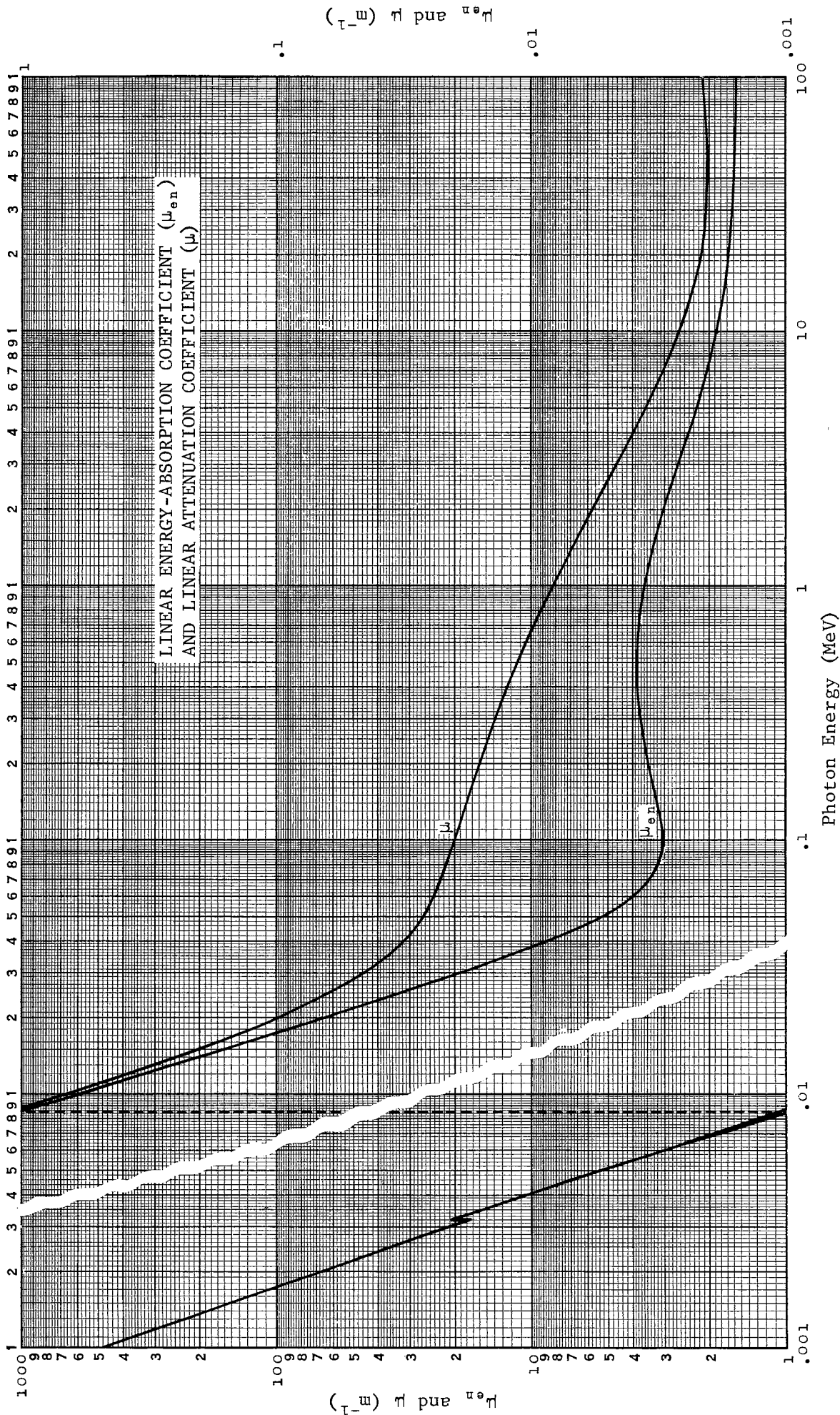




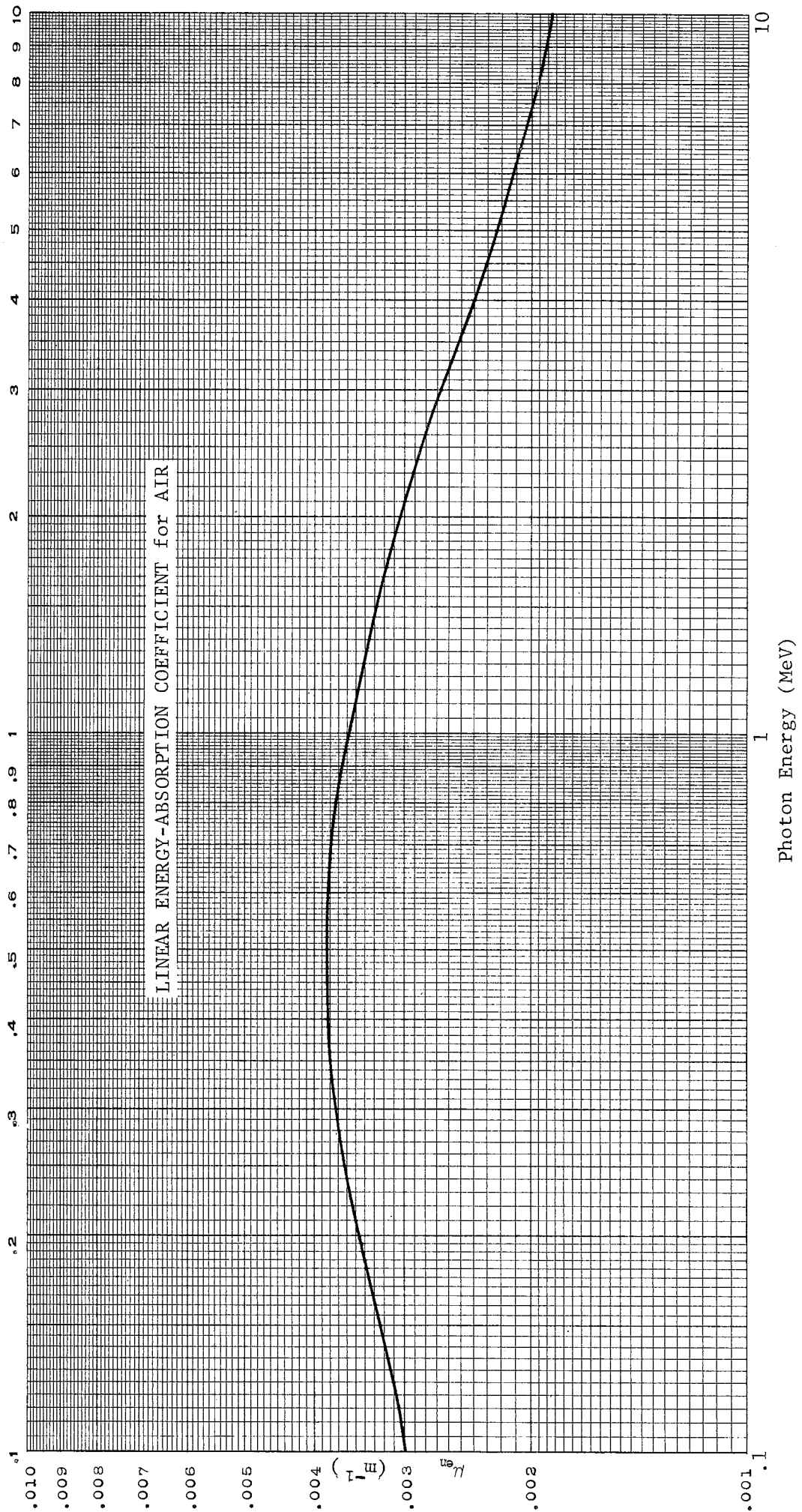
MASS ATTENUATION COEFFICIENTS FOR GAMMA RAYS IN WATER

From The Atomic Nucleus, by R. D. Evans,
 Copyright 1955, by permission of McGraw-
 Hill Book Co., Inc.





Linear energy-absorption coefficient (μ_{en}) and linear attenuation coefficient (μ) for air at 0° C. and 760 mm in units of inverse meters as functions of photon energy in MeV. The attenuation coefficients from .003 to 100 MeV were derived from mass attenuation coefficients (with coherent) given in NBS Circular 583, 1957, and its supplement, 1959. The energy-absorption coefficients for .01 to 100 MeV were derived from data published in Engineering Compendium on Radiation Shielding, Vol. 1 (1968), pp. 183 and 184. The μ_{en} for the range .003 to .01 are based on the μ values adjusted for Compton and coherent scattering. The range below .003 is extrapolated and involves an uncertainty of about ± 250 at .001, ± 50 at .0015, and ± 15 at .002.



MASS ATTENUATION COEFFICIENTS*

Photon Energy	H	Be	B	C	N	O	Na	Mg	Al	Si	P	S
keV												
10	0.385	0.593	1.16	2.28	3.73	5.78	15.5	20.8	26.3	34.2	40.8	51.0
15	.376	.300	0.463	0.787	1.18	1.74	4.58	6.23	7.93	10.3	12.4	15.6
20	.369	.227	.295	.429	0.596	0.826	2.01	2.72	3.41	4.39	5.31	6.66
30	.357	.181	.206	.251	.304	.372	0.705	0.918	1.12	1.41	1.66	2.07
40	.346	.165	.180	.206	.229	.257	.395	.485	0.567	0.696	0.797	0.968
50	.335	.156	.167	.187	.198	.213	.281	.329	.369	.437	.489	.579
60	.326	.150	.159	.176	.182	.191	.228	.258	.280	.322	.350	.404
80	.309	.140	.147	.161	.164	.168	.181	.196	.203	.224	.234	.259
100	.294	.133	.139	.152	.153	.156	.159	.169	.171	.184	.187	.202
150	.265	.119	.124	.135	.135	.136	.134	.140	.138	.145	.144	.151
200	.243	.109	.114	.123	.123	.124	.120	.125	.122	.128	.125	.130
300	.211	.0945	.0984	.107	.107	.107	.103	.106	.104	.108	.106	.109
400	.189	.0847	.0883	.0957	.0954	.0957	.0918	.0949	.0927	.0962	.0936	.0966
500	.173	.0773	.0806	.0872	.0871	.0873	.0836	.0864	.0844	.0875	.0850	.0878
600	.160	.0715	.0745	.0807	.0805	.0808	.0774	.0797	.0780	.0808	.0784	.0810
800	.140	.0629	.0655	.0709	.0708	.0708	.0678	.0701	.0684	.0707	.0688	.0709
MeV												
1.0	.126	.0565	.0589	.0637	.0636	.0637	.0609	.0628	.0613	.0635	.0617	.0638
1.5	.103	.0460	.0479	.0519	.0518	.0518	.0497	.0512	.0500	.0518	.0503	.0518
2.0	.0875	.0394	.0411	.0445	.0445	.0446	.0428	.0442	.0432	.0448	.0436	.0449
3.0	.0691	.0314	.0328	.0357	.0358	.0360	.0349	.0361	.0354	.0368	.0359	.0371
4	.0581	.0266	.0280	.0305	.0307	.0310	.0304	.0316	.0311	.0324	.0317	.0329
5	.0505	.0235	.0248	.0271	.0274	.0278	.0276	.0287	.0284	.0297	.0292	.0304
6	.0450	.0212	.0225	.0247	.0251	.0255	.0256	.0268	.0266	.0279	.0275	.0287
8	.0375	.0182	.0195	.0216	.0221	.0226	.0232	.0244	.0244	.0257	.0255	.0268
10	.0325	.0163	.0175	.0196	.0202	.0209	.0218	.0231	.0231	.0246	.0245	.0258
15	.0254	.0136	.0149	.0170	.0178	.0186	.0202	.0216	.0219	.0234	.0236	.0251
20	.0215	.0122	.0137	.0158	.0167	.0177	.0196	.0212	.0216	.0233	.0235	.0252
30	.0174	.0110	.0125	.0147	.0158	.0170	.0196	.0213	.0219	.0238	.0242	.0261
40	.0154	.0104	.0121	.0144	.0156	.0169	.0199	.0217	.0224	.0245	.0250	.0270
50	.0141	.0102	.0119	.0142	.0156	.0170	.0202	.0222	.0230	.0252	.0257	.0278
60	.0133	.0100	.0118	.0143	.0157	.0172	.0206	.0227	.0235	.0257	.0264	.0286
80	.0124	.00991	.0118	.0144	.0160	.0175	.0213	.0235	.0244	.0267	.0274	.0298
100	.0119	.00992	.0119	.0146	.0163	.0179	.0218	.0241	.0251	.0275	.0283	.0307
150	.0113	.0100	.0122	.0150	.0168	.0186	.0228	.0253	.0263	.0289	.0298	.0324
200	.0112	.0102	.0124	.0153	.0172	.0191	.0235	.0260	.0271	.0299	.0307	.0334
300	.0111	.0104	.0128	.0159	.0178	.0198	.0244	.0270	.0282	.0310	.0319	.0348
400	.0112	.0106	.0130	.0162	.0182	.0202	.0249	.0276	.0288	.0317	.0327	.0356
500	.0113	.0108	.0132	.0164	.0185	.0205	.0252	.0280	.0292	.0322	.0332	.0361
600	.0113	.0109	.0134	.0166	.0187	.0207	.0255	.0283	.0295	.0325	.0335	.0365
800	.0115	.0111	.0136	.0169	.0190	.0210	.0259	.0287	.0300	.0330	.0340	.0370
GeV												
1	.0116	.0112	.0137	.0171	.0192	.0212	.0261	.0290	.0302	.0333	.0344	.0374
1.5	.0117	.0114	.0140	.0173	.0195	.0216	.0265	.0293	.0307	.0338	.0348	.0380
2	.0118	.0115	.0141	.0175	.0196	.0218	.0267	.0296	.0309	.0341	.0351	.0383
3	.0120	.0116	.0143	.0177	.0199	.0220	.0269	.0298	.0312	.0344	.0354	.0386
4	.0120	.0117	.0144	.0178	.0200	.0221	.0270	.0300	.0313	.0345	.0356	.0388
5	.0121	.0118	.0144	.0179	.0200	.0222	.0271	.0301	.0314	.0346	.0357	.0389
6	.0121	.0118	.0145	.0179	.0201	.0222	.0272	.0302	.0315	.0347	.0358	.0390
8	.0122	.0119	.0145	.0180	.0202	.0223	.0272	.0302	.0316	.0348	.0359	.0391
10	.0122	.0119	.0146	.0180	.0202	.0223	.0273	.0303	.0316	.0348	.0359	.0391
15	.0122	.0119	.0146	.0181	.0203	.0224	.0274	.0303	.0317	.0349	.0360	.0392
20	.0123	.0120	.0147	.0181	.0203	.0224	.0274	.0304	.0317	.0350	.0361	.0393
30	.0123	.0120	.0147	.0182	.0203	.0225	.0274	.0304	.0318	.0350	.0361	.0393
40	.0123	.0120	.0147	.0182	.0203	.0225	.0275	.0305	.0318	.0351	.0361	.0394
50	.0123	.0120	.0147	.0182	.0204	.0225	.0275	.0305	.0318	.0351	.0362	.0394
60	.0123	.0120	.0147	.0182	.0204	.0225	.0275	.0305	.0318	.0351	.0362	.0394
80	.0123	.0120	.0147	.0182	.0204	.0225	.0275	.0305	.0318	.0351	.0362	.0394
100	.0123	.0120	.0147	.0182	.0204	.0225	.0275	.0305	.0319	.0351	.0362	.0394

* Coefficients are "Total with Coherent." Unit is cm^2/g .

Source: Photon Cross Sections, Attenuation Coefficients, and Energy Absorption Coefficients From 10 keV to 100 GeV (NSRDS-NBS 29), 1969.

MASS ATTENUATION COEFFICIENTS--Continued

Photon Energy	Ar	K	Ca	Fe	Cu	Mo	Sn	I	W	Pb	U	H ₂ O
keV												
10	64.5	80.9	96.5	173.	224.	86.2	141.	161.	95.5	133.	178.	5.18
15	19.9	25.0	30.1	56.4	74.2	28.2	47.0	55.2	142. +	115. +	63.9	1.58
20	8.53	10.8	13.0	25.5	33.5	81.7*	21.3*	26.0	67.0	85.7 +	71.0 +	0.775
30	2.62	3.30	3.99	8.13	10.9	28.8	41.3*	8.67	23.0	29.7	41.0 +	.370
40	1.20	1.49	1.78	3.62	4.89	13.3	19.4	22.7	10.7	14.0	19.7	.267
50	0.687	0.843	0.998	1.94	2.62	7.20	10.7	12.6	5.91	7.81	11.1	.227
60	.460	.560	.648	1.20	1.62	4.41	6.53	7.78	3.65*	4.87	6.96	.206
80	.275	.324	.365	0.595	0.772	2.02	3.02	3.65	7.89*	2.33*	3.35	.184
100	.204	.233	.256	.370	.461	1.11	1.68	2.00	4.43	5.40	1.91*	.171
150	.143	.158	.168	.196	.223	0.428	0.614	0.714	1.57	1.97	2.56*	.151
200	.121	.132	.138	.146	.157	.245	.328	.372	0.777	0.991	1.28	.137
300	.0996	.108	.112	.110	.112	.139	.164	.178	.320	.404	0.509	.119
400	.0878	.0949	.0979	.0940	.0941	.105	.116	.122	.190	.231	.286	.106
500	.0795	.0859	.0885	.0840	.0836	.0883	.0946	.0976	.136	.161	.193	.0968
600	.0733	.0792	.0814	.0769	.0762	.0788	.0816	.0835	.108	.125	.146	.0896
800	.0641	.0692	.0712	.0669	.0660	.0661	.0669	.0676	.0799	.0885	.0997	.0786
MeV												
1.0	.0576	.0621	.0639	.0599	.0589	.0583	.0578	.0581	.0654	.0708	.0776	.0707
1.5	.0470	.0506	.0520	.0488	.0480	.0470	.0463	.0464	.0497	.0517	.0548	.0575
2.0	.0407	.0439	.0453	.0425	.0420	.0415	.0410	.0411	.0437	.0455	.0475	.0494
3.0	.0338	.0366	.0378	.0362	.0360	.0366	.0367	.0370	.0402	.0418	.0438	.0397
4	.0302	.0328	.0340	.0331	.0332	.0349	.0355	.0359	.0400	.0416	.0435	.0340
5	.0280	.0306	.0317	.0314	.0318	.0344	.0354	.0359	.0407	.0424	.0445	.0303
6	.0267	.0291	.0303	.0305	.0310	.0343	.0357	.0364	.0416	.0435	.0455	.0277
8	.0251	.0276	.0289	.0298	.0306	.0350	.0369	.0378	.0439	.0459	.0480	.0243
10	.0244	.0270	.0283	.0298	.0308	.0362	.0385	.0395	.0464	.0484	.0506	.0222
15	.0244	.0268	.0283	.0307	.0323	.0393	.0425	.0438	.0524	.0548	.0573	.0194
20	.0244	.0273	.0289	.0321	.0339	.0470	.0461	.0476	.0577	.0606	.0636	.0181
30	.0255	.0286	.0305	.0345	.0368	.0470	.0517	.0536	.0659	.0696	.0733	.0171
40	.0266	.0299	.0319	.0365	.0391	.0505	.0557	.0578	.0716	.0757	.0799	.0167
50	.0275	.0310	.0331	.0382	.0410	.0532	.0588	.0611	.0760	.0804	.0850	.0167
60	.0284	.0319	.0342	.0395	.0425	.0553	.0613	.0637	.0794	.0841	.0889	.0167
80	.0296	.0334	.0358	.0416	.0448	.0586	.0651	.0676	.0845	.0896	.0948	.0170
100	.0306	.0345	.0370	.0432	.0465	.0609	.0677	.0704	.0881	.0934	.0984	.0172
150	.0325	.0368	.0394	.0458	.0494	.0648	.0721	.0750	.0939	.0996	.106	.0178
200	.0334	.0377	.0405	.0475	.0511	.0672	.0748	.0778	.0976	.103	.110	.0182
300	.0348	.0393	.0422	.0494	.0532	.0700	.0780	.0811	.102	.108	.115	.0188
400	.0356	.0402	.0432	.0506	.0544	.0716	.0798	.0830	.104	.111	.117	.0192
500	.0361	.0408	.0438	.0514	.0552	.0727	.0810	.0842	.106	.112	.119	.0195
600	.0365	.0412	.0443	.0519	.0558	.0735	.0819	.0851	.107	.113	.121	.0197
800	.0371	.0419	.0450	.0527	.0566	.0745	.0831	.0864	.108	.115	.122	.0200
GeV												
1	.0375	.0423	.0455	.0532	.0572	.0753	.0838	.0871	.109	.116	.123	.0202
1.5	.0380	.0429	.0461	.0539	.0579	.0762	.0849	.0884	.111	.118	.125	.0205
2	.0382	.0432	.0464	.0543	.0583	.0767	.0856	.0890	.111	.118	.126	.0206
3	.0386	.0436	.0468	.0548	.0588	.0773	.0862	.0896	.112	.119	.127	.0208
4	.0387	.0438	.0470	.0550	.0590	.0777	.0865	.0900	.113	.120	.127	.0210
5	.0389	.0439	.0472	.0551	.0591	.0779	.0867	.0902	.113	.120	.128	.021
6	.0389	.0440	.0473	.0552	.0593	.0780	.0868	.0904	.113	.120	.128	.0211
8	.0391	.0441	.0474	.0554	.0594	.0781	.0870	.0905	.113	.120	.128	.0211
10	.0391	.0442	.0475	.0555	.0595	.0783	.0871	.0906	.114	.121	.128	.0212
15	.0392	.0443	.0476	.0556	.0596	.0785	.0873	.0908	.114	.121	.129	.0213
20	.0393	.0443	.0477	.0556	.0596	.0785	.0874	.0910	.114	.121	.129	.0213
30	.0393	.0444	.0477	.0557	.0598	.0786	.0875	.0911	.114	.121	.129	.0213
40	.0393	.0445	.0477	.0557	.0598	.0786	.0876	.0911	.114	.121	.129	.0213
50	.0393	.0445	.0478	.0558	.0598	.0786	.0877	.0911	.114	.121	.129	.0213
60	.0394	.0445	.0478	.0558	.0598	.0787	.0877	.0912	.114	.121	.129	.0214
80	.0394	.0445	.0478	.0558	.0598	.0788	.0877	.0912	.114	.121	.129	.0214
100	.0394	.0445	.0478	.0555	.0598	.0788	.0877	.0912	.114	.121	.129	.0214

* K edge, + L edge -- Mo 20keV 12.6, 81.7; Sn 29.2keV 7.54, 44.3; I 33.2keV 6.62, 36.4; W 10.2keV 90.7, 235.; 11.5keV 170., 235.; 12.1keV 206., 248.; 69.5keV 2.49; 11.3; Pb 13.0keV 67.8, 166.; 15.2keV 112., 146.; 15.9keV 130., 157.; 88.0keV 1.83, 7.45; U 17.2keV 45.8, 106.; 20.9keV 62.7, 88.0; 21.8keV 79.8, 91.8; 116keV 1.34, 4.86.

MASS ATTENUATION COEFFICIENTS--Continued

Photon Energy	SiO ₂	NaI	Air	Concrete	0.8N H ₂ SO ₄	Bone	Muscle	Poly-styrene	Lucite	Poly-ethylene	Bakelite	Pyrex Glass
keV												
10	19.0	139.	4.99	26.9	5.76	20.3	5.27	2.13	3.25	2.01	2.76	17.1
15	5.73	47.4	1.55	8.24	1.76	6.32	1.63	0.755	1.06	0.728	0.923	5.14
20	2.49	22.3	0.752	3.59	0.849	2.79	0.793	.424	0.551	.420	.492	2.25
30	0.859	7.45*	.349	1.19	.391	0.962	.373	.259	.298	.266	.277	0.786
40	.463	19.3	.248	0.605	.276	.512	.268	.217	.234	.226	.223	.431
50	.318	10.7	.208	.392	.231	.349	.227	.199	.208	.209	.200	.302
60	.252	6.62	.188	.295	.208	.274	.205	.188	.193	.198	.187	.242
80	.194	3.12	.167	.213	.185	.209	.183	.173	.176	.183	.171	.190
100	.169	1.72	.154	.179	.171	.180	.170	.163	.164	.172	.161	.166
150	.140	0.625	.136	.144	.150	.149	.149	.145	.146	.154	.143	.139
200	.126	.334	.123	.127	.137	.133	.136	.132	.133	.140	.130	.125
300	.108	.167	.107	.108	.118	.114	.118	.115	.115	.122	.113	.107
400	.0959	.117	.0954	.0963	.106	.102	.105	.103	.103	.109	.101	.0954
500	.0874	.0955	.0870	.0877	.0965	.0927	.0960	.0938	.0941	.0995	.0921	.0870
600	.0808	.0826	.0805	.0810	.0893	.0857	.0888	.0868	.0871	.0921	.0852	.0804
800	.0707	.0676	.0707	.0709	.0783	.0752	.0779	.0763	.0765	.0809	.0749	.0704
MeV												
1.0	.0636	.0586	.0636	.0637	.0704	.0676	.0700	.0685	.0687	.0727	.0673	.0633
1.5	.0518	.0469	.0518	.0519	.0573	.0550	.0570	.0558	.0559	.0592	.0548	.0516
2.0	.0447	.0413	.0445	.0448	.0492	.0473	.0489	.0478	.0480	.0507	.0470	.0444
3.0	.0363	.0366	.0358	.0365	.0396	.0383	.0393	.0383	.0385	.0405	.0377	.0361
4	.0317	.0351	.0308	.0319	.0340	.0331	.0337	.0327	.0329	.0345	.0322	.0314
5	.0287	.0346	.0275	.0290	.0303	.0297	.0300	.0290	.0292	.0305	.0286	.0282
6	.0266	.0347	.0252	.0270	.0277	.0274	.0274	.0263	.0266	.0277	.0260	.0263
8	.0241	.0355	.0223	.0245	.0243	.0244	.0240	.0228	.0232	.0239	.0227	.0237
10	.0226	.0368	.0204	.0231	.0222	.0226	.0219	.0206	.0211	.0215	.0206	.0222
15	.0209	.0402	.0181	.0215	.0194	.0204	.0192	.0176	.0182	.0182	.0178	.0204
20	.0203	.0433	.0170	.0210	.0182	.0194	.0179	.0162	.0168	.0166	.0164	.0198
30	.0202	.0484	.0162	.0210	.0172	.0189	.0168	.0149	.0157	.0151	.0153	.0195
40	.0204	.0520	.0161	.0213	.0169	.0189	.0165	.0144	.0153	.0145	.0148	.0198
50	.0208	.0548	.0161	.0218	.0168	.0190	.0164	.0142	.0151	.0142	.0147	.0201
60	.0212	.0571	.0162	.0222	.0169	.0193	.0165	.0142	.0151	.0141	.0147	.0204
80	.0218	.0605	.0165	.0229	.0171	.0197	.0167	.0142	.0152	.0141	.0148	.0210
100	.0224	.0629	.0168	.0235	.0174	.0201	.0170	.0144	.0154	.0142	.0150	.0215
150	.0234	.0670	.0174	.0247	.0180	.0210	.0175	.0147	.0159	.0145	.0154	.0225
200	.0241	.0695	.0179	.0254	.0184	.0215	.0179	.0150	.0162	.0147	.0157	.0232
300	.0250	.0724	.0185	.0264	.0190	.0223	.0185	.0155	.0167	.0152	.0162	.0240
400	.0256	.0741	.0189	.0269	.0194	.0228	.0189	.0158	.0171	.0155	.0166	.0245
500	.0260	.0752	.0192	.0273	.0197	.0231	.0192	.0160	.0173	.0157	.0168	.0249
600	.0262	.0760	.0194	.0276	.0199	.0233	.0194	.0162	.0175	.0159	.0170	.0252
800	.0266	.0771	.0197	.0281	.0202	.0237	.0197	.0165	.0178	.0161	.0173	.0256
GeV												
1	.0269	.0778	.0199	.0283	.0204	.0239	.0199	.0166	.0180	.0163	.0174	.0258
1.5	.0273	.0789	.0202	.0287	.0207	.0243	.0202	.0169	.0182	.0165	.0177	.0262
2	.0275	.0794	.0204	.0290	.0209	.0245	.0203	.0171	.0184	.0167	.0179	.0264
3	.0278	.0800	.0206	.0292	.0211	.0247	.0205	.0173	.0186	.0169	.0181	.0267
4	.0279	.0803	.0207	.0294	.0212	.0249	.0206	.0174	.0187	.0170	.0182	.0268
5	.0280	.0805	.0208	.0295	.0213	.0249	.0207	.0174	.0188	.0170	.0183	.0269
6	.0281	.0807	.0208	.0295	.0213	.0250	.0208	.0175	.0188	.0171	.0183	.0269
8	.0281	.0808	.0209	.0296	.0214	.0251	.0208	.0175	.0189	.0172	.0184	.0270
10	.0282	.0809	.0209	.0297	.0214	.0251	.0209	.0176	.0189	.0172	.0184	.0271
15	.0283	.0811	.0210	.0298	.0215	.0252	.0209	.0176	.0190	.0173	.0185	.0271
20	.0283	.0812	.0210	.0298	.0215	.0252	.0210	.0177	.0190	.0173	.0185	.0272
30	.0283	.0813	.0211	.0298	.0216	.0253	.0210	.0177	.0191	.0173	.0185	.0272
40	.0284	.0813	.0211	.0299	.0216	.0253	.0210	.0177	.0191	.0173	.0186	.0272
50	.0284	.0814	.0211	.0299	.0216	.0253	.0210	.0177	.0191	.0173	.0186	.0272
60	.0284	.0814	.0211	.0299	.0216	.0253	.0210	.0177	.0191	.0174	.0186	.0273
80	.0284	.0815	.0211	.0299	.0216	.0253	.0210	.0178	.0191	.0174	.0186	.0273
100	.0284	.0815	.0211	.0299	.0216	.0253	.0211	.0178	.0191	.0174	.0186	.0273

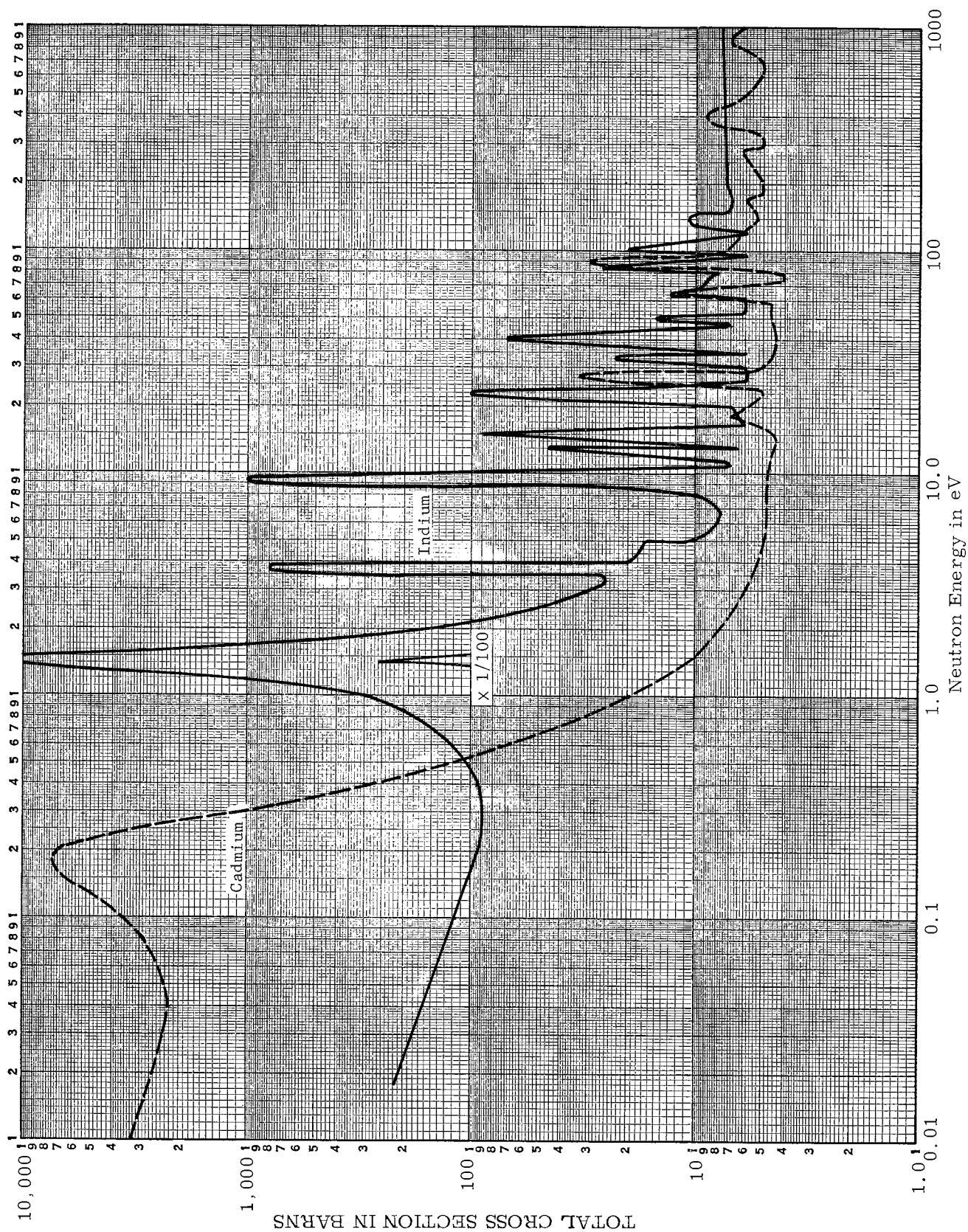
* K edge of Iodine--33.2keV 5.69, 30.9.

VALUES OF THE MASS ENERGY-ABSORPTION COEFFICIENTS

Photon Energy (MeV)	Mass Energy-Absorption Coefficient, (μ_{en}/ρ), cm ² /g			
	Water	Air	Compact Bone	Muscle
0.010	4.89	4.66	19.0	4.96
.015	1.32	1.29	5.89	1.36
.020	0.523	0.516	2.51	0.544
.030	.147	.147	0.743	.154
.040	.0647	.0640	.305	.0677
.050	.0394	.0384	.158	.0409
.060	.0304	.0292	.0979	.0312
.080	.0253	.0236	.0520	.0255
.10	.0252	.0231	.0386	.0252
.15	.0278	.0251	.0304	.0276
.20	.0300	.0268	.0302	.0297
.30	.0320	.0288	.0311	.0317
.40	.0329	.0296	.0316	.0325
.50	.0330	.0297	.0316	.0327
.60	.0329	.0296	.0315	.0326
.80	.0321	.0289	.0306	.0318
1.0	.0311	.0280	.0297	.0308
1.5	.0283	.0255	.0270	.0281
2.0	.0260	.0234	.0248	.0257
3.0	.0227	.0205	.0219	.0225
4.0	.0205	.0186	.0199	.0203
5.0	.0190	.0173	.0186	.0188
6.0	.0180	.0163	.0178	.0178
8.0	.0165	.0150	.0165	.0163
10.0	.0155	.0144	.0159	.0154

Source: Physical Aspects of Irradiation (NBS Handbook No. 85 [Washington, D.C.: Supt. of Docs., U.S. Government Printing Office, Mar. 1964]), p. 3.

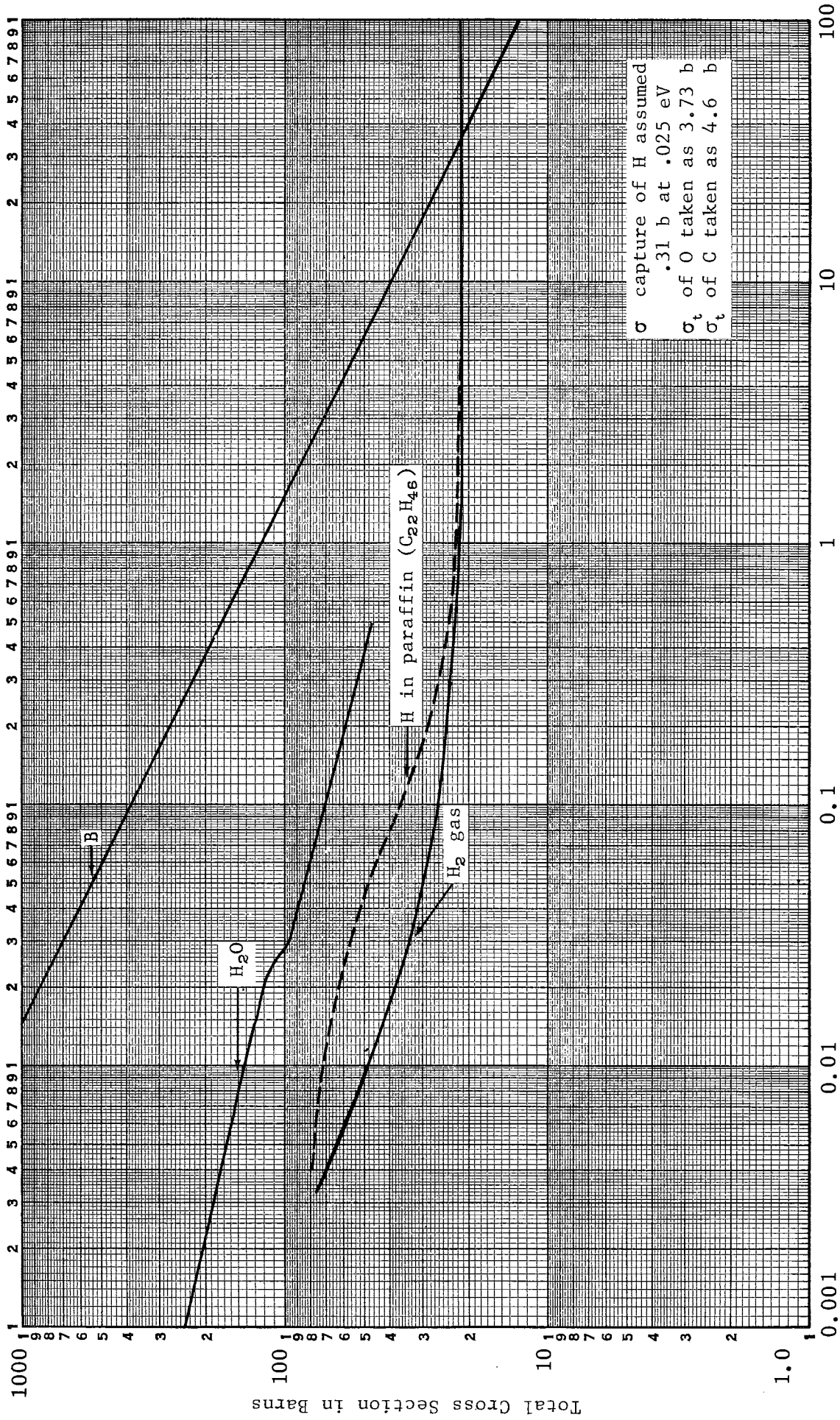
TOTAL NEUTRON CROSS SECTIONS FOR INDIUM AND CADMIUM



Data taken from BNL-325

NEUTRON CROSS SECTIONS FOR HYDROGEN AND BORON

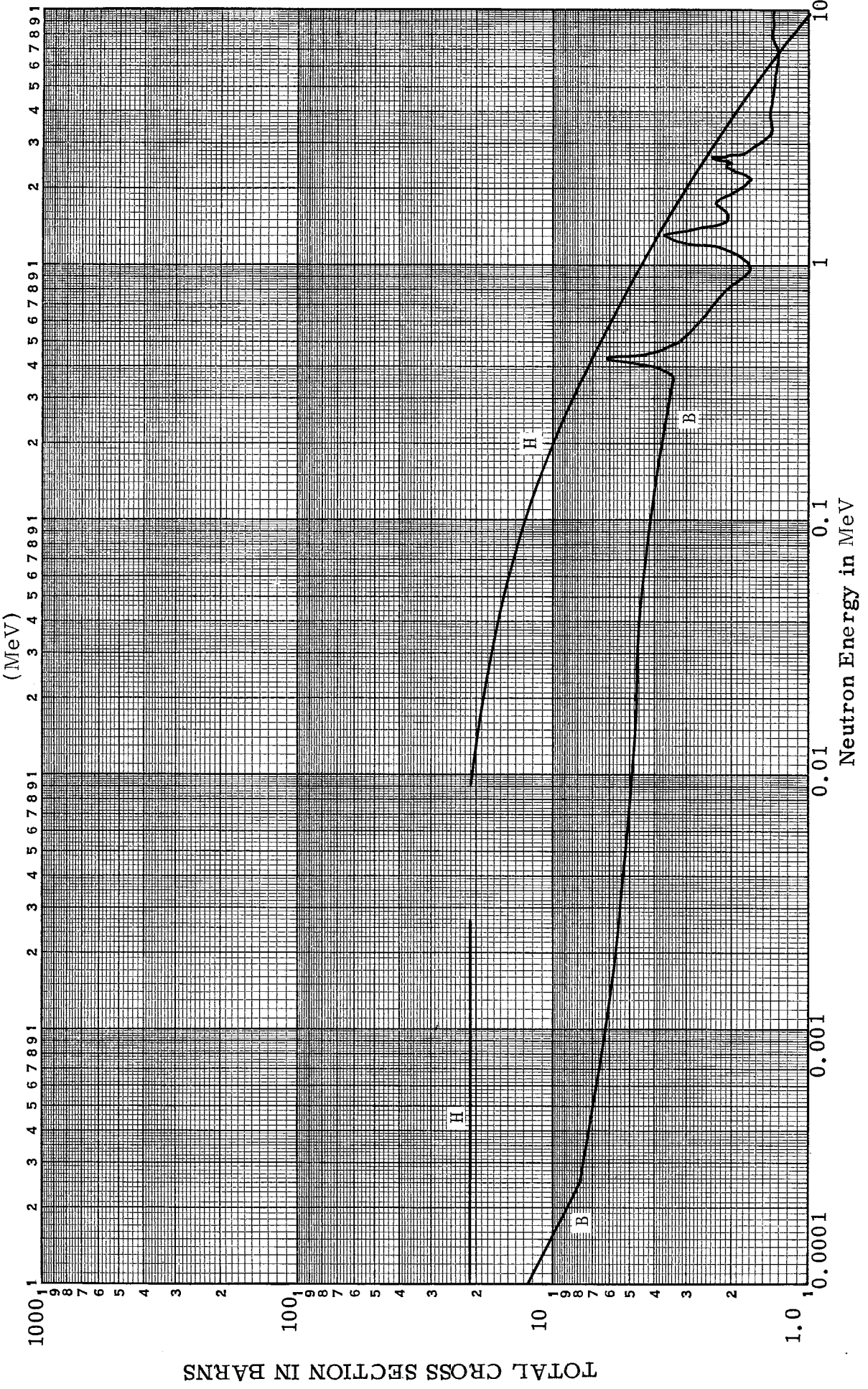
(eV)



Neutron Energy in eV

Cross sections for boron, H₂, and H₂O taken from BNL-325; for H in paraffin from Havens and Rainwater, Phys. Rev., 73, 7, 733-741 (1948).

NEUTRON CROSS SECTIONS FOR HYDROGEN AND BORON



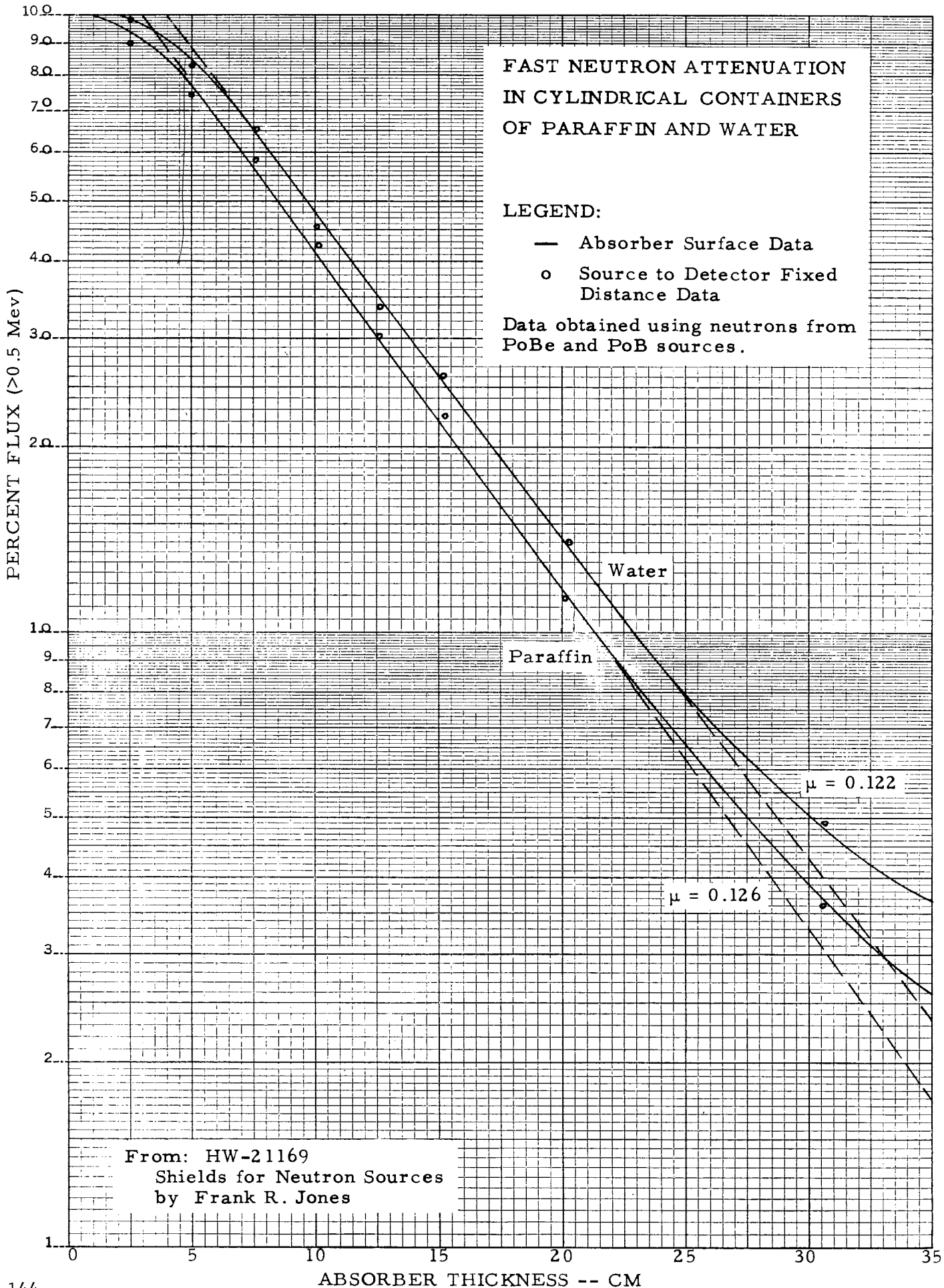
Data taken from BNL 325

FAST NEUTRON ATTENUATION
IN CYLINDRICAL CONTAINERS
OF PARAFFIN AND WATER

LEGEND:

- Absorber Surface Data
- o Source to Detector Fixed Distance Data

Data obtained using neutrons from PoBe and PoB sources.



From: HW-21169
Shields for Neutron Sources
by Frank R. Jones

DOSE BUILDUP FACTORS

$$\dot{X} = B\dot{X}_0 e^{-\mu x}$$

where \dot{X} = exposure rate, shielding present

B = buildup factor

\dot{X}_0 = exposure rate, same location as \dot{X} , no shielding

μ = linear absorption coefficient

x = shield thickness

Dose Buildup Factor (B) for a Point Isotropic Source

Material	MeV	μx^*						
		1	2	4	7	10	15	20
Water	0.255	3.09	7.14	23.0	72.9	166	456	982
	0.5	2.52	5.14	14.3	38.8	77.6	178	334
	1.0	2.13	3.71	7.68	16.2	27.1	50.4	82.2
	2.0	1.83	2.77	4.88	8.46	12.4	19.5	27.7
	3.0	1.69	2.42	3.91	6.23	8.63	12.8	17.0
	4.0	1.58	2.17	3.34	5.13	6.94	9.97	12.9
	6.0	1.46	1.91	2.76	3.99	5.18	7.09	8.85
	8.0	1.38	1.74	2.40	3.34	4.25	5.66	6.95
	10.0	1.33	1.63	2.19	2.97	3.72	4.90	5.98
Aluminum	0.5	2.37	4.24	9.47	21.5	38.9	80.8	141
	1.0	2.02	3.31	6.57	13.1	21.2	37.9	58.5
	2.0	1.75	2.61	4.62	8.05	11.9	18.7	26.3
	3.0	1.64	2.32	3.78	6.14	8.65	13.0	17.7
	4.0	1.53	2.08	3.22	5.01	6.88	10.1	13.4
	6.0	1.42	1.85	2.70	4.06	5.49	7.97	10.4
	8.0	1.34	1.68	2.37	3.45	4.58	6.56	8.52
	10.0	1.28	1.55	2.12	3.01	3.96	5.63	7.32
	Iron	0.5	1.98	3.09	5.98	11.7	19.2	35.4
1.0		1.87	2.89	5.39	10.2	16.2	28.3	42.7
2.0		1.76	2.43	4.13	7.25	10.9	17.6	25.1
3.0		1.55	2.15	3.51	5.85	8.51	13.5	19.1
4.0		1.45	1.94	3.03	4.91	7.11	11.2	16.0
6.0		1.34	1.72	2.58	4.14	6.02	9.89	14.7
8.0		1.27	1.56	2.23	3.49	5.07	8.50	13.0
10.0		1.20	1.42	1.95	2.99	4.35	7.54	12.4

* μx = mass absorption coefficient (μ/ρ) \times shield thickness (cm) \times shield density (g/cm^3).

NOTE: For concrete use an average of aluminum and iron; e.g., $B(\text{cone}) = [B(\text{iron}) + B(\text{Al})] \div 2$.

DOSE BUILDUP FACTORS--Continued

Point Isotropic Source--Continued

Material	MeV	μx^*						
		1	2	4	7	10	15	20
Tin	0.5	1.56	2.08	3.09	4.57	6.04	8.64	--
	1.0	1.64	2.30	3.74	6.17	8.85	13.7	18.8
	2.0	1.57	2.17	3.53	5.87	8.53	13.6	19.3
	3.0	1.46	1.96	3.13	5.28	7.91	13.3	20.1
	4.0	1.38	1.81	2.82	4.82	7.41	13.2	21.2
	6.0	1.26	1.57	2.37	4.17	6.94	14.8	29.1
	8.0	1.19	1.42	2.05	3.57	6.19	15.1	34.0
	10.0	1.14	1.31	1.79	2.99	5.21	12.5	33.4
Tungsten	0.5	1.28	1.50	1.84	2.24	2.61	3.12	--
	1.0	1.44	1.83	2.57	3.62	4.64	6.25	(7.35)
	2.0	1.42	1.85	2.72	4.09	5.27	8.07	(10.6)
	3.0	1.36	1.74	2.59	4.00	5.92	9.66	14.1
	4.0	1.29	1.62	2.41	4.03	6.27	12.0	20.9
	6.0	1.20	1.43	2.07	3.60	6.29	15.7	36.3
	8.0	1.14	1.32	1.81	3.05	5.40	15.2	41.9
	10.0	1.11	1.25	1.64	2.62	4.65	14.0	39.3
Lead	0.5	1.24	1.42	1.69	2.00	2.27	2.65	(2.73)
	1.0	1.37	1.69	2.26	3.02	3.74	4.81	5.86
	2.0	1.39	1.76	2.51	3.66	4.84	6.87	9.00
	3.0	1.34	1.68	2.43	2.75	5.30	8.44	12.3
	4.0	1.27	1.56	2.25	3.61	5.44	9.80	16.3
	5.1097	1.21	1.46	2.08	3.44	5.55	11.7	23.6
	6.0	1.18	1.40	1.97	3.34	5.69	13.8	32.7
	8.0	1.14	1.30	1.74	2.89	5.07	14.1	44.6
	10.0	1.11	1.23	1.58	2.52	4.34	12.5	39.2
Uranium	0.5	1.17	1.30	1.48	1.67	1.85	2.08	--
	1.0	1.31	1.56	1.98	2.50	2.97	3.67	--
	2.0	1.33	1.64	2.23	3.09	3.95	5.36	(6.48)
	3.0	1.29	1.58	2.21	3.27	4.51	6.97	9.88
	4.0	1.24	1.50	2.09	3.21	4.66	8.01	12.7
	6.0	1.16	1.36	1.85	2.96	4.80	10.8	23.0
	8.0	1.12	1.27	1.66	2.61	4.36	11.2	28.0
	10.0	1.09	1.20	1.51	2.26	3.78	10.5	28.5

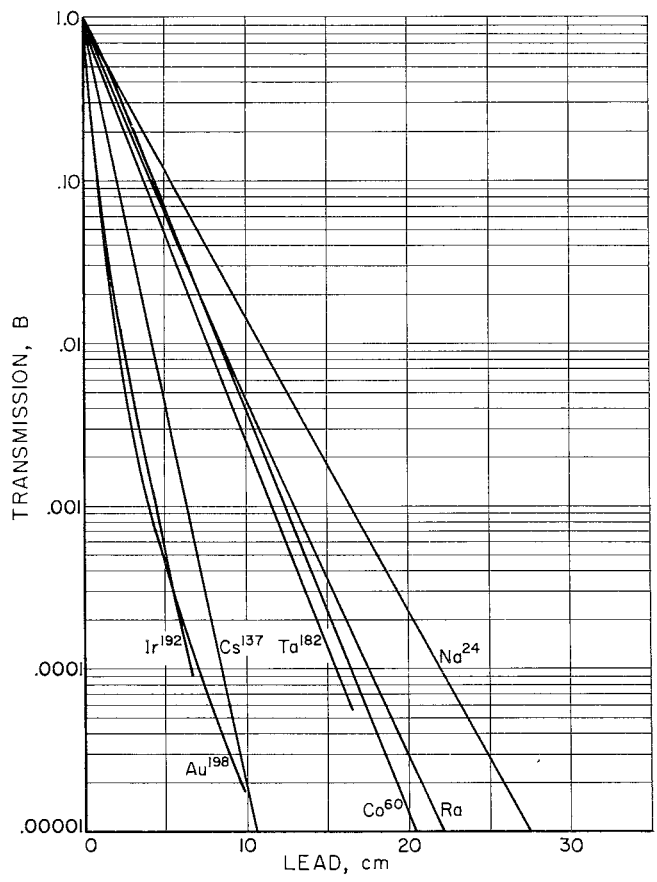
* μx = mass absorption coefficient (μ/ρ) \times shield thickness (cm) \times shield density (g/cm^3).

DOSE BUILDUP FACTORS--Continued

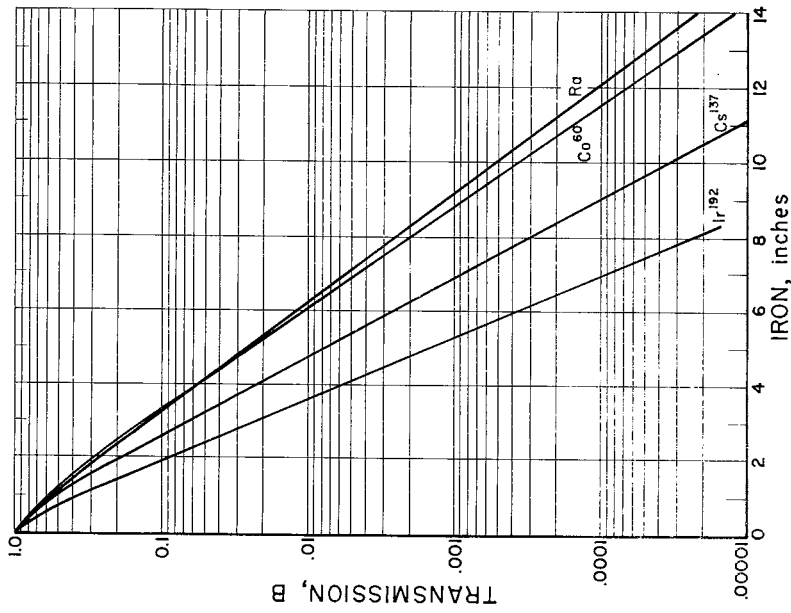
Dose Buildup Factor (B) for a Plane Monodirectional Source

Material	MeV	μx^*					
		1	2	4	7	10	15
Water	0.5	2.63	4.29	9.05	20.0	35.9	74.9
	1.0	2.26	3.39	6.27	11.5	18.0	30.8
	2.0	1.84	2.63	4.28	6.96	9.87	14.4
	3.0	1.69	2.31	3.57	5.51	7.48	10.8
	4.0	1.58	2.10	3.12	4.63	6.19	8.54
	6.0	1.45	1.86	2.63	3.76	4.86	6.78
	8.0	1.36	1.69	2.30	3.16	4.00	5.47
Iron	0.5	2.07	2.94	4.87	8.31	12.4	20.6
	1.0	1.92	2.74	4.57	7.81	11.6	18.9
	2.0	1.69	2.35	3.76	6.11	8.78	13.7
	3.0	1.58	2.13	3.32	5.26	7.41	11.4
	4.0	1.48	1.90	2.95	4.61	6.46	9.92
	6.0	1.35	1.71	2.48	3.81	5.35	8.39
	8.0	1.27	1.55	2.17	3.27	4.58	7.33
10.0	1.22	1.44	1.95	2.89	4.07	6.70	
Tin	1.0	1.65	2.24	3.40	5.18	7.19	10.5
	2.0	1.58	2.13	3.27	5.12	7.13	11.0
	4.0	1.39	1.80	2.69	4.31	6.30	---
	6.0	1.27	1.57	2.27	3.72	5.77	11.0
	10.0	1.16	1.33	1.77	2.81	4.53	9.68
Lead	0.5	1.24	1.39	1.63	1.87	2.08	---
	1.0	1.38	1.68	2.18	2.80	3.40	4.20
	2.0	1.40	1.76	2.41	3.36	4.35	5.94
	3.0	1.36	1.71	2.42	3.55	4.82	7.18
	4.0	1.28	1.56	2.18	3.29	4.69	7.70
	6.0	1.19	1.40	1.87	2.97	4.69	9.53
	8.0	1.14	1.30	1.69	2.61	4.18	9.08
	10.0	1.11	1.24	1.54	2.27	3.54	7.70
Uranium	0.5	1.17	1.28	1.45	1.60	1.73	---
	1.0	1.30	1.53	1.90	2.32	2.70	3.60
	2.0	1.33	1.62	2.15	2.87	3.56	4.89
	3.0	1.29	1.57	2.13	3.02	3.99	5.94
	4.0	1.25	1.49	2.02	2.94	4.06	6.47
	6.0	1.18	1.37	1.82	2.74	4.12	7.79
	8.0	1.13	1.27	1.61	2.39	3.65	7.36
	10.0	1.10	1.21	1.48	2.12	3.21	6.58

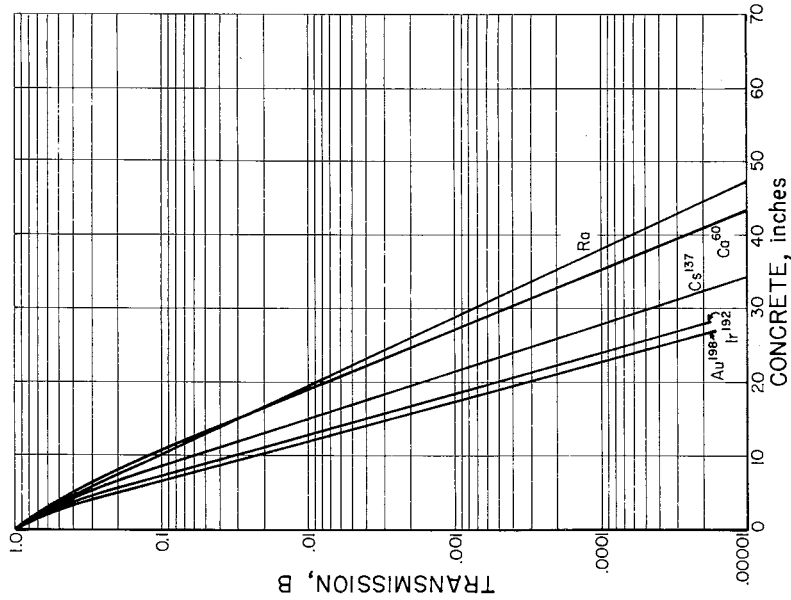
* μx = mass absorption coefficient (μ/ρ) \times shield thickness (cm) \times shield density (g/cm^3).



Transmission through lead of gamma rays from radium [14]; cobalt 60, cesium 137, gold 198 [7]; iridium 192 [15]; tantalum 182 and sodium 24 [29].



Transmission through iron of gamma rays from radium [14]; cobalt 60, cesium 137 [7]; iridium 192 [15].



Transmission through concrete (density 147 lb/ft³) of gamma rays from radium [14]; cobalt 60, cesium 137, gold 198 [7]; iridium 192 [15].

X RAY SHIELDING DESIGN

EQUATIONS

Primary Barrier:

$$K = \frac{Pd^2}{WUT}, \quad (1)$$

where

P = maximum permissible dose equivalent
0.1 R/week for controlled areas
0.01 R/week for environs

D = distance in meters (If distance in feet is used, this becomes d/3.28.)

W = workload in ma-min week (This should, insofar as possible, be averaged over a period of at least several months and preferably a year.)

U = use factor

T = occupancy factor.

Secondary Barrier:

Equation (1) may be used for the computation of secondary barriers subject to the following modifications:

(a) For scattered radiation from useful beams generated at 500 kVcp or less,

$$K = \frac{1,000 \times P \times d^2}{WT} \quad (\text{Use curve for kV of useful beam.}) \quad (2)*$$

(b) For scattered radiation from useful beams generated at 1,000 kVcp,

$$K = \frac{1,000 \times P \times d^2}{20 WT} \quad (\text{Use 500 kVcp curve.}) \quad (3)†$$

(c) For scattered radiation from useful beams generated at 2,000 kVcp,

$$K = \frac{1,000 \times P \times d^2}{120 WT} \quad (\text{Use 500 kVcp curve.}) \quad (4)†$$

(d) For scattered radiation from useful beams generated at 3,000 kVcp,

$$K = \frac{1,000 \times P \times d^2}{300 WT} \quad (\text{Use 500 kVcp curve.}) \quad (5)†$$

*If a 50-cm FSD is used divide K by 4.

†If a 70-cm FSD is used divide K by 2.

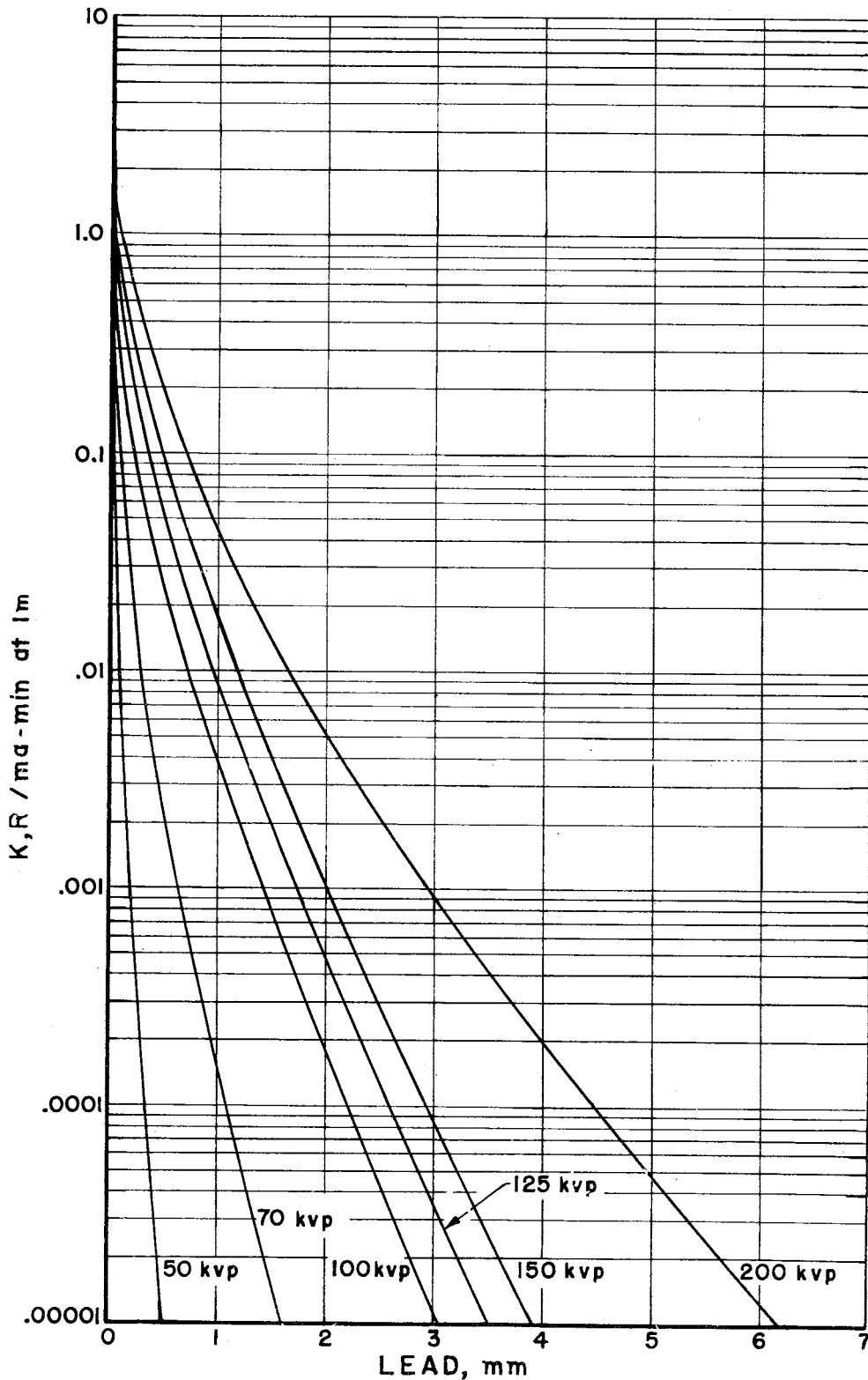


FIGURE 17. Attenuation in lead of x rays produced by potentials of 50- to 200-kv peak.

The measurements were made with a 90° angle between the electron beam and the axis of the x-ray beam and with a pulsed waveform. The curves at 50 and 70 kvp were obtained by interpolation and extrapolation of available data (Braestrup, 1944) [2]. The filtrations were 0.5 mm of aluminum for 50, 70, 100, and 125 kvp, and 3 mm of aluminum for 150 and 200 kvp [26].

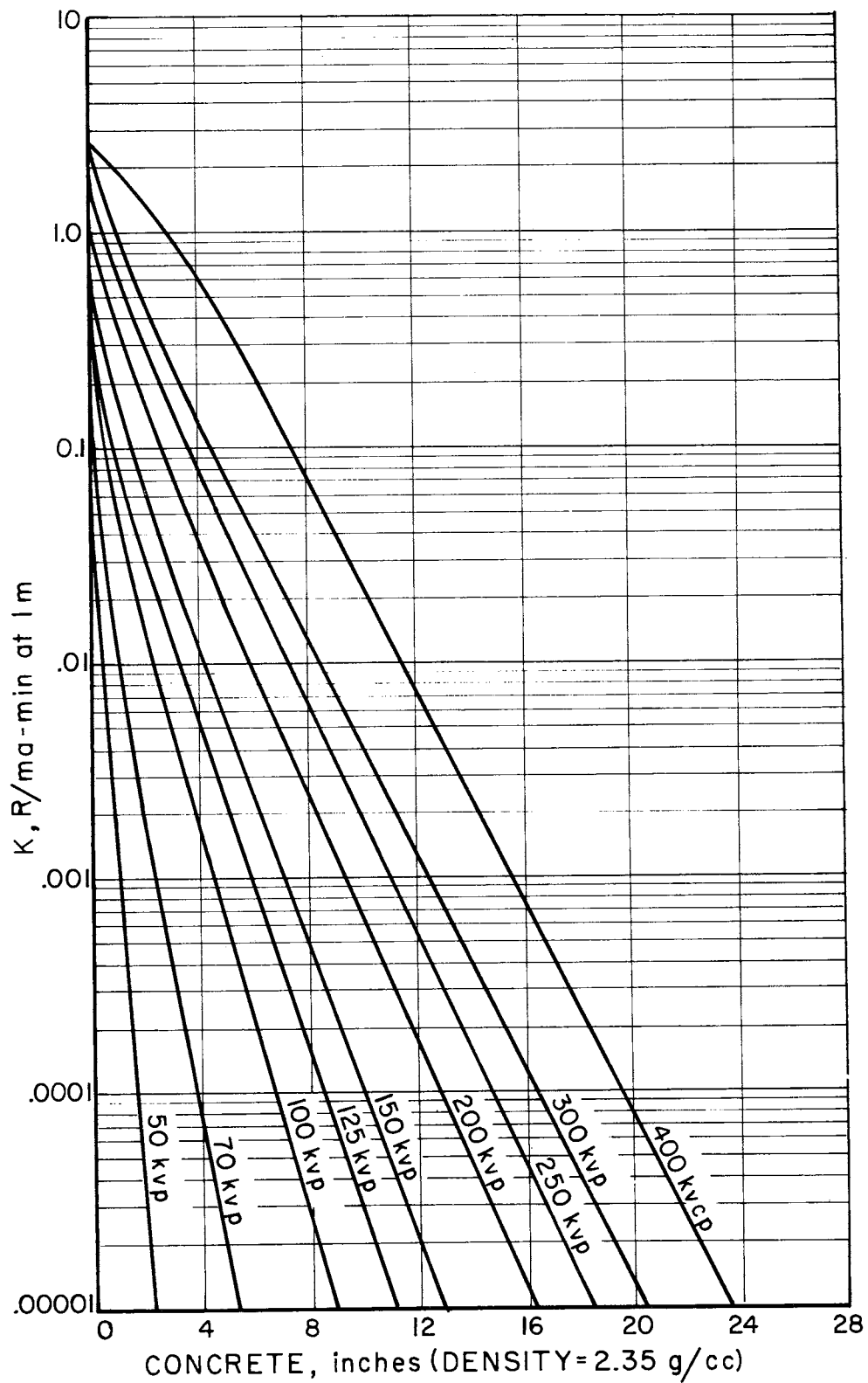


FIGURE 18. Attenuation in concrete of x rays produced by potentials of 50 to 400 kv.

The measurements were made with a 90° angle between the electron beam and the axis of the x-ray beam. The curves for 50 to 300 kVp are for a pulsed waveform. The filtrations were 1 mm of aluminum for 70 kVp, 2 mm of aluminum for 100 kVp, and 3 mm of aluminum for 125 to 300 kVp (Trout et al., 1955 and 1959) [11]. The 400-kVp curve was interpolated from data obtained with a constant potential generator and inherent filtration of approximately 3 mm of copper (Miller and Kennedy, 1955) [8] [26].

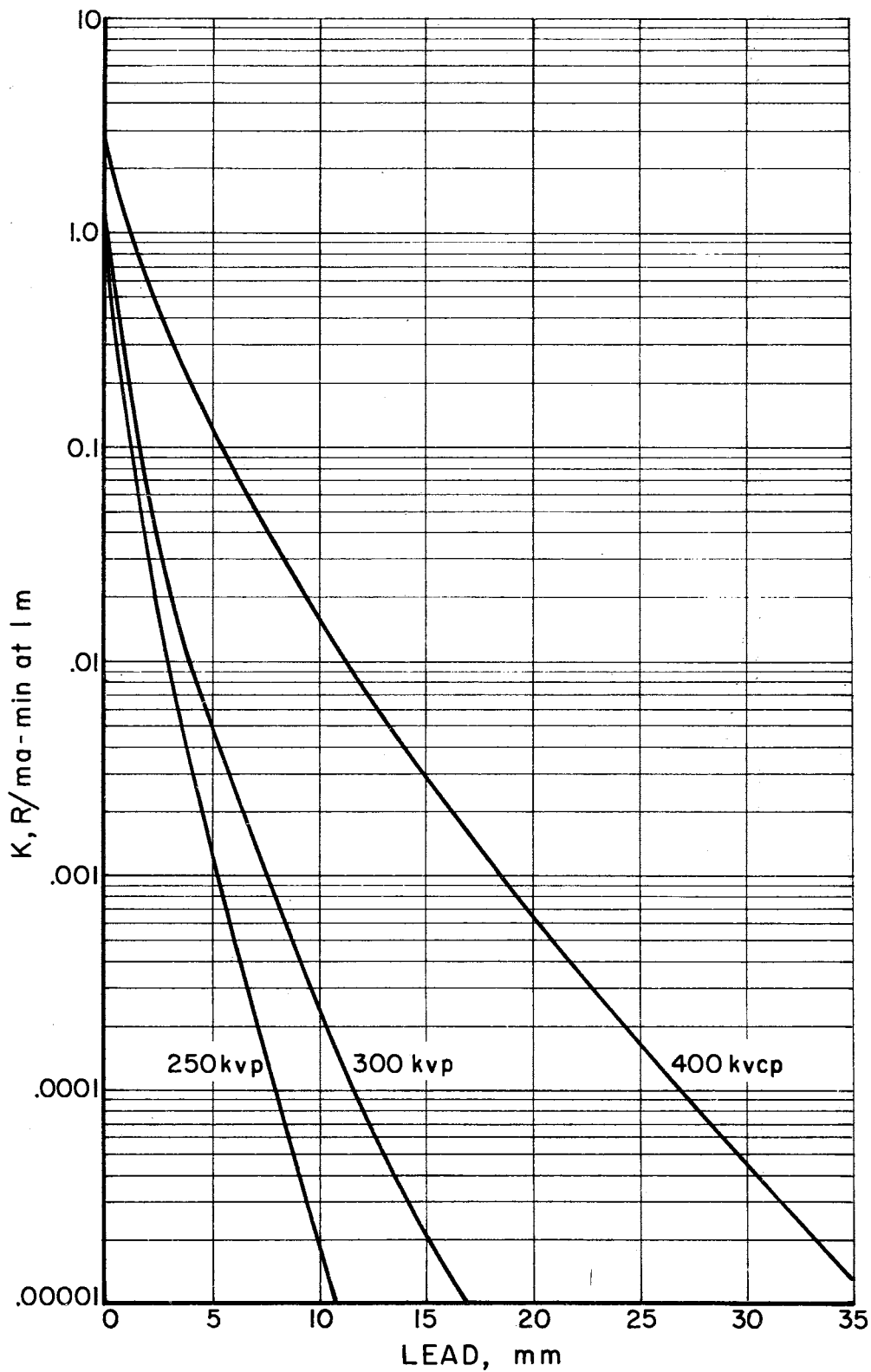


FIGURE 19. Attenuation in lead of x rays produced by potentials of 250 to 400 kv.

The measurements were made with a 90° angle between the electron beam and the axis of the x-ray beam. The 250-kvp curve is for a pulsed waveform and a filtration of 3 mm of aluminum (Braestrup, 1944) [2]. The 400-kvcp curve was obtained with a constant potential generator and inherent filtration of approximately 3 mm of copper (Miller and Kennedy, 1955) [8]. The 300-kvp curve is for pulsed waveform and 3 mm of aluminum (Trout et al., 1959) [11] [26].

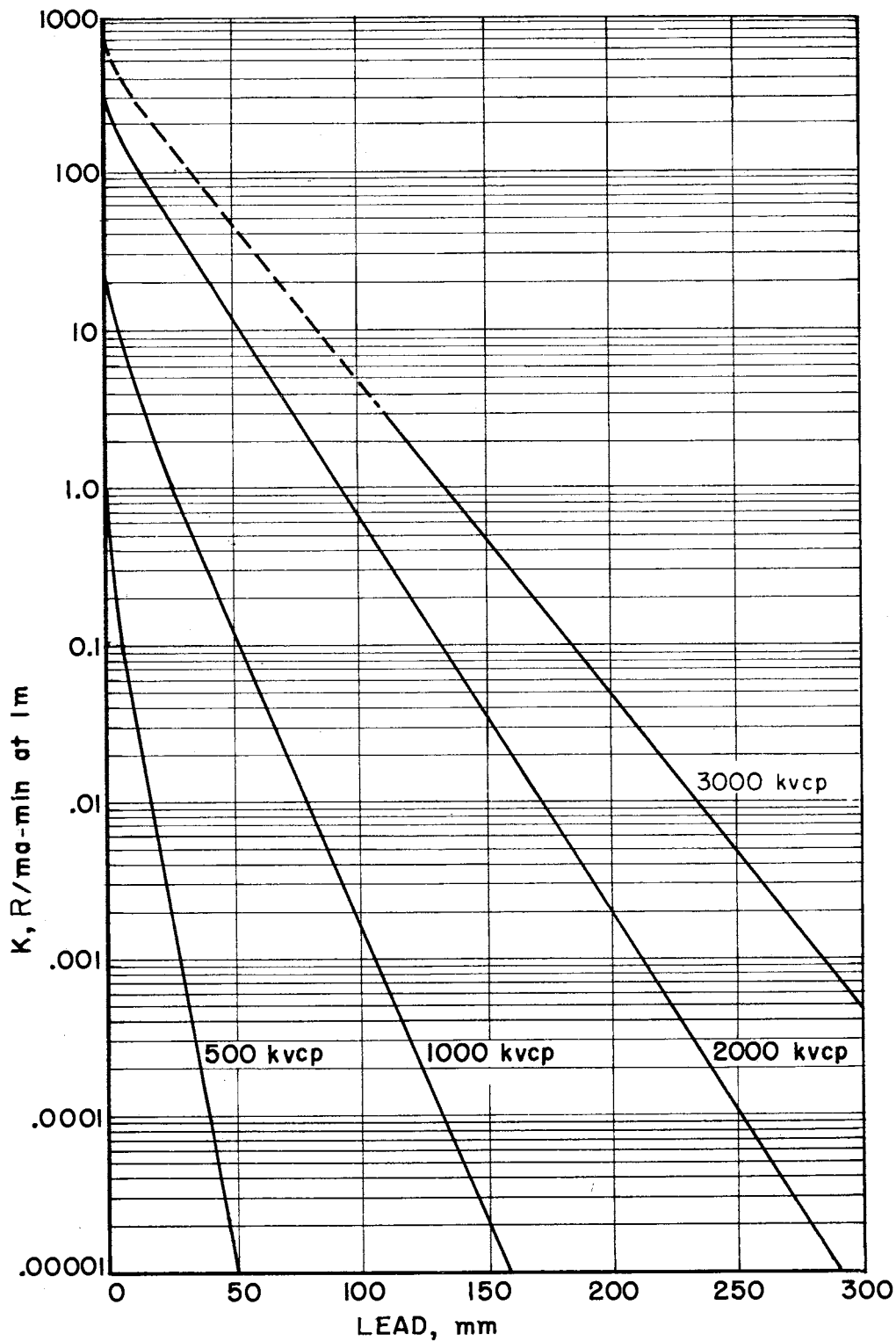


FIGURE 20. Attenuation in lead of x rays produced by potentials of 500- to 3,000-kv constant potential.

The measurements were made with a 0° angle between the electron beam and the axis of the x-ray beam and with a constant potential generator. The 500- and 1,000-kvcp curve were obtained with filtration of 2.88 mm of tungsten, 2.8 mm of copper, 2.1 mm of brass, and 18.7 mm of water (Wyckoff et al., 1948) [13]. The 2,000-kvcp curve was obtained by extrapolating to broad-beam conditions (E.E. Smith) the data of Evans et al., 1952 [3]. The inherent filtration was equivalent to 6.8 mm of lead. The 3,000-kvcp curve has been obtained by interpolation of the 2,000-kvcp curve given herein, and the data of Miller and Kennedy, 1956 [9].

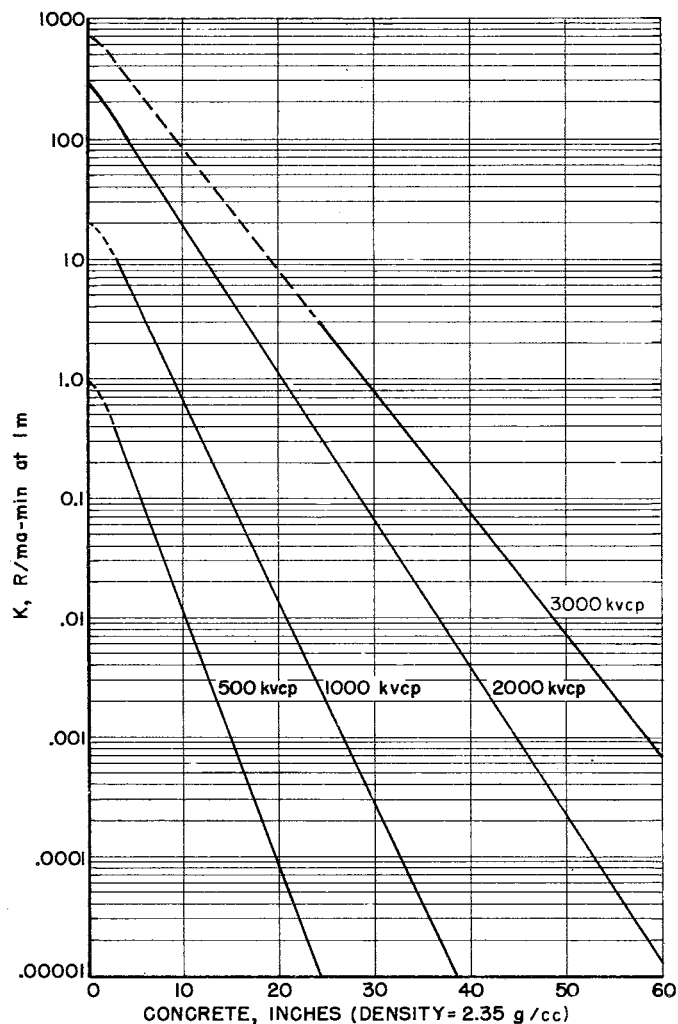


FIGURE 21. Attenuation in concrete of x rays produced by potentials of 500- to 3,000-kv constant potential.

The measurements were made with a 0° angle between the electron beam and the axis of the x-ray beam and with a constant potential generator. The 500- and 1,000-kvcp curves were obtained with filtration of 2.8 mm of copper, 2.1 mm of brass, and 18.7 mm of water (Wyckoff et al., 1948) [13]. The 2,000-kvcp curve was obtained by extrapolating to broad-beam conditions (E.E. Smith) the data of Evans et al., 1952 [3]. The inherent filtration was equivalent to 6.8 mm of lead. The 3,000-kvcp curve has been obtained by interpolation of the 2,000-kvcp curve given herein, and the data of Kim and Kennedy, 1954 [5].

TABLE 12. Half-value layer

[Approximate half-value layers obtained at high filtration for the indicated tube potentials under broad-beam conditions]

Attenuating material	hvl for various tube potentials												
	50 kvcp	70 kvcp	100 kvcp	125 kvcp	150 kvcp	200 kvcp	250 kvcp	300 kvcp	400 kvcp	500 kvcp	1,000 kvcp	2,000 kvcp	3,000 kvcp
Lead (mm).....	0.05	0.18	0.24	0.27	0.3	0.5	0.8	1.3	2.2	3.6	8.0	12.0	15.0
Concrete (in.).....	.2	.5	.7	.8	.9	1.0	1.1	1.2	1.3	1.4	1.8	2.45	2.95
Concrete (cm).....	.51	1.27	1.8	2.0	2.3	2.5	2.8	3.0	3.3	3.6	4.6	6.2	7.5

NOTE.—One tenth-value layer is equivalent to 3.33 half-value layers.

Commercial Lead Sheets

Thickness		Approximate Weight lb/ft ²
mm	in.	
0.79	1/32	2
1.00	5/128	2 1/2
1.19	3/64	3
1.58	1/16	4
1.98	5/64	5
2.38	3/32	6
3.17	1/8	8
4.76	3/16	12
6.35	1/4	16
8.50	1/3	20
10.1	2/5	24
12.7	1/2	30
16.9	2/3	40
25.4	1	60

Source: Medical X-Ray Protection up to Three Million Volts (NBS Handbook No. 76 [Washington, D.C.: Supt. of Docs., U.S. Government Printing Office, Feb. 1961]), p. 30.

Thickness of Lead Required to Reduce Useful Beam to 5 Percent^a

Beam Quality		Required Lead Thickness (mm)
Potential	Half Value Layer (mm)	
60 kVp	1.2 Al	0.10
100 kVp	1.0 Al	0.16
100 kVp	2.0 Al	0.25
100 kVp	3.0 Al	0.35
140 kVp	0.5 Cu	0.7
200 kVp	1.0 Cu	1.0
250 kVp	3.0 Cu	1.7
400 kVp	4.0 Cu	2.3
1000 kVp	3.2 Pb	20.5
2000 kVp	6.0 Pb	43.0
2000 kVcp	14.5 Pb	63.0
3000 kVcp	16.2 Pb	70.0
6000 kV	17.0 Pb	74.0
8000 kV	15.5 Pb	67.0
Cobalt 60	10.4 Pb	47.0

^a Approximate values for broad beams. Transmission data for brass, steel and other material for potentials up to 2000 kVp may be found in reference [15]. Measurements on 1000 kVp and 2000 kVp made with resonant-type therapy units. Data for 6000 kV taken from reference [16], for a linear accelerator. Data for 2000 kVcp, 3000 kVcp, and 8000 kV derived by interpolation from graph presented in reference [17]. The third column refers to lead or to the required equivalent lead thickness of lead-containing materials (e.g. lead rubber, lead glass, etc.).

Source: Medical X-Ray and Gamma-Ray Protection for Energies up to 10 MeV (NCRP Report No. 33 [Washington, D.C.: National Council on Radiation Protection and Measurements, Feb. 1968]), p. 45.

CONCRETE* EQUIVALENTS (mm) OF LEAD AT DIFFERENT
X-RAY TUBE POTENTIALS

Lead Thickness (mm)	Tube Potential			
	150 kVp	200 kVp	300 kVp	400 kVp
1	80	75	56	47
2	150	140	89	70
3	220	200	117	94
4	280	260	140	112
6	---	---	200	140
8	---	---	240	173
10	---	---	280	210
15	---	---	---	280

*Density 2.35 g/cm³.

IRON EQUIVALENTS (mm) OF LEAD AT DIFFERENT
X-RAY TUBE POTENTIALS

Lead Thickness (mm)	Tube Potential						
	150 kVp	200 kVp	300 kVp	400 kVp	600 kVp	800 kVp	1000 kVp
1	11	12	12	11	10	9	8
2	25	27	20	18	16	14	13
3	37	40	28	23	19	17	16
4	50	55	35	28	23	20	18
6	---	---	48	38	30	26	23
8	---	---	60	45	36	31	28
10	---	---	75	55	42	36	32
15	---	---	---	75	55	48	43
20	---	---	---	---	70	60	55
50	---	---	---	---	---	125	110

Data for tables from NBS Handbook No. 50.

TABLE 1.—Mean milliroentgens per milliamperere-second at 12 inches by kilovolt peak and filtration categories for dental X-ray units

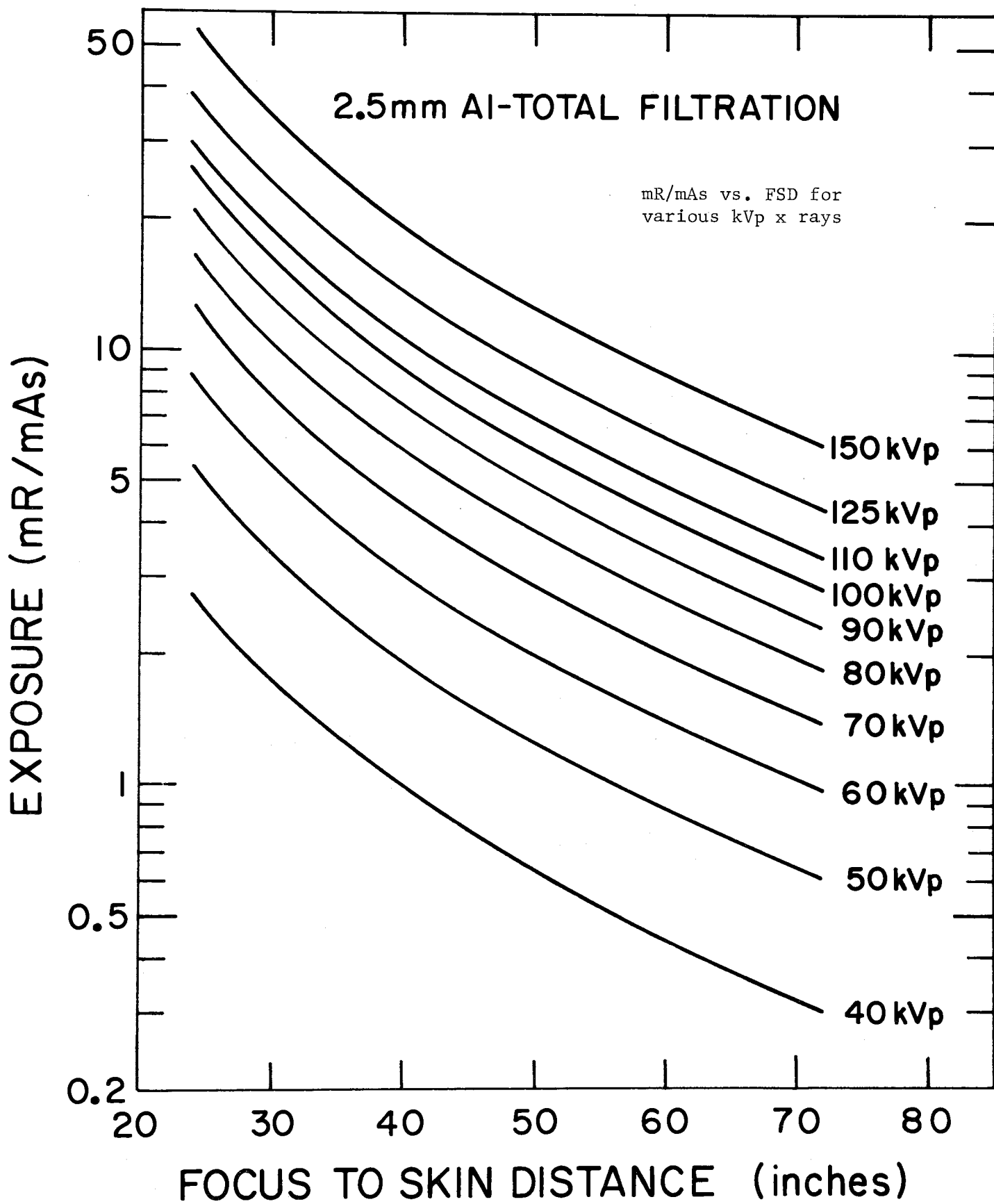
Total filtration (millimeters of Al equivalent)	Kilovolt peak								
	50	55	60	65	70	75	80	85	90
0.5.....	91.11	96.03	101.44	107.59	114.73	123.10	132.94	144.49	158.00
1.0.....	58.38	63.32	68.54	74.27	80.75	88.24	96.98	107.20	119.15
1.5.....	36.61	41.64	46.72	52.09	57.99	64.66	72.35	81.30	91.75
2.0.....	23.26	28.45	33.45	38.52	43.89	49.81	56.52	64.25	73.27
2.5.....	15.79	21.19	26.19	31.01	35.92	41.14	46.93	53.52	61.16
3.0.....	11.65	17.33	22.37	27.02	31.52	36.12	41.04	46.55	52.88
3.5.....	8.30	14.32	19.47	24.01	28.17	32.19	36.32	40.80	45.88
4.0.....	3.19	9.61	14.94	19.43	23.30	26.82	30.21	33.73	37.62
4.5.....	---	.67	6.24	10.73	14.39	17.46	20.18	22.80	25.56

TABLE 2.—Mean milliroentgens per milliamperere-second at 12 inches by kilovolt peak and filtration categories for nondental X-ray units

Total filtration (millimeters of Al equivalent)	Kilovolt peak					
	45	50	55	60	65	70
0.5.....	67.02	78.58	89.90	101.16	112.51	124.11
1.0.....	43.25	52.83	62.16	71.41	80.74	90.31
1.5.....	27.62	35.49	43.10	50.62	58.21	66.03
2.0.....	18.35	24.80	30.97	37.04	43.17	49.52
2.5.....	13.69	18.99	24.00	28.90	33.84	38.99
3.0.....	11.87	16.29	20.42	24.43	28.46	32.70
3.5.....	11.12	14.96	18.48	21.87	25.28	28.88
4.0.....	9.69	13.21	16.41	19.46	22.52	25.76
4.5.....	5.81	9.29	12.44	15.43	18.42	21.57

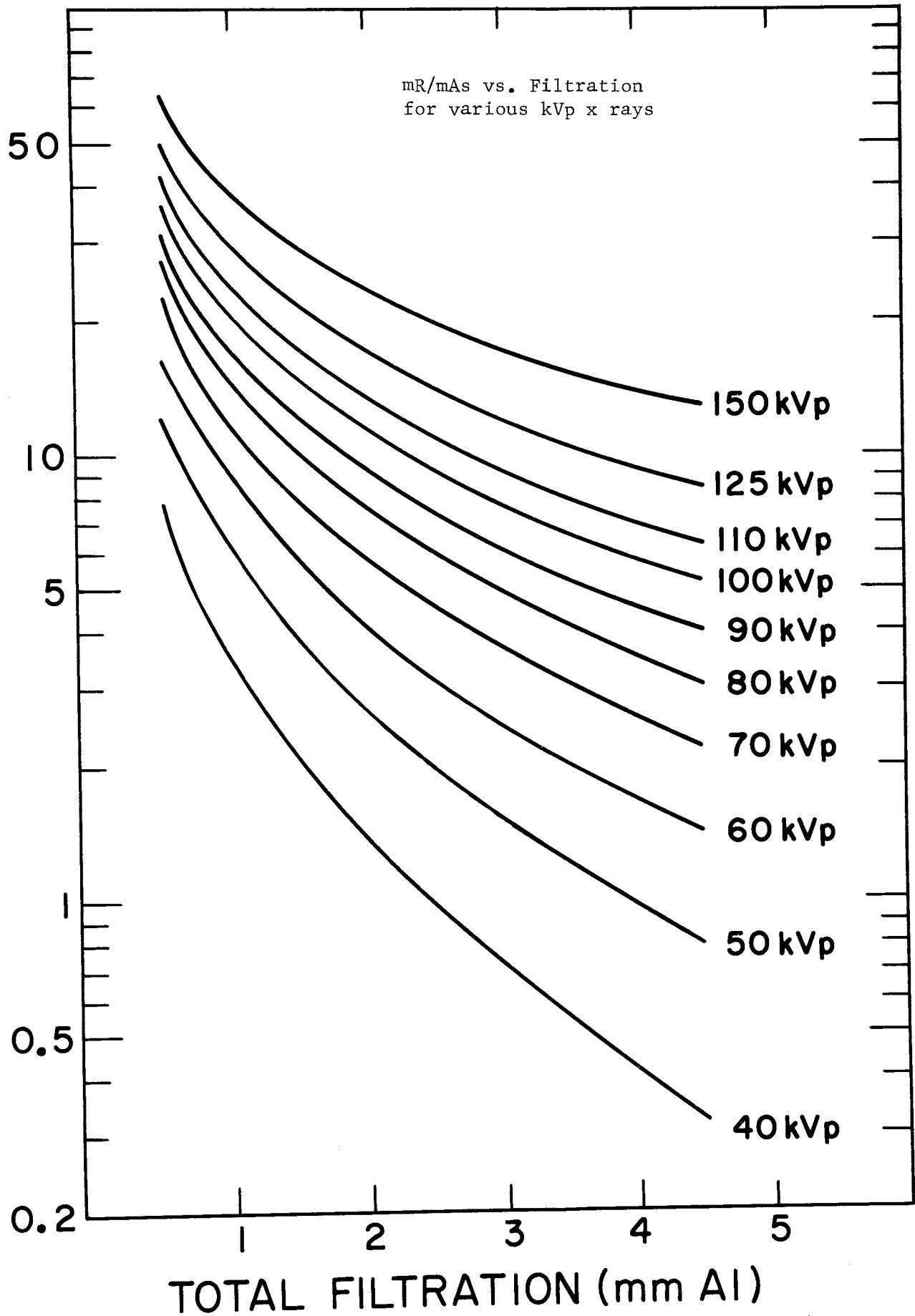
Total filtration (millimeters of Al equivalent)	Kilovolt peak—Continued					
	75	80	85	90	95	100
0.5.....	136.14	148.76	162.12	176.40	191.76	208.36
1.0.....	100.30	110.86	122.16	134.36	147.63	162.14
1.5.....	74.26	83.04	92.56	102.96	114.42	127.10
2.0.....	56.25	63.54	71.55	80.43	90.36	101.49
2.5.....	44.52	50.59	57.37	65.01	73.68	83.55
3.0.....	37.30	42.43	48.25	54.93	62.63	71.51
3.5.....	32.83	37.29	42.44	48.43	55.43	63.61
4.0.....	29.33	33.41	38.17	43.75	50.33	58.07
4.5.....	25.06	29.03	33.66	39.12	45.56	53.15

Tables from Population Exposure to X-Rays U.S. 1964, PHS No. 1519.



Courtesy of Dr. J. R. Cameron, University Hospitals, University of Wisconsin

EXPOSURE (mR/mAs) AT 40 INCHES



Courtesy of Dr. J. R. Cameron, University Hospitals, University of Wisconsin

X-Ray Critical-Absorption and Emission Energies in kev

By S. FINE and C. F. HENDEE

Philips Laboratories
Irvington on Hudson, New York

Increased use of energy-proportional detectors for X-rays has created a need for a table of energy values of K and L absorption and emission series.

The table presented here includes all elements. Most values were obtained by a conversion to kev of tabulated experimental wavelength values (1-3); some are from previous energy-value compilations (4, 5). Where a choice existed, the value chosen was the one derived from later work. Certain values were determined by interpolation, using Moseley's law. (All this is annotated in footnotes.)

The conversion equations relating energy and wavelength used are (6)

$$E \text{ (kev)} = (12.39644 \pm 0.00017) / \lambda (\text{\AA}) \\ = 12.39644 / 1.002020 \lambda (\text{kX unit})$$

In computing values the number of places retained sufficed to maintain the uncertainty in the original source value. The values in the table have been listed uniformly to 1 ev. However, chemical form may shift absorption edges as much as 10-20 ev (4, 5).

To discover computational errors a fit was made to Moseley's law. In general the values were consistent, however there were a few irregularities due to the deviation of some input values (1). These were retained in the

body of the table but a set of values calculated to fit better are footnoted.

* * *

The authors wish to express their appreciation to W. Parrish for helpful suggestions and to H. Kasper for performing the computation in connection with this work.

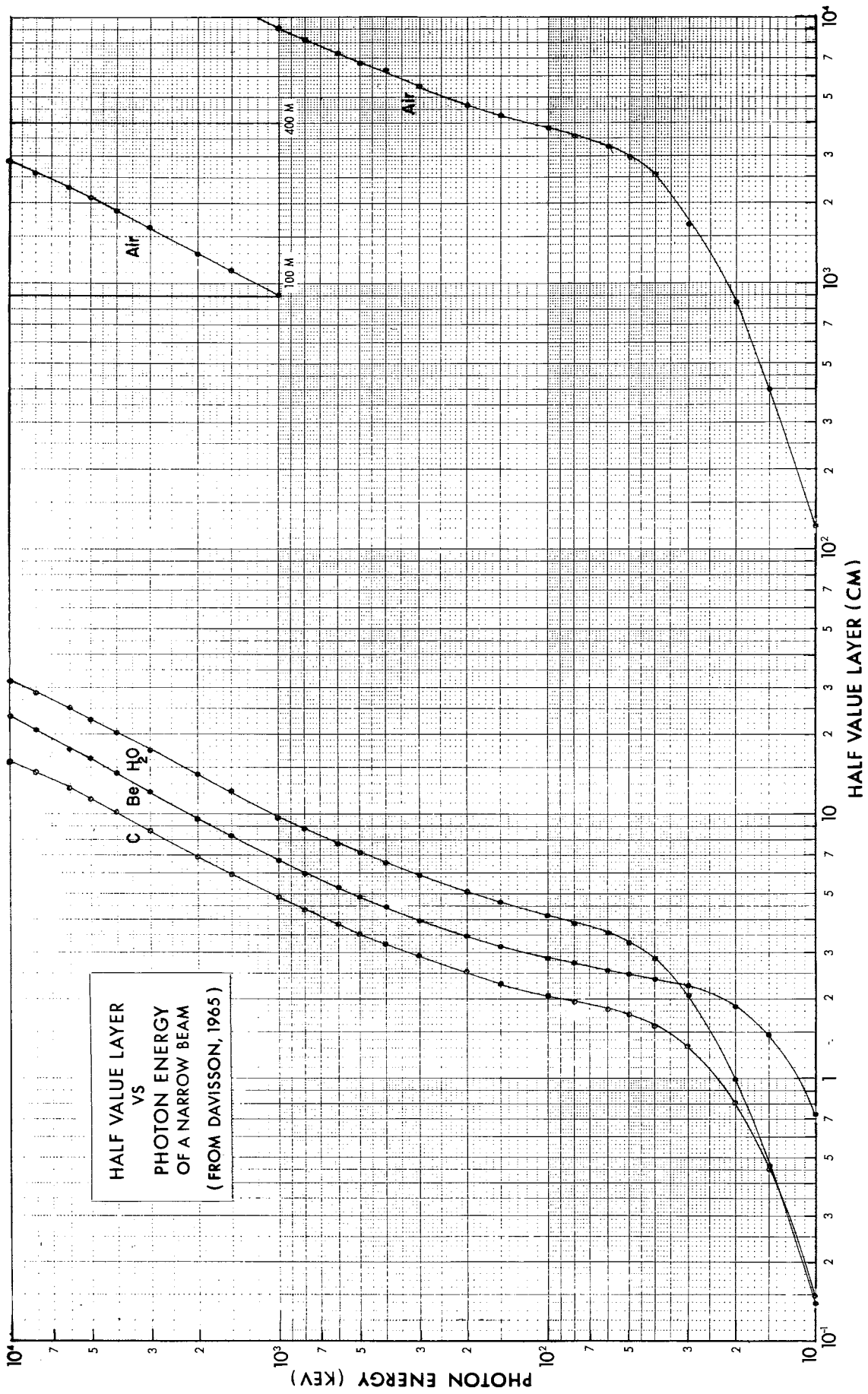
BIBLIOGRAPHY

1. Y. Cauchois, H. Hulubei, "Tables de Constantes et Donnees Numeriques, I, Longueurs D'Onde des Emissions X et des Discontinuites D'Absorption X" (Hermann et Cie, Paris France, 1947)
2. A. H. Compton and S. K. Allison, "X-rays in Theory and Experiment" (D. Van Nostrand Co., Inc., New York, 1951)
3. C. E. Moore, "Atomic Energy Levels," NBS 467 (National Bureau of Standards, U. S. Department of Commerce, Washington, D. C., 1949)
4. Y. Cauchois, *J. phys. radium* **13**, 113 (1952)
5. R. D. Hill, E. L. Church, and J. W. Mihelich, *Rev. Sci. Instr.* **23**, 523 (1952)
6. J. W. M. DuMond, E. R. Cohen, *Phys. Rev.* **82**, 555 (1951)

X-Ray Critical-Absorption and Emission Energies in kev

Atomic Num- ber	Element	K series					L series							
		K_{ab}	$K\beta_2$	$K\beta_1$	$K\alpha_1$	$K\alpha_2$	L_{Iab}	L_{IIab}	L_{IIIab}	$L\gamma_1$	$L\beta_2$	$L\beta_1$	$L\alpha_1$	$L\alpha_2$
1	Hydrogen	0.0136†												
2	Helium	0.0246†												
3	Lithium	0.055				0.052								
4	Beryllium	0.116§				0.110								
5	Boron	0.192†				0.185								
6	Carbon	0.283				0.282								
7	Nitrogen	0.399				0.392								
8	Oxygen	0.531				0.523								
9	Fluorine	0.687†				0.677								
10	Neon	0.874*				0.851§	0.048†	0.022†	0.022†					
11	Sodium	1.08*		1.067		1.041	0.055§	0.034§	0.034§					
12	Magnesium	1.303		1.297		1.254	0.063	0.050	0.049					
13	Aluminum	1.559		1.553	1.487	1.486	0.087	0.073**	0.072**					
14	Silicon	1.838		1.832	1.740	1.739	0.118*	0.099**	0.098**					
15	Phosphorus	2.142		2.136	2.015§	2.014§	0.153*	0.129§	0.128§					
16	Sulphur	2.470		2.464	2.308	2.306	0.193*	0.164**	0.163**					
17	Chlorine	2.819¶		2.815	2.622	2.621	0.238*	0.203§	0.202§					
18	Argon	3.203		3.192§	2.957	2.955	0.287*	0.247**	0.245**					
19	Potassium	3.607		3.589	3.313	3.310	0.341*	0.297**	0.294**					
20	Calcium	4.038		4.012	3.691	3.688	0.399*	0.352	0.349			0.344	0.341	
21	Scandium	4.496		4.460	4.090	4.085	0.462*	0.411**	0.406**			0.399	0.395	
22	Titanium	4.964		-4.931	4.510	4.504	0.530*	0.460**	0.454**			0.458	0.452	
23	Vanadium	5.463		-5.427	4.952	4.944	0.604*	0.519**	0.512**			0.519	0.510	
24	Chromium	5.988		-5.946	5.414	5.405	0.679*	0.583**	0.574**			0.581	0.571	
25	Manganese	6.537		6.490	5.898	5.887	0.762*	0.650**	0.639**			0.647	0.636	
26	Iron	7.111		7.057	6.403	6.390	0.849*	0.721**	0.708**			0.717	0.704	
27	Cobalt	7.709		7.649	6.930	6.915	0.929*	0.794**	0.779**			0.790	0.775	
28	Nickel	8.331	8.328	8.264	7.477	7.460	1.015*	0.871**	0.853**			0.866	0.849	
29	Copper	8.980	8.976	8.904	8.047	8.027	1.100*	0.953	0.933			0.948	0.928	
30	Zinc	9.660	9.657	9.571	8.638	8.615	1.200*	1.045	1.022			1.032	1.009	

Copyrighted by McGraw-Hill (NUCLEONICS). Reproduced by U.S. Department of Health, Education, and Welfare by permission of copyright holder. Further reproduction without permission of copyright holder is forbidden.



MEDICAL X RAY FILM SPEEDS*

Film (Screen Films)	Slow Screen (Radelin UD)	Medium Screen (Patterson Par-Speed)	Fast Screen (Ilford Fast)	Contrast Factor†
AnSCO Fine-X	350	890	1570	2.6
AnSCO Hi-Speed	400	1000	1780	2.4
Dupont Cronex I	280	700	1230	3.0
Dupont Cronex II	360	910	1600	3.4
Dupont Cronex III	560	1430	2520	2.9
Ferrania Radio N	350	880	1560	2.7
Gevaert Curix	260	670	1190	2.6
Gevaert Curix Rapid	470	1190	2110	2.8
Gevaert Curix Spec.	180	460	820	2.6
Ilford Red Seal	350	880	1550	2.7
Ilford Standard	220	560	1000	2.8
Kodak Blue Brand	320	820	1460	2.8
Kodak Royal Blue	610	1550	2740	3.0

(Non-Screen Films)	Without Screen			Contrast Factor
AnSCO No Screen	47	-----	-----	2.2
Ferrania Simplex	25	-----	-----	2.0
Gevaert Osray	46	-----	-----	2.2
Ilford Ilfex	39	-----	-----	2.5
Kodak No Screen	51	-----	-----	2.5

*Speed = $1/R$, where R is the exposure in roentgens required to obtain a film density of 1.0 under specified development conditions. Film exposed with x-ray beam of 4 mm Al HVL and developed 3 minutes in Kodak Liquid Developer at 20° C.

†The slope of the H & D curve (plot of film density vs. log exposure) at a film density of 1.0. The contrast factor is generally independent of screen type and HVL of exposing beam except when film is used without screens.

The information on pages 165 through 167 is taken from "Some Physical Factors Affecting Radiographic Image Quality: Their Theoretical Basis and Measurement," by Lloyd M. Bates (PHS Publication No. 999-RH-38) August 1969.

MEDICAL X RAY SCREEN SPEEDS*

Screen	Slow Film (Gevaert Curix Spec.)	Medium Film (Kodak Blue Brand)	Fast Film (Kodak Royal Blue)
Ansco High Speed	610	1080	2040
Ansco Medium Speed	490	880	1660
Auer Flash-speed	730	1300	2440
Buck A	440	780	1480
Buck AA	550	990	1860
Buck AAA	610	1090	2050
Ilford Fast	820	1460	2740
Ilford Standard	420	760	1430
Patterson Detail	280	500	930
Patterson Hi-speed	680	1220	2300
Patterson Par-speed	460	820	1550
Radelin HR	230	410	780
Radelin T	440	790	1480
Radelin TF	720	1290	2440
Radelin UD	180	320	610
Wolf Rapid	490	870	1640
Wolf Ultra	560	1000	1880
Without screen†	6	13	22

*Speed = $1/R$, where R is the exposure in roentgens required to obtain a film density of 1.0 under specified development conditions. Films exposed with x-ray beam of 4 mm Al HVL and developed 3 minutes in Kodak Liquid Developer at 20° C.

†Screen-type film used.

VARIATION OF MEDICAL X RAY FILM SPEED WITH HVL*

Screen	Film	HVL		
		2 mm Al	4 mm Al	6 mm Al
Slow (Radelin UD)	Medium (Kodak Blue Brand)	260	320	370
Medium (Patterson Par-speed)	Medium (Kodak Blue Brand)	630	820	940
Fast (Ilford Fast)	Medium (Kodak Blue Brand)	980	1460	1770
None	Medium (Kodak Blue Brand)	11	13	13
None	Fast (Kodak No Screen)	42	51	58

*Speed = $1/R$, where R is the exposure in roentgens required to obtain a film density of 1.0 under specified development conditions. Films developed 3 minutes in Kodak Liquid Developer at 20° C.

PERCENTAGE BACKSCATTER TABLES

X-ray exposure is measured in air at a given distance from the x-ray tube. When a beam of x rays is incident on a patient or other object, the exposure rate at the surface will be increased by x rays scattered back to the detector by the patient or the tabletop. The percentage backscatter is a measure of the increase in exposure rate and is defined as the increase in exposure rate at the surface of the patient compared to the exposure rate at the same point in air:

$$\text{Percentage Backscatter} = \frac{X_s - X_a}{X_a} \times 100$$

where: X_s = exposure rate at the surface
 X_a = exposure rate at the same distance in air.

The following tables give percentage backscatter for circular and rectangular fields of various sizes and at various HVL's with open-ended treatment cones.

(a) CIRCULAR FIELDS

Half Value Layer	Area cm ²	Area												
		10	16	20	25	35	50	64	80	100	150	200	300	400
mm Al	radius cm	1.78	2.26	2.52	2.82	3.34	3.99	4.51	5.05	5.64	6.77	7.98	9.75	11.3
	1.0	10.8	12.8	13.8	14.8	16.4	17.9	18.9	19.7	20.5	21.8	22.9		
	2.0	11.8	14.3	15.4	16.8	19.0	21.1	22.5	23.8	25.0	26.6	27.9		
	3.0	13.4	16.4	17.9	19.4	21.7	24.0	25.6	27.0	28.3	30.2	31.8		
	4.0	14.1	17.4	19.0	20.8	23.6	26.5	28.3	29.9	31.4	33.4	35.0		
mm Cu	0.25	17.4	20.5	22.0	23.7	26.3	29.2	31.2	33.0	34.8	37.4	39.5	42.4	45.0
	0.5	18.6	22.0	23.5	25.4	28.2	31.4	33.6	35.7	37.6	40.6	43.0	46.3	49.2
	1.0	15.0	18.4	20.0	22.1	25.2	28.8	31.4	33.8	36.0	39.3	42.0	45.8	49.0
	1.5	13.8	16.9	18.4	20.1	23.0	26.2	28.4	30.6	32.7	36.1	39.1	42.8	46.0
	2.0	11.9	14.5	16.0	17.6	20.1	23.0	25.0	26.9	28.8	32.0	34.8	38.5	41.8
	3.0	9.8	12.0	13.0	14.4	16.4	18.8	20.5	22.2	23.8	26.6	28.9	31.6	34.0
	4.0	7.6	9.4	10.4	11.4	13.2	15.2	16.8	18.2	19.7	22.0	24.0	26.4	28.0

(b) RECTANGULAR FIELDS CM X CM

Half Value Layer	Field Size (cm x cm)	Field Size (cm x cm)										
		4x4	4x6	4x8	4x10	4x15	4x20	6x6	6x8	6x10	6x15	6x20
mm Cu	0.5	21.4	24.4	26.1	27.2	28.5	29.2	28.3	30.6	32.1	34.0	35.0
	1.0	18.0	21.1	23.0	24.3	25.8	26.6	25.2	27.9	29.7	31.8	33.0
	1.5	16.6	19.3	21.0	22.2	23.7	24.5	23.0	25.3	26.9	29.1	30.3
	2.0	14.4	16.9	18.4	19.4	20.8	21.6	20.1	22.2	23.7	25.7	26.9
	3.0	11.6	13.7	14.9	15.8	17.0	17.6	16.4	18.2	19.4	21.1	22.1
	8x8	8x10	8x15	8x20	10x10	10x15	10x20	15x15	15x20	20x20		
	0.5	33.4	35.2	37.6	39.0	37.3	40.1	41.8	43.9	46.2	48.9	
	1.0	31.1	33.3	36.0	37.5	35.7	38.9	40.7	43.0	45.6	48.7	
	1.5	28.2	30.2	33.0	34.5	32.4	35.7	37.6	40.0	42.6	45.7	
	2.0	24.8	26.5	29.2	30.7	28.6	31.7	33.5	35.8	38.4	41.5	
	3.0	20.4	21.9	24.1	25.3	23.7	26.2	27.7	29.6	31.5	33.7	

DEPTH DOSE TABLES

"Percentage depth dose" is the ratio of radiation dose at some depth (d) below the surface of the patient or phantom (D_d) to the dose at the surface (D_s):

$$\text{Percentage Depth Dose} = \frac{D_d}{D_s} \times 100.$$

At high energies (e.g., ^{60}Co), the maximum dose occurs at some point below the surface. In this case the percentage depth dose is defined as the ratio of absorbed dose at some depth d (D_d) to the maximum dose (D_m):

$$\text{Percentage Depth Dose} = \frac{D_d}{D_m} \times 100.$$

The following tables give percentage depth doses for various field sizes and exposure parameters.

HVL 1.0 MM AL. (APPROXIMATELY 70 KVP WITH INHERENT FILTRATION)								
Area (cm ²)		0	3.1	7.0	12.5	28.3	50	100
Diam. (cm)		0	2	3	4	6	8	11.3
Depth (cm)								
FSD 15 cm	0	100	100	100	100	100	100	100
	0.5	61	74	79	81	84	86	87
	1	42	56	61	63	66	67	69
	2	23	32	36	39	41	42	44
	3	13	19	22	24	26	27	29
	4	8	12	13	15	17	19	20
	8	2	2	3	3	4	4	5
	0	100	100	100	100	100	100	100
FSD 20 cm	0.5	62	75	80	82	84	86	88
	1	44	58	63	65	67	68	70
	2	24	34	38	41	43	44	45
	3	14	20	23	25	28	29	31
	4	9	13	15	16	18	20	21
	8	2	3	3	4	4	5	6
	0	100	100	100	100	100	100	100
	FSD 30 cm	0.5	63	76	81	83	85	88
1		45	60	64	66	68	70	71
2		25	36	40	42	44	46	48
3		16	22	25	27	30	31	33
4		10	14	16	18	20	22	23
8		2	3	4	4	5	6	7

HVL 2.0 MM AL. (APPROXIMATELY 120 KVP WITH INHERENT FILTRATION)								
FSD 15 cm	0	100	100	100	100	100	100	100
	0.5	71	82	85	87	88	89	90
	1	52	65	69	72	74	76	77
	2	31	42	47	49	53	55	56
	3	20	28	32	34	38	40	42
	4	14	19	22	24	27	30	32
	8	3	5	6	7	9	10	11
	FSD 20 cm	0	100	100	100	100	100	100
0.5		72	83	86	88	89	90	91
1		54	66	71	73	76	77	78
2		33	44	49	51	55	57	58
3		22	30	34	36	40	42	44
4		15	21	24	26	30	32	34
8		4	6	7	8	10	11	13
FSD 30 cm		0	100	100	100	100	100	100
	0.5	73	84	87	88	89	91	92
	1	55	68	73	74	77	79	80
	2	35	47	51	54	57	60	61
	3	24	33	37	39	43	45	47
	4	17	23	27	29	32	35	37
	8	5	7	8	9	11	13	15

DEPTH DOSE--Continued

HVL 3.0 MM AL. (APPROXIMATELY 120 KVP 1 MM AL. FILTER)

		Area (cm ²)	0	3.1	7.0	12.5	28.3	50	100
		Diam. (cm)	0	2	3	4	6	8	11.3
		Depth (cm)							
FSD 15 cm		0	100	100	100	100	100	100	100
		0.5	75	85	87	88	89	90	90
		1	58	70	74	76	77	78	80
		2	37	48	53	56	59	60	62
		3	24	33	37	41	45	46	48
		4	17	23	27	30	34	35	37
		8	4	6	8	9	11	13	14
FSD 20 cm		0	100	100	100	100	100	100	100
		0.5	76	86	88	89	90	91	91
		1	60	72	75	77	79	80	81
		2	39	51	55	58	62	63	65
		3	27	35	40	43	47	49	51
		4	19	25	29	32	36	38	40
		8	5	7	9	10	12	14	16
FSD 30 cm		0	100	100	100	100	100	100	100
		0.5	77	86	88	90	91	92	92
		1	62	74	77	79	81	82	83
		2	41	54	58	61	65	66	67
		3	29	39	43	46	51	53	55
		4	21	28	32	35	40	42	44
		8	6	9	10	12	14	17	19

HVL 4.0 MM AL. (APPROXIMATELY 140 KVP 2.0 MM AL. FILTER)

FSD 15 cm		0	100	100	100	100	100	100	100
		0.5	78	87	89	90	91	92	93
		1	62	74	77	79	80	81	84
		2	40	52	56	59	62	63	67
		3	27	37	41	44	47	49	53
		4	19	26	30	32	36	38	42
		8	5	8	9	10	12	14	17
FSD 20 cm		0	100	100	100	100	100	100	100
		0.5	79	88	89	90	92	93	94
		1	63	76	78	80	82	83	86
		2	43	55	59	62	64	66	70
		3	30	40	44	46	49	52	56
		4	21	29	32	35	38	41	45
		8	6	9	10	12	14	16	19
FSD 30 cm		0	100	100	100	100	100	100	100
		0.5	80	90	91	92	93	94	95
		1	65	78	81	82	83	84	87
		2	45	58	62	65	68	69	73
		3	32	43	47	50	54	56	60
		4	24	32	36	38	42	45	49
		8	7	11	12	14	17	19	22

DEPTH DOSE--Continued

HVL 0.5 MM CU FSD 40 CM

Depth in cm	Area of Field in Square Centimetres								
	0	20	35	50	80	100	150	200	400
0	100.0	100.0	100.0	100.0	100.0	100.0	100.0	100.0	100.0
1	74.6	91.7	93.6	94.7	96.4	97.0	98.0	98.6	99.3
2	56.5	78.1	81.5	83.4	86.0	86.9	88.8	89.9	91.9
3	43.2	64.8	68.9	71.6	74.6	76.0	78.4	80.0	83.4
4	33.3	52.9	57.7	60.5	64.2	65.6	68.1	69.7	73.9
5	25.8	43.3	47.8	50.9	54.6	56.2	59.0	61.0	65.1
6	20.0	35.4	39.3	42.4	46.0	47.5	50.5	52.8	57.0
7	15.5	28.9	32.6	35.6	38.8	40.1	43.2	45.4	49.8
8	12.1	23.7	27.1	29.5	32.5	34.0	36.8	39.0	43.5
9	9.4	19.4	22.3	24.7	27.3	28.7	31.4	33.4	37.5
10	7.4	16.1	18.4	20.5	23.0	24.3	26.6	28.5	32.7
11	5.8	13.2	15.3	17.0	19.3	20.5	22.5	24.3	28.2
12	4.6	10.8	12.8	14.3	16.3	17.4	19.2	20.8	24.5
13	3.7	8.8	10.7	12.0	13.7	14.7	16.3	17.6	21.1
14	2.9	7.3	8.9	10.0	11.5	12.3	13.9	15.3	18.3
15	2.4	6.0	7.4	8.3	9.7	10.4	11.8	13.0	15.7
16	1.9	4.9	6.1	6.9	8.2	8.8	10.1	11.1	13.6
17	1.5	4.1	5.1	5.8	6.9	7.4	8.6	9.6	11.7
18	1.2	3.4	4.2	4.8	5.8	6.3	7.3	8.2	10.1
19	1.0	2.8	3.5	4.0	4.9	5.3	6.2	7.0	8.7
20	.8	2.3	2.9	3.4	4.1	4.5	5.3	5.9	7.5

HVL 0.5 MM CU FSD 50 CM

Depth in cm	Area of Field in Square Centimetres								
	0	20	35	50	80	100	150	200	400
0	100.0	100.0	100.0	100.0	100.0	100.0	100.0	100.0	100.0
1	75.3	92.3	94.3	95.4	97.1	97.7	98.7	99.3	100.0
2	55.7	79.0	82.5	84.4	87.0	88.0	89.9	91.0	93.0
3	44.5	66.0	70.2	72.9	76.0	77.4	79.8	81.5	84.9
4	34.5	54.3	59.2	62.1	65.9	67.3	69.9	71.6	75.9
5	27.0	44.7	49.3	52.5	56.3	58.0	60.9	62.9	67.2
6	21.1	36.7	40.8	44.0	47.7	49.3	52.4	54.8	59.1
7	16.5	30.1	34.0	37.1	40.4	41.8	45.0	47.3	51.9
8	13.0	24.8	28.3	30.8	34.0	35.5	38.5	40.8	45.2
9	10.1	20.4	23.4	25.9	28.6	30.1	32.9	35.0	39.4
10	8.0	16.9	19.4	21.6	24.2	25.6	28.0	30.0	34.4
11	6.3	13.9	16.2	18.0	20.4	21.6	23.8	25.7	29.8
12	5.1	11.4	13.5	15.1	17.2	18.4	20.3	22.0	25.9
13	4.1	9.4	11.3	12.7	14.5	15.6	17.3	18.7	22.4
14	3.3	7.7	9.4	10.6	12.2	13.1	14.8	16.2	19.4
15	2.6	6.4	7.8	8.8	10.3	11.1	12.6	13.8	16.7
16	2.1	5.3	6.5	7.4	8.7	9.4	10.8	11.8	14.5
17	1.7	4.3	5.4	6.2	7.3	7.9	9.2	10.2	12.5
18	1.4	3.6	4.5	5.2	6.2	6.7	7.8	8.7	10.8
19	1.1	3.0	3.8	4.3	5.2	5.7	6.6	7.5	9.3
20	.9	2.4	3.1	3.6	4.4	4.8	5.6	6.4	8.1

DEPTH DOSE--Continued

HVL 1.0 MM CU FSD 40 CM

Depth in cm	Area of Field in Square Centimetres								
	0	20	35	50	80	100	150	200	400
0	100.0	100.0	100.0	100.0	100.0	100.0	100.0	100.0	100.0
1	78.3	93.5	96.2	97.5	99.2	100.1	101.3	101.9	102.3
2	61.7	82.1	87.2	89.0	92.0	93.0	94.7	95.6	97.1
3	49.0	71.1	75.9	79.0	83.1	84.7	87.1	88.9	91.4
4	39.0	60.5	65.5	68.8	73.2	75.2	78.2	80.3	84.2
5	31.1	50.9	55.8	59.3	63.9	65.6	69.1	71.3	75.5
6	25.0	42.8	47.4	50.7	55.1	57.1	60.3	62.6	67.4
7	20.0	35.8	40.1	43.2	47.4	49.3	52.7	55.1	59.9
8	16.1	29.8	33.7	36.5	40.5	42.6	45.7	48.1	53.1
9	13.0	24.9	28.5	31.0	34.7	36.7	39.9	41.9	46.9
10	10.4	20.8	24.9	26.4	29.6	31.4	34.4	36.4	41.5
11	8.4	17.4	20.3	22.4	25.3	27.0	29.6	31.6	36.4
12	6.7	14.6	17.1	19.0	21.5	23.1	25.6	27.5	31.8
13	5.4	12.2	14.4	16.0	18.4	19.7	22.0	23.9	27.8
14	4.4	10.2	12.2	13.6	15.7	16.9	19.0	20.7	24.3
15	3.5	8.5	10.2	11.5	13.5	14.5	16.3	17.8	21.3
16	2.8	7.1	8.6	9.7	11.5	12.4	14.0	15.4	18.6
17	2.3	6.0	7.2	8.3	9.8	10.6	12.1	13.3	16.3
18	1.9	5.0	6.1	7.0	8.3	9.0	10.4	11.5	14.3
19	1.5	4.2	5.2	5.9	7.1	7.8	8.9	9.9	12.5
20	1.2	3.5	4.4	5.0	6.1	6.7	7.7	8.5	10.9

HVL 1.0 MM CU FSD 50 CM

Depth in cm	Area of Field in Square Centimetres								
	0	20	35	50	80	100	150	200	400
0	100.0	100.0	100.0	100.0	100.0	100.0	100.0	100.0	100.0
1	79.0	94.2	96.9	98.2	99.9	100.8	102.0	102.6	103.0
2	63.0	83.2	88.3	90.2	93.2	94.2	95.9	96.9	98.4
3	50.5	72.5	77.4	80.5	84.7	86.3	88.8	90.6	93.5
4	40.5	62.0	67.2	70.6	75.1	77.1	80.2	82.4	86.4
5	32.5	52.5	57.5	61.1	65.9	67.6	71.2	73.5	77.8
6	26.3	44.4	49.1	52.5	57.1	59.2	62.5	64.9	69.8
7	21.3	37.3	41.8	45.0	49.4	51.4	54.8	57.3	62.3
8	17.3	31.2	35.2	38.2	42.4	44.6	47.8	50.3	55.5
9	14.0	26.1	29.9	32.5	36.4	38.5	41.8	43.9	49.3
10	11.3	21.9	25.2	27.8	31.2	33.1	36.2	38.3	43.6
11	9.1	18.3	21.4	23.7	26.7	28.5	31.3	33.4	38.5
12	7.4	15.4	18.2	20.1	22.8	24.4	27.1	29.1	33.8
13	5.9	12.9	15.3	17.0	19.5	20.9	23.4	25.3	29.5
14	4.8	10.8	13.0	14.4	16.7	17.9	20.2	21.9	25.8
15	3.9	9.1	10.8	12.2	14.3	15.4	17.4	18.9	22.7
16	3.2	7.6	9.1	10.3	12.2	13.2	14.9	16.4	19.8
17	2.6	6.4	7.7	8.8	10.4	11.3	12.9	14.2	17.3
18	2.1	5.3	6.5	7.4	8.9	9.6	11.1	12.3	15.2
19	1.7	4.5	5.5	6.3	7.6	8.3	9.5	10.6	13.3
20	1.4	3.7	4.7	5.4	6.5	7.1	8.2	9.1	11.6

DEPTH DOSE--Continued

HVL 1.0 MM CU FSD 60 CM

Depth in cm	Area of Field in Square Centimetres								
	0	20	35	50	80	100	150	200	400
0	100.0	100.0	100.0	100.0	100.0	100.0	100.0	100.0	100.0
1	79.6	94.8	97.5	98.8	100.5	101.4	102.6	103.2	103.6
2	63.8	84.2	89.4	91.3	94.3	95.3	97.1	98.1	99.6
3	51.5	73.8	78.8	81.9	86.2	87.9	90.4	92.2	95.2
4	41.5	63.4	68.7	72.2	76.8	78.9	82.0	84.3	88.4
5	33.5	54.0	59.0	62.7	67.6	69.4	73.0	75.3	79.7
6	27.4	45.6	50.5	54.0	58.7	60.9	64.3	66.7	71.8
7	22.2	38.5	43.0	46.4	50.9	53.0	56.5	59.1	64.2
8	18.1	32.2	36.4	39.5	43.8	46.1	49.5	52.0	57.3
9	14.6	27.0	30.9	33.6	37.7	39.8	43.2	45.4	51.0
10	11.8	22.7	26.2	28.8	32.4	34.3	37.5	39.7	45.2
11	9.7	19.0	22.2	24.6	27.7	29.6	32.5	34.7	40.0
12	7.8	16.0	18.8	20.8	23.7	25.4	28.2	30.3	35.2
13	6.4	13.4	15.9	17.7	20.3	21.8	24.4	26.4	30.8
14	5.2	11.3	13.5	15.0	17.4	18.7	21.0	22.9	27.0
15	4.2	9.5	11.3	12.7	15.0	16.1	18.1	19.8	23.7
16	3.4	8.0	9.6	10.7	12.8	13.8	15.6	17.2	20.8
17	2.8	6.7	8.1	9.2	10.9	11.9	13.5	14.9	18.2
18	2.3	5.6	6.9	7.8	9.3	10.1	11.7	12.8	15.9
19	1.9	4.7	5.8	6.6	8.0	8.7	10.0	11.2	14.0
20	1.6	3.9	4.9	5.6	6.8	7.5	8.6	9.6	12.2

HVL 1.0 MM CU FSD 80 CM

Depth in cm	Area of Field in Square Centimetres								
	0	20	35	50	80	100	150	200	400
0	100.0	100.0	100.0	100.0	100.0	100.0	100.0	100.0	100.0
1	80.4	95.3	98.1	99.4	101.1	102.0	103.2	103.8	104.2
2	64.9	85.4	90.6	92.5	95.5	96.6	98.3	99.3	100.9
3	52.6	75.3	80.3	83.4	87.7	89.4	91.9	93.8	96.8
4	42.7	65.0	70.4	73.8	78.6	80.6	83.8	86.1	90.3
5	34.8	55.4	60.7	64.4	69.5	71.3	75.0	77.4	81.9
6	28.6	47.2	52.2	55.8	60.7	62.9	66.4	68.9	74.1
7	23.4	40.0	44.7	48.2	52.9	54.9	58.6	61.3	66.6
8	19.2	33.6	38.1	41.1	45.6	47.9	51.4	54.0	59.6
9	15.7	28.3	32.4	35.2	39.5	41.6	45.1	47.5	53.2
10	12.9	23.9	27.5	30.3	34.0	36.0	39.4	41.6	47.3
11	10.5	20.1	23.4	25.9	29.2	31.1	34.2	36.5	42.0
12	8.6	17.0	19.8	22.1	25.1	26.8	29.7	31.9	37.0
13	7.0	14.3	16.8	18.8	21.5	23.0	25.7	27.8	32.4
14	5.7	12.0	14.3	16.0	18.4	19.8	22.3	24.2	28.5
15	4.7	10.1	12.1	13.6	15.8	17.1	19.3	21.0	25.2
16	3.9	8.5	10.2	11.5	13.6	14.7	16.6	18.3	22.1
17	3.2	7.2	8.7	9.8	11.7	12.6	14.4	15.9	19.4
18	2.6	6.0	7.4	8.4	10.0	10.8	12.5	13.8	17.0
19	2.2	5.1	6.2	7.1	8.6	9.3	10.7	11.9	14.9
20	1.8	4.2	5.3	6.1	7.4	8.0	9.3	10.4	13.1

DEPTH DOSE--Continued

HVL 1.5 MM CU FSD 40 CM

Depth in cm	Area of Field in Square Centimetres								
	0	20	35	50	80	100	150	200	400
0	100.0	100.0	100.0	100.0	100.0	100.0	100.0	100.0	100.0
1	80.1	94.3	96.3	98.0	98.9	99.7	100.7	101.5	102.0
2	63.9	83.8	87.4	89.3	92.0	93.0	94.8	95.9	98.0
3	51.2	72.4	76.9	79.8	83.3	85.1	87.6	89.2	92.3
4	41.5	61.7	66.5	69.6	74.0	76.0	78.9	80.8	84.7
5	33.5	52.3	57.0	60.4	64.8	66.7	70.0	72.1	76.6
6	27.0	44.3	48.6	52.0	56.4	58.9	62.1	64.4	69.2
7	21.8	37.4	41.8	44.7	49.1	51.3	54.4	56.9	62.3
8	17.6	31.5	35.4	38.2	42.7	44.4	47.6	50.0	55.8
9	14.2	26.4	30.0	32.6	36.8	38.3	41.7	44.0	49.6
10	11.4	22.2	25.5	27.9	31.5	33.2	36.4	38.3	44.0
11	9.3	18.7	21.6	23.7	27.1	28.5	31.5	33.4	38.7
12	7.5	15.8	18.4	20.3	23.3	24.6	27.4	29.2	34.1
13	6.1	13.2	15.6	17.3	20.0	21.3	23.8	25.4	30.1
14	5.0	11.1	13.2	14.8	17.2	18.4	20.7	22.3	26.3
15	4.1	9.4	11.2	12.6	14.8	15.8	17.9	19.5	23.2
16	3.3	7.9	9.6	10.8	12.7	13.6	15.6	17.0	20.3
17	2.7	6.7	8.1	9.2	11.0	11.8	13.6	14.9	17.9
18	2.2	5.6	6.9	7.9	9.5	10.2	11.9	13.1	15.7
19	1.8	4.8	5.9	6.8	8.1	8.8	10.3	11.5	13.8
20	1.5	4.0	5.0	5.8	7.0	7.6	8.9	10.1	12.1

HVL 1.5 MM CU FSD 50 CM

Depth in cm	Area of Field in Square Centimetres								
	0	20	35	50	80	100	150	200	400
0	100.0	100.0	100.0	100.0	100.0	100.0	100.0	100.0	100.0
1	80.8	95.0	97.0	98.0	99.6	100.4	101.5	102.2	102.7
2	65.2	84.9	88.6	90.5	93.2	94.2	96.0	97.2	99.3
3	52.7	73.9	78.5	81.4	85.0	86.8	89.4	91.0	94.2
4	43.0	63.3	68.3	71.5	76.0	78.0	81.0	83.0	87.0
5	35.0	53.9	58.8	62.3	66.8	68.8	72.1	74.3	79.0
6	28.4	45.9	50.3	53.8	58.4	61.0	64.3	66.7	71.6
7	23.2	38.9	43.4	46.4	51.0	53.3	56.5	59.1	64.7
8	18.8	32.8	36.9	39.8	44.5	46.3	49.6	52.1	58.2
9	15.3	27.6	31.4	34.1	38.5	40.1	43.6	46.0	51.9
10	12.4	23.3	26.8	29.3	33.1	34.8	38.2	40.2	46.2
11	10.2	19.7	22.8	25.0	28.6	30.0	33.2	35.2	40.8
12	8.3	16.7	19.4	21.4	24.6	26.0	28.9	30.8	36.0
13	6.7	14.0	16.5	18.3	21.2	22.5	25.2	26.9	31.8
14	5.5	11.8	14.0	15.7	18.2	19.5	21.9	23.6	27.9
15	4.5	10.0	11.9	13.4	15.7	16.8	19.0	20.7	24.6
16	3.7	8.4	10.2	11.5	13.5	14.5	16.6	18.1	21.6
17	3.1	7.1	8.7	9.8	11.7	12.5	14.4	15.8	19.0
18	2.5	6.0	7.4	8.4	10.1	10.8	12.6	13.9	16.7
19	2.1	5.1	6.3	7.2	8.6	9.4	10.9	12.2	14.7
20	1.7	4.3	5.3	6.2	7.4	8.1	9.5	10.7	12.9

DEPTH DOSE--Continued

HVL 1.5 MM CU FSD 60 CM

Depth in cm	Area of Field in Square Centimetres								
	0	20	35	50	80	100	150	200	400
0	100.0	100.0	100.0	100.0	100.0	100.0	100.0	100.0	100.0
1	81.4	95.6	97.6	98.6	100.2	101.0	102.1	102.8	103.3
2	66.0	85.8	89.6	91.5	94.2	95.2	97.1	98.3	100.4
3	53.7	75.0	79.7	82.6	86.3	88.1	90.7	92.4	95.6
4	44.0	64.6	69.7	72.9	77.5	79.6	82.6	84.7	88.7
5	36.1	55.2	60.2	63.8	68.4	70.5	73.8	76.1	80.9
6	29.4	47.1	51.7	55.3	60.0	62.6	66.0	68.5	73.5
7	24.2	40.1	44.7	47.8	52.5	54.9	58.2	60.9	66.6
8	19.7	33.8	38.1	41.1	45.9	47.8	51.2	53.8	60.1
9	16.1	28.6	32.5	35.3	39.8	41.5	45.1	47.6	53.7
10	13.1	24.2	27.8	30.4	34.3	36.1	39.6	41.7	47.9
11	10.8	20.5	23.7	26.0	29.7	31.2	34.5	36.6	42.4
12	8.8	17.4	20.2	22.3	25.6	27.0	30.1	32.0	37.4
13	7.2	14.6	17.2	19.1	22.1	23.4	26.3	28.0	33.1
14	5.9	12.3	14.6	16.4	19.0	20.4	22.9	24.6	29.1
15	4.9	10.5	12.4	14.0	16.4	17.5	19.9	21.6	25.7
16	4.0	8.8	10.7	12.0	14.1	15.2	17.4	19.0	22.6
17	3.4	7.5	9.1	10.3	12.3	13.1	15.1	16.6	19.9
18	2.8	6.3	7.7	8.8	10.6	11.3	13.2	14.6	17.5
19	2.3	5.3	6.6	7.6	9.1	9.8	11.5	12.8	15.4
20	1.9	4.5	5.6	6.5	7.8	8.5	10.0	11.3	13.6

HVL 1.5 MM CU FSD 80 CM

Depth in cm	Area of Field in Square Centimetres								
	0	20	35	50	80	100	150	200	400
0	100.0	100.0	100.0	100.0	100.0	100.0	100.0	100.0	100.0
1	82.3	96.3	98.3	99.3	100.9	101.7	102.7	103.4	103.8
2	67.2	87.1	90.9	92.8	95.4	96.4	98.1	99.3	101.5
3	54.9	76.7	81.4	84.3	88.0	89.8	92.4	94.0	97.2
4	45.4	66.4	71.5	74.9	79.4	81.4	84.6	86.6	90.7
5	37.5	57.0	62.1	65.7	70.5	72.5	75.0	78.2	83.0
6	30.8	48.9	53.6	57.2	62.1	64.8	68.2	70.8	75.8
7	25.5	41.7	46.5	49.7	54.6	57.0	60.4	63.1	69.1
8	20.9	35.4	39.8	42.9	47.9	49.8	53.3	56.0	62.5
9	17.2	29.9	34.1	36.9	41.7	43.3	47.1	49.7	56.0
10	14.1	25.4	29.2	31.9	36.0	37.8	41.5	43.7	50.1
11	11.8	21.6	25.0	27.3	31.3	32.7	36.2	38.4	44.5
12	9.6	18.4	21.3	23.5	27.0	28.5	31.6	33.7	39.4
13	7.9	15.5	18.2	20.2	23.3	24.8	27.7	29.6	34.9
14	6.6	13.1	15.5	17.4	20.1	21.5	24.2	26.0	30.7
15	5.4	11.2	13.2	14.9	17.4	18.6	21.0	22.9	27.2
16	4.5	9.5	11.4	12.8	15.0	16.1	18.4	20.1	24.0
17	3.7	8.0	9.7	11.0	13.1	14.0	16.1	17.6	21.1
18	3.1	6.8	8.3	9.4	11.3	12.1	14.1	15.6	18.7
19	2.6	5.7	7.1	8.1	9.7	10.5	12.3	13.7	16.5
20	2.2	4.9	6.0	7.0	8.4	9.1	10.7	12.1	14.5

DEPTH DOSE--Continued

HVL 2.0 MM CU FSD 50 CM

Depth in cm	Area of Field in Square Centimetres								
	0	20	35	50	80	100	150	200	400
0	100.0	100.0	100.0	100.0	100.0	100.0	100.0	100.0	100.0
1	81.4	95.0	96.9	97.9	99.4	99.9	101.0	101.6	102.4
2	66.5	85.5	88.5	90.3	92.7	93.8	95.4	96.6	99.0
3	54.0	74.3	78.6	81.3	84.8	86.3	88.8	90.5	93.7
4	44.2	63.9	68.7	71.8	75.8	77.6	80.7	82.8	87.0
5	36.2	54.9	59.5	62.8	67.0	68.8	71.9	74.2	79.2
6	29.6	46.5	51.2	54.5	58.8	61.0	64.2	66.5	71.8
7	24.3	39.6	44.0	47.2	51.5	53.4	57.0	59.2	64.8
8	19.9	33.5	37.7	40.8	44.8	46.8	50.3	52.7	58.5
9	16.4	28.4	32.4	35.2	39.2	40.9	44.4	46.5	52.4
10	13.4	24.0	27.7	30.3	33.9	35.7	38.9	41.3	46.7
11	11.1	20.4	23.7	26.0	29.4	31.0	34.0	36.3	41.6
12	9.1	17.2	20.2	22.3	25.4	27.0	29.7	31.8	36.9
13	7.5	14.7	17.3	19.2	21.9	23.4	26.0	28.0	32.7
14	6.2	12.5	14.8	16.5	19.0	20.3	22.8	24.7	28.9
15	5.1	10.6	12.6	14.1	16.4	17.7	19.9	21.7	25.5
16	4.2	8.9	10.8	12.1	14.2	15.3	17.4	19.1	22.6
17	3.5	7.6	9.2	10.4	12.3	13.3	15.2	16.8	20.0
18	2.9	6.5	7.8	8.9	10.7	11.6	13.3	14.8	17.7
19	2.4	5.5	6.7	7.7	9.2	10.0	11.6	13.0	15.6
20	2.0	4.7	5.7	6.6	7.9	8.7	10.2	11.4	13.8

HVL 2.0 MM CU FSD 60 CM

Depth in cm	Area of Field in Square Centimetres								
	0	20	35	50	80	100	150	200	400
0	100.0	100.0	100.0	100.0	100.0	100.0	100.0	100.0	100.0
1	82.0	95.5	97.4	98.4	99.9	100.4	101.5	102.1	102.9
2	67.3	86.4	89.5	91.2	93.6	94.7	96.4	97.6	100.0
3	55.0	75.5	79.9	82.6	86.2	87.7	90.2	91.9	95.2
4	45.2	65.3	70.1	73.3	77.3	79.2	82.3	84.5	88.7
5	37.3	56.3	61.0	64.4	68.7	70.5	73.7	76.1	81.1
6	30.7	47.9	52.6	56.0	60.4	62.5	65.9	68.2	73.7
7	25.3	40.9	45.4	48.7	53.1	55.0	58.7	61.0	66.6
8	20.9	34.7	39.0	42.2	46.3	48.3	52.0	54.4	60.2
9	17.3	29.5	33.5	36.4	40.6	42.3	46.0	48.1	54.0
10	14.2	25.0	28.7	31.4	35.2	37.0	40.3	42.7	48.4
11	11.8	21.2	24.6	27.0	30.5	32.3	35.3	37.6	43.1
12	9.7	18.1	21.0	23.2	26.4	28.1	30.9	33.1	38.3
13	8.0	15.4	18.0	20.0	22.9	24.4	27.1	29.1	34.0
14	6.6	13.1	15.5	17.2	19.8	21.3	23.8	25.8	30.1
15	5.5	11.1	13.2	14.8	17.1	18.5	20.8	22.7	26.6
16	4.6	9.4	11.3	12.7	14.8	16.0	18.2	20.0	23.6
17	3.8	8.0	9.6	10.9	12.9	13.9	15.9	17.6	21.0
18	3.2	6.8	8.2	9.4	11.2	12.1	13.9	15.5	18.6
19	2.6	5.8	7.0	8.1	9.7	10.5	12.2	13.7	16.4
20	2.2	4.9	6.0	6.9	8.4	9.1	10.7	12.0	14.5

DEPTH DOSE--Continued

HVL 2.0 MM Cu FSD 80 CM

Depth in cm	Area of Field in Square Centimetres								
	0	20	35	50	80	100	150	200	400
0	100.0	100.0	100.0	100.0	100.0	100.0	100.0	100.0	100.0
1	82.9	96.1	98.0	99.0	100.5	101.0	102.1	102.7	103.4
2	68.5	87.6	90.6	92.5	94.8	96.0	97.6	98.8	101.2
3	56.3	77.1	81.4	84.1	87.8	89.1	91.7	93.5	96.7
4	46.6	67.1	71.9	75.2	79.2	81.0	84.2	86.4	90.7
5	38.7	58.1	62.9	66.3	70.7	72.6	75.8	78.2	83.2
6	32.1	49.7	54.5	58.0	62.6	64.8	68.1	70.6	76.0
7	26.7	42.6	47.3	50.6	55.2	57.1	60.9	63.2	69.1
8	22.1	36.3	40.7	44.1	48.3	50.4	54.1	56.6	62.8
9	18.4	30.9	35.2	38.2	42.3	44.3	48.0	50.3	56.6
10	15.3	26.3	30.2	33.0	36.9	38.8	42.2	44.7	50.7
11	12.8	22.5	26.0	28.5	32.1	33.9	37.1	39.6	45.3
12	10.6	19.1	22.3	24.5	27.9	29.6	32.5	34.8	40.4
13	8.8	16.3	19.1	21.2	24.1	25.8	28.6	30.8	35.9
14	7.3	13.9	16.4	18.3	21.0	22.5	25.2	27.3	31.8
15	6.1	11.8	14.0	15.7	18.2	19.6	22.0	24.0	28.2
16	5.1	10.1	12.1	13.5	15.8	17.0	19.4	21.3	25.1
17	4.3	8.6	10.3	11.7	13.7	14.9	17.0	18.8	22.3
18	3.6	7.3	8.8	10.1	12.0	13.0	14.9	16.6	19.8
19	3.0	6.3	7.6	8.7	10.3	11.3	13.1	14.6	17.5
20	2.5	5.3	6.5	7.4	9.0	9.8	11.5	12.9	15.6

HVL 2.0 MM Cu FSD 100 CM

Depth in cm	Area of Field in Square Centimetres								
	0	20	35	50	80	100	150	200	400
0	100.0	100.0	100.0	100.0	100.0	100.0	100.0	100.0	100.0
1	83.1	96.6	98.5	99.5	101.0	101.4	102.5	103.1	103.8
2	69.2	88.4	91.4	93.2	95.6	96.6	98.3	99.5	101.9
3	57.2	78.2	82.4	85.1	88.7	90.2	92.8	94.5	97.7
4	47.7	68.2	73.1	76.3	80.3	82.2	85.4	87.5	91.9
5	39.7	59.3	64.1	67.5	72.0	73.8	77.1	79.5	84.6
6	33.0	50.9	55.9	59.3	63.9	66.2	69.5	72.0	77.5
7	27.6	43.8	48.4	51.9	56.5	58.5	62.4	64.7	70.7
8	23.0	37.4	41.9	45.3	49.6	51.8	55.6	58.0	64.4
9	19.2	32.0	36.4	39.4	43.8	45.6	49.5	51.7	58.2
10	15.9	27.3	31.3	34.2	38.1	40.1	43.6	46.2	52.3
11	13.4	23.4	27.0	29.5	33.3	35.1	38.4	40.9	46.8
12	11.1	19.8	23.2	25.5	29.0	30.7	33.7	36.1	41.8
13	9.3	17.0	20.0	22.1	25.1	26.8	29.7	32.0	37.2
14	7.8	14.5	17.2	19.1	21.9	23.4	26.2	28.4	33.1
15	6.5	12.5	14.7	16.4	19.0	20.5	23.0	25.0	29.4
16	5.4	10.6	12.7	14.2	16.6	17.8	20.2	22.1	26.1
17	4.6	9.0	10.8	12.3	14.4	15.6	17.7	19.6	23.3
18	3.8	7.7	9.3	10.6	12.6	13.6	15.6	17.3	20.7
19	3.2	6.6	8.0	9.1	10.9	11.8	13.7	15.3	18.3
20	2.7	5.7	6.9	7.8	9.5	10.3	12.1	13.5	16.3

DEPTH DOSE--Continued

HVL 3.0 MM Cu FSD 50 CM

Depth in cm	Area of Field in Square Centimetres								
	0	20	35	50	80	100	150	200	400
0	100.0	100.0	100.0	100.0	100.0	100.0	100.0	100.0	100.0
1	82.3	94.7	96.5	97.4	98.6	99.0	100.0	100.5	101.4
2	68.0	85.8	88.2	89.8	91.7	92.7	94.3	95.4	97.6
3	56.2	75.0	78.8	81.0	84.1	85.4	87.5	89.2	92.4
4	46.4	64.8	69.1	71.8	75.4	77.0	79.8	81.8	85.9
5	38.6	56.0	60.0	63.0	66.8	68.6	71.6	73.9	78.4
6	32.0	47.7	52.0	54.9	58.8	60.9	64.0	66.4	71.0
7	26.5	40.8	44.8	47.8	51.8	54.0	56.9	59.4	64.4
8	22.0	34.9	38.7	41.5	45.5	47.6	50.4	53.0	58.2
9	18.4	29.7	33.3	36.0	39.8	41.7	44.6	47.2	52.2
10	15.4	25.3	28.6	31.1	34.7	36.6	39.5	41.8	46.8
11	12.8	21.7	24.6	26.9	30.3	32.0	34.8	37.2	41.9
12	10.7	18.5	21.1	23.2	26.4	27.9	30.6	32.7	37.3
13	9.0	15.7	18.2	20.0	22.9	24.4	26.9	28.8	33.3
14	7.5	13.4	15.7	17.3	19.9	21.2	23.6	25.4	29.5
15	6.3	11.5	13.4	15.0	17.3	18.5	20.7	22.4	26.3
16	5.3	9.8	11.5	12.9	15.0	16.1	18.2	19.7	23.4
17	4.5	8.4	9.9	11.2	13.1	14.0	15.9	17.4	20.8
18	3.7	7.2	8.5	9.6	11.4	12.2	14.0	15.4	18.5
19	3.1	6.1	7.3	8.3	9.9	10.7	12.3	13.6	16.5
20	2.6	5.2	6.3	7.2	8.6	9.3	10.8	11.9	14.6

HVL 3.0 MM Cu FSD 60 CM

Depth in cm	Area of Field in Square Centimetres								
	0	20	35	50	80	100	150	200	400
0	100.0	100.0	100.0	100.0	100.0	100.0	100.0	100.0	100.0
1	82.9	95.3	97.1	98.0	99.2	99.5	100.6	101.1	102.0
2	68.8	86.7	89.2	90.8	92.7	93.7	95.3	96.4	98.7
3	57.3	76.2	80.1	82.3	85.4	86.8	88.9	90.6	93.9
4	47.5	66.1	70.5	73.2	76.8	78.5	81.3	83.3	87.4
5	39.8	57.5	61.4	64.5	68.3	70.2	73.2	75.5	80.1
6	33.2	49.1	53.4	56.4	60.3	62.5	65.6	68.1	72.8
7	27.6	42.2	46.2	49.3	53.3	55.6	58.6	61.1	66.2
8	23.1	36.2	40.0	42.9	47.0	49.1	52.0	54.7	60.0
9	19.4	30.9	34.6	37.3	41.2	43.2	46.2	48.9	54.0
10	16.3	26.4	29.8	32.3	36.1	38.0	41.0	43.3	48.5
11	13.6	22.7	25.7	28.0	31.5	33.3	36.2	38.6	43.4
12	11.4	19.4	22.1	24.2	27.5	29.1	31.9	34.1	38.8
13	9.6	16.5	19.1	20.9	24.0	25.5	28.1	30.1	34.8
14	8.1	14.2	16.5	18.1	20.9	22.2	24.7	26.6	30.9
15	6.8	12.2	14.2	15.7	18.2	19.5	21.8	23.6	27.6
16	5.8	10.4	12.2	13.6	15.8	17.0	19.2	20.8	24.6
17	4.9	8.9	10.5	11.8	13.9	14.8	16.8	18.4	21.9
18	4.1	7.6	9.1	10.2	12.1	12.9	14.8	16.3	19.6
19	3.5	6.5	7.9	8.9	10.5	11.4	13.1	14.4	17.5
20	2.9	5.6	6.8	7.7	9.2	9.9	11.5	12.7	15.6

DEPTH DOSE--Continued

HVL 3.0 MM CU FSD 80 CM

Depth in cm	Area of Field in Square Centimetres								
	0	20	35	50	80	100	150	200	400
0	100.0	100.0	100.0	100.0	100.0	100.0	100.0	100.0	100.0
1	83.8	95.9	97.8	98.6	99.7	100.1	101.1	101.6	102.5
2	70.0	88.0	90.3	92.0	93.9	94.8	96.5	97.6	99.7
3	58.6	77.9	81.7	83.8	86.9	88.2	90.4	92.1	95.4
4	49.0	68.1	72.3	75.2	78.7	80.4	83.3	85.3	89.5
5	41.3	59.5	63.4	66.5	70.4	72.3	75.3	77.7	82.3
6	34.7	51.1	55.5	58.6	62.6	64.8	68.0	70.5	75.1
7	29.2	44.1	48.3	51.4	55.5	57.8	60.9	63.6	68.9
8	24.5	38.1	42.0	44.9	49.1	51.4	54.4	57.1	62.6
9	20.7	32.7	36.5	39.2	43.3	45.3	48.4	51.2	56.4
10	17.5	28.1	31.5	34.1	38.0	40.0	43.1	45.7	50.9
11	14.7	24.2	27.3	29.7	33.4	35.2	38.2	40.7	45.8
12	12.5	20.8	23.6	25.8	29.2	30.9	33.8	36.1	41.0
13	10.5	17.8	20.4	22.2	25.5	27.1	29.9	31.9	36.8
14	8.9	15.3	17.7	19.4	22.3	23.7	26.3	28.2	32.8
15	7.6	13.2	15.2	16.9	19.4	20.8	23.2	25.0	29.4
16	6.4	11.3	13.2	14.7	17.0	18.2	20.5	22.1	26.3
17	5.4	9.7	11.4	12.8	14.9	15.9	18.1	19.7	23.5
18	4.6	8.3	9.9	11.1	13.0	13.9	15.9	17.5	21.0
19	3.9	7.2	8.5	9.6	11.4	12.3	14.1	15.5	18.8
20	3.3	6.2	7.4	8.4	9.9	10.7	12.4	13.7	16.7

HVL 3.0 MM CU FSD 100 CM

Depth in cm	Area of Field in Square Centimetres								
	0	20	35	50	80	100	150	200	400
0	100.0	100.0	100.0	100.0	100.0	100.0	100.0	100.0	100.0
1	84.0	96.4	98.1	99.0	100.1	100.5	101.5	101.9	102.8
2	70.7	88.8	91.1	92.7	94.5	95.5	97.0	98.2	100.3
3	59.6	79.0	82.7	84.8	87.9	89.2	91.4	93.0	96.3
4	50.1	69.3	73.5	76.3	79.8	81.5	84.4	86.4	90.6
5	42.4	60.8	64.7	67.8	71.7	73.6	76.7	79.1	83.7
6	35.7	52.4	56.8	59.9	63.9	66.1	69.3	71.8	76.6
7	30.1	45.5	49.6	52.8	56.9	59.3	62.3	65.0	70.3
8	25.4	39.3	43.4	46.3	50.6	52.8	55.8	58.6	64.1
9	21.6	33.9	37.7	40.6	44.7	46.7	49.8	52.6	58.0
10	18.3	29.2	32.7	35.4	39.3	41.4	44.5	47.0	52.4
11	15.4	25.2	28.4	30.9	34.6	36.5	39.5	42.1	47.3
12	13.1	21.7	24.6	26.9	30.4	32.1	35.0	37.4	42.4
13	11.1	18.6	21.3	23.4	26.6	28.2	31.0	33.1	38.0
14	9.5	16.1	18.5	20.4	23.3	24.7	27.4	29.4	34.0
15	8.1	13.8	16.0	17.8	20.4	21.7	24.2	26.1	30.5
16	6.9	11.9	13.9	15.4	17.8	19.0	21.4	23.1	27.3
17	5.8	10.3	12.1	13.5	15.6	16.7	18.9	20.5	24.4
18	5.0	8.9	10.5	11.7	13.7	14.6	16.7	18.2	21.9
19	4.2	7.6	9.2	10.2	12.0	12.9	14.7	16.2	19.6
20	3.6	6.6	7.9	8.9	10.5	11.3	13.0	14.3	17.5

DEPTH DOSE--Continued

HVL 4.0 MM CU FSD 50 CM

Depth in cm	Area of Field in Square Centimetres								
	0	20	35	50	80	100	150	200	400
0	100.0	100.0	100.0	100.0	100.0	100.0	100.0	100.0	100.0
1	83.1	94.4	96.0	96.8	97.7	98.0	98.8	99.3	100.0
2	69.3	85.9	87.8	89.1	90.8	91.6	93.0	93.9	96.0
3	57.8	75.6	78.8	80.7	83.3	84.3	86.2	87.6	90.1
4	48.2	65.5	69.5	71.8	75.0	76.4	78.9	80.5	84.2
5	40.7	56.6	60.4	63.2	66.6	68.2	71.2	73.4	77.1
6	34.3	48.5	52.7	55.5	58.9	60.8	63.8	66.1	70.2
7	28.9	41.6	45.6	48.4	51.8	53.7	56.8	59.4	63.8
8	24.4	35.7	39.5	42.0	45.5	47.3	50.5	53.1	57.8
9	20.5	30.6	34.0	36.5	39.8	41.6	44.8	47.3	51.8
10	17.3	26.3	29.4	31.6	35.0	36.7	39.7	42.0	46.6
11	14.6	22.6	25.4	27.4	30.6	32.3	35.1	37.4	41.8
12	12.4	19.4	21.9	23.7	26.8	28.4	30.9	33.1	37.5
13	10.5	16.7	19.0	20.6	23.4	24.9	27.3	29.2	33.6
14	8.9	14.3	16.4	17.9	20.4	21.8	24.1	25.8	30.0
15	7.5	12.3	14.1	15.5	17.8	19.0	21.2	22.8	26.7
16	6.4	10.6	12.2	13.5	15.6	16.7	18.7	20.1	23.8
17	5.4	9.1	10.6	11.7	13.6	14.6	16.4	17.7	21.2
18	4.6	7.8	9.1	10.2	11.8	12.8	14.4	15.7	18.9
19	4.0	6.7	7.9	8.8	10.3	11.2	12.6	13.8	16.9
20	3.4	5.8	6.8	7.7	9.0	9.7	11.1	12.2	15.1

HVL 4.0 MM CU FSD 80 CM

Depth in cm	Area of Field in Square Centimetres								
	0	20	35	50	80	100	150	200	400
0	100.0	100.0	100.0	100.0	100.0	100.0	100.0	100.0	100.0
1	84.6	95.6	97.2	97.9	98.8	99.1	99.8	100.3	101.0
2	71.4	88.0	89.7	91.1	92.8	93.6	95.0	95.9	97.9
3	60.2	78.5	81.5	83.4	86.0	87.0	88.9	90.4	93.2
4	50.9	68.8	72.7	75.0	78.2	79.7	82.2	83.9	87.5
5	43.5	60.2	63.9	66.7	70.2	71.9	74.9	77.1	80.9
6	37.2	52.2	56.3	59.2	62.7	64.8	67.8	70.1	74.2
7	31.7	45.3	49.2	52.1	55.7	57.8	60.9	63.6	67.9
8	27.1	39.3	43.1	45.7	49.4	51.3	54.6	57.3	62.1
9	23.1	34.0	37.5	40.1	43.6	45.4	48.8	51.5	56.0
10	19.7	29.5	32.7	35.0	38.6	40.4	43.6	46.1	50.8
11	16.8	25.6	28.5	30.6	34.0	35.8	38.8	41.3	45.9
12	14.4	22.2	24.8	26.7	29.9	31.6	34.4	36.8	41.4
13	12.3	19.3	21.6	23.4	26.4	27.9	30.6	32.7	37.4
14	10.5	16.6	18.8	20.4	23.1	24.7	27.2	29.1	33.6
15	9.0	14.4	16.3	17.8	20.3	21.6	24.0	25.9	30.1
16	7.7	12.5	14.2	15.6	17.8	19.1	21.3	23.0	27.0
17	6.6	10.8	12.4	13.7	15.7	16.8	18.9	20.3	24.2
18	5.7	9.4	10.8	12.0	13.8	14.8	16.7	18.1	21.7
19	4.9	8.1	9.4	10.5	12.1	13.1	14.8	16.1	19.5
20	4.2	7.0	8.2	9.1	10.6	11.5	13.1	14.3	17.6

DEPTH DOSE--Continued

COBALT 60 RADIATION
 AVERAGE PHOTON ENERGY 1.25 MEV HVL 11 MM Pb SSD 50 CM

Depth in cm	Area of Field in Square Centimetres					
	0	20	50	100	200	400
0.5	100.0	100.0	100.0	100.0	100.0	100.0
1	94.6	96.2	97.0	97.5	97.6	97.7
2	85.2	89.2	90.6	91.4	91.8	92.1
3	76.8	82.3	84.2	85.4	86.1	86.8
4	69.3	75.7	78.2	79.6	80.6	81.6
5	62.6	69.5	72.4	74.0	75.3	76.6
6	56.4	63.7	66.8	68.6	70.2	71.8
7	51.0	58.3	61.4	63.4	65.3	67.1
8	46.1	53.3	56.4	58.6	60.7	62.7
9	41.7	48.7	51.7	53.9	56.2	58.6
10	37.8	44.5	47.4	49.7	52.2	54.9
11	34.3	40.6	43.5	45.8	48.4	51.2
12	31.1	37.1	40.0	42.2	45.0	47.8
13	28.2	33.9	36.7	39.0	41.7	44.7
14	25.6	31.0	33.7	36.0	38.7	41.7
15	23.3	28.4	30.9	33.2	36.0	39.0
16	21.1	26.0	28.4	30.6	33.4	36.5
17	19.3	23.8	26.1	28.3	31.1	34.2
18	17.5	21.8	24.0	26.2	28.9	32.0
19	15.9	19.9	22.2	24.2	26.9	29.9
20	14.5	18.2	20.3	22.4	25.0	28.1

COBALT 60 SSD 60 CM

Depth in cm	Area of Field in Square Centimetres					
	0	20	50	100	200	400
0.5	100.0	100.0	100.0	100.0	100.0	100.0
1	95.0	96.7	97.1	97.8	97.9	98.1
2	86.0	90.1	91.2	92.2	92.6	93.0
3	77.9	83.7	85.4	86.6	87.4	88.0
4	70.7	77.6	79.7	81.2	82.3	83.2
5	64.2	71.7	74.2	75.9	77.3	78.4
6	58.3	66.1	68.9	70.7	72.4	73.7
7	53.0	60.8	63.7	65.7	67.6	69.2
8	48.2	55.8	58.8	60.9	63.0	65.0
9	43.9	51.2	54.2	56.4	58.6	60.9
10	39.9	46.9	49.9	52.2	54.5	57.1
11	36.3	43.0	46.0	48.3	50.7	53.4
12	33.1	39.4	42.4	44.7	47.2	50.0
13	30.2	36.1	39.1	41.4	44.0	47.0
14	27.5	33.1	36.0	38.3	41.0	44.0
15	25.1	30.4	33.2	35.5	38.2	41.2
16	22.9	27.9	30.6	32.9	35.6	38.6
17	20.9	25.7	28.2	30.5	33.2	36.2
18	19.1	23.7	26.0	28.3	31.0	34.1
19	17.4	21.8	24.0	26.2	28.9	32.0
20	15.9	20.0	22.1	24.2	27.0	30.0

DEPTH DOSE--Continued

COBALT 60 SSD 80 CM

Depth in cm	Area of Field in Square Centimetres					
	0	20	50	100	200	400
0.5	100.0	100.0	100.0	100.0	100.0	100.0
1	95.4	97.0	97.7	98.2	98.4	98.5
2	87.1	91.0	92.5	93.4	93.7	94.0
3	79.5	85.3	87.2	88.4	89.0	89.6
4	72.7	79.6	82.0	83.4	84.4	85.2
5	66.5	74.1	76.9	78.5	79.9	80.8
6	60.8	68.9	71.8	73.7	75.2	76.4
7	55.6	63.8	66.8	68.9	70.7	72.1
8	50.9	58.9	62.1	64.2	66.3	68.0
9	46.6	54.3	57.5	59.8	62.1	64.1
10	42.7	50.1	53.3	55.7	58.1	60.3
11	39.2	46.2	49.4	51.8	54.3	56.7
12	35.9	42.6	45.8	48.2	50.8	53.3
13	32.9	39.3	42.4	44.9	47.6	50.1
14	30.2	36.3	39.3	41.8	44.5	47.1
15	27.7	33.5	36.4	38.9	41.8	44.3
16	25.4	31.0	33.8	36.2	39.0	41.7
17	23.3	28.7	31.3	33.8	36.5	39.2
18	21.4	26.5	29.0	31.4	34.2	36.9
19	19.6	24.5	27.0	29.3	32.0	34.7
20	18.0	22.6	25.0	27.3	30.0	32.7

COBALT 60 SSD 100 CM

Depth in cm	Area of Field in Square Centimetres					
	0	20	50	100	200	400
0.5	100.0	100.0	100.0	100.0	100.0	100.0
1	95.9	97.2	97.9	98.6	98.8	98.8
2	87.9	91.7	93.0	94.0	94.5	94.6
3	80.7	86.3	88.1	89.4	90.1	90.5
4	73.8	81.0	83.2	84.8	85.7	86.4
5	67.8	75.7	78.4	80.2	81.3	82.3
6	62.3	70.6	73.6	75.6	76.9	78.2
7	57.3	65.7	68.8	71.0	72.5	74.1
8	52.7	61.0	64.2	66.5	68.3	70.1
9	48.5	56.5	59.7	62.1	64.2	66.2
10	44.7	52.3	55.5	57.9	60.3	62.5
11	41.2	48.4	51.6	54.0	56.6	58.8
12	38.0	44.8	48.0	50.4	53.1	55.4
13	35.0	41.5	44.6	47.1	49.8	52.2
14	32.2	38.5	41.5	44.0	46.7	49.2
15	29.6	35.7	38.6	41.1	43.8	46.4
16	27.2	33.1	35.9	38.4	41.1	43.7
17	25.0	30.7	33.4	35.9	38.6	41.2
18	23.0	28.5	31.1	33.6	36.3	38.8
19	21.2	26.4	29.0	31.4	34.1	36.6
20	19.5	24.4	27.0	29.2	32.0	34.5

DEPTH DOSE--Continued

DEPTH DOSE IN WATER FOR LINEAR ACCELERATOR FOR 100% AT PEAK
 4.2 MeV FSD 100 cm HVL 15.7 mm Cu
 Courtesy of M. J. Day and F. T. Farmer: *Brit. J. Radiol.*

Field Size	Zero Area	2×2	4×4	6×6	8×8	10×10	12×12	14×14	16×16	18×18	20×20
Equi dia		cm	cm	cm	cm	cm	cm	cm	cm	cm	cm
Depth cm	0	2.2	4.5	6.7	9.0	11.2	13.4	15.6	17.8	20.0	22.1
1	100.0	100.0	100.0	100.0	100.0	100.0	100.0	100.0	100.0	100.0	100.0
1.35	99.0	99.0	99.1	99.1	99.2	99.2	99.3	99.3	99.3	99.4	99.5
1.5	97.9	98.0	98.0	98.1	98.3	98.5	98.7	98.8	99.0	99.2	99.3
2	93.9	94.6	95.2	96.0	96.4	96.7	97.0	97.2	97.4	97.7	97.9
4	80.2	82.9	85.0	86.6	87.5	88.1	88.6	89.0	89.3	89.7	90.1
6	68.6	71.9	74.6	76.8	78.0	78.9	79.5	80.0	80.6	81.2	81.6
8	59.1	61.9	65.0	67.7	69.3	70.5	71.3	72.1	72.7	73.3	73.7
10	50.9	53.6	56.7	59.6	61.5	62.9	63.9	65.0	65.7	66.5	67.1
12	44.2	46.4	49.3	52.1	54.3	55.8	57.0	57.9	59.0	59.8	60.5
14	38.2	40.2	42.8	45.5	47.4	49.0	50.2	51.3	52.3	53.3	54.0
16	33.4	35.3	37.6	39.9	41.5	43.5	44.8	45.9	47.0	47.9	48.7
18	29.2	30.7	32.7	34.8	36.8	38.4	39.6	40.8	41.8	42.8	43.5
20	25.5	26.8	28.6	30.6	32.6	34.0	35.3	36.4	37.4	38.3	39.2
22	22.3	23.4	25.2	26.9	28.5	30.0	31.3	32.3	33.2	34.2	34.9
24	19.5	20.6	22.0	23.6	25.2	26.5	27.6	28.6	29.5	30.5	31.2
26	17.1	18.0	19.5	20.8	22.3	23.4	24.4	25.3	26.2	27.0	27.8
28	14.9	15.8	17.0	18.4	19.6	20.7	21.6	22.4	23.3	24.1	24.7
30	13.1	14.0	15.1	16.3	17.3	18.3	19.1	19.8	20.7	21.4	22.0

22 MEV BETATRON RADIATION WITH COPPER COMPENSATING FILTER

Depth	FSD - 70 cm	FSD - 100 cm
0.0	20	19
0.5	51.0	50.0
1.0	71.0	70.0
2.0	92.8	90.1
3.0	99.2	98.0
4.0	100.0	100.0
5.0	98.2	99.5
6.0	93.3	96.6
7.0	89.0	93.0
8.0	84.9	89.1
9.0	81.0	85.3
10.0	77.1	81.9
11.0	73.5	78.5
12.0	70.0	75.5
13.0	66.7	72.5
14.0	63.6	69.6
15.0	60.5	67.0
16.0	57.7	64.2
17.0	55.0	61.6
18.0	52.4	59.1
19.0	49.9	56.8
20.0	47.5	54.5

DEPTH DOSE--Continued

RECTANGULAR FIELDS HVL 0.5 MM CU FSD 50 CM
RECTANGULAR FIELDS IN CM X CM

Depth in cm	4x4	4x6	4x8	4x10	4x15	4x20	6x6	6x8	6x10	6x15	6x20
*	121.4	124.4	126.1	127.2	128.5	129.2	128.3	130.6	132.1	134.0	135.0
0	100.0	100.0	100.0	100.0	100.0	100.0	100.0	100.0	100.0	100.0	100.0
1	91.4	92.7	93.3	93.8	94.3	94.4	94.2	95.1	95.6	96.3	96.5
2	77.6	79.7	80.9	81.6	82.5	82.8	82.4	83.9	84.9	86.0	86.4
3	64.4	66.9	68.4	69.4	70.5	71.1	70.2	72.2	73.3	74.8	75.5
4	52.6	55.4	57.1	58.2	59.5	60.1	59.0	61.3	62.6	64.3	65.2
5	42.9	45.7	47.4	48.6	50.0	50.7	49.3	51.6	53.0	54.9	55.8
6	35.0	37.7	39.4	40.4	41.9	42.6	41.1	43.3	44.6	46.6	47.6
7	28.5	31.0	32.6	33.5	35.0	35.7	34.2	36.2	37.4	39.4	40.4
8	23.5	25.6	27.0	27.9	29.3	30.0	28.4	30.2	31.4	33.3	34.2
9	19.4	21.2	22.4	23.2	24.6	25.2	23.6	25.1	26.3	28.1	29.0
10	16.0	17.5	18.6	19.3	20.6	21.1	19.6	21.0	22.0	23.7	24.6
11	13.1	14.5	15.5	16.1	17.2	17.8	16.3	17.6	18.5	20.0	20.9
12	10.7	12.0	12.9	13.5	14.4	15.0	13.6	14.8	15.6	16.9	17.7
13	8.8	9.9	10.7	11.3	12.1	12.6	11.3	12.4	13.1	14.3	15.0
14	7.3	8.2	8.9	9.4	10.1	10.6	9.4	10.3	11.0	12.1	12.8
15	6.0	6.8	7.4	7.8	8.5	8.9	7.8	8.6	9.2	10.2	10.7
16	5.0	5.6	6.1	6.5	7.1	7.5	6.5	7.2	7.7	8.6	9.1
17	4.1	4.7	5.1	5.4	5.9	6.3	5.4	6.0	6.4	7.2	7.7
18	3.3	3.9	4.2	4.5	5.0	5.3	4.5	5.0	5.4	6.1	6.5
19	2.7	3.2	3.5	3.8	4.2	4.5	3.8	4.2	4.6	5.2	5.5
20	2.2	2.6	2.9	3.1	3.5	3.7	3.1	3.5	3.8	4.3	4.7

Depth in cm	8x8	8x10	8x15	8x20	10x10	10x15	10x20	15x15	15x20	20x20
*	133.4	135.2	137.6	139.0	137.3	140.1	141.8	143.9	146.2	148.9
0	100.0	100.0	100.0	100.0	100.0	100.0	100.0	100.0	100.0	100.0
1	96.1	96.7	97.6	97.8	97.5	98.4	98.6	99.4	99.6	99.8
2	85.8	86.7	88.1	88.6	87.9	89.5	90.1	91.3	92.0	92.9
3	74.3	75.7	77.6	78.5	77.3	79.4	80.4	81.9	83.2	84.7
4	63.8	65.3	67.4	68.5	67.1	69.5	70.7	72.4	73.9	75.7
5	54.2	55.8	58.1	59.2	57.7	60.3	61.6	63.5	65.1	66.9
6	45.8	47.4	49.8	51.0	49.2	52.0	53.4	55.4	57.0	58.9
7	38.6	40.1	42.5	43.7	41.8	44.6	46.0	48.0	49.7	51.6
8	32.3	33.8	36.1	37.3	35.4	38.1	39.5	41.4	43.1	45.0
9	27.0	28.4	30.6	31.8	30.0	32.5	33.8	35.6	37.3	39.2
10	22.7	24.0	26.0	27.1	25.4	27.7	29.0	30.6	32.3	34.1
11	19.1	20.3	22.0	23.1	21.5	23.6	24.8	26.3	27.8	29.6
12	16.1	17.1	18.7	19.7	18.3	20.1	21.2	22.5	24.0	25.7
13	13.6	14.5	15.9	16.8	15.5	17.2	18.2	19.3	20.7	22.2
14	11.4	12.2	13.5	14.3	13.1	14.7	15.6	16.6	17.8	19.2
15	9.5	10.2	11.4	12.2	11.0	12.5	13.3	14.2	15.3	16.6
16	8.0	8.5	9.6	10.4	9.3	10.6	11.4	12.2	13.2	14.4
17	6.7	7.2	8.2	8.8	7.9	9.0	9.7	10.5	11.4	12.4
18	5.6	6.1	7.0	7.5	6.7	7.7	8.3	9.0	9.8	10.7
19	4.7	5.2	6.0	6.4	5.7	6.6	7.1	7.7	8.5	9.3
20	4.0	4.3	5.0	5.4	4.8	5.6	6.1	6.6	7.3	8.0

*The first line gives the surface dose for 100 r of primary.

DEPTH DOSE--Continued

RECTANGULAR FIELDS HVL 1.0 MM CU FSD 50 CM
RECTANGULAR FIELDS IN CM X CM

Depth in cm	4x4	4x6	4x8	4x10	4x15	4x20	6x6	6x8	6x10	6x15	6x20
*	118.0	121.1	123.0	124.3	125.8	126.6	125.2	127.9	129.7	131.8	133.0
0	100.0	100.0	100.0	100.0	100.0	100.0	100.0	100.0	100.0	100.0	100.0
1	92.9	94.7	95.5	96.0	96.6	96.8	96.9	97.9	98.5	99.3	99.5
2	81.3	84.3	85.7	86.5	87.4	87.7	87.9	89.6	90.6	91.7	92.1
3	70.3	73.5	75.3	76.5	77.8	78.3	77.4	79.8	81.3	82.9	83.6
4	60.0	63.2	65.1	66.4	68.0	68.7	67.2	69.7	71.3	73.4	74.4
5	50.7	53.8	55.8	57.1	58.7	59.5	57.7	60.2	61.9	64.2	65.2
6	42.7	45.5	47.4	48.8	50.4	51.3	49.2	51.6	53.4	55.7	56.8
7	35.8	38.3	40.1	41.5	43.1	44.0	41.7	44.1	45.8	48.1	49.2
8	29.9	32.2	33.9	35.2	36.8	37.7	35.3	37.6	39.2	41.4	42.5
9	25.0	27.1	28.7	29.8	31.4	32.2	29.9	32.0	33.5	35.6	36.7
10	20.9	22.8	24.2	25.2	26.7	27.5	25.3	27.2	28.6	30.6	31.6
11	17.4	19.2	20.4	21.3	22.7	23.5	21.4	23.1	24.3	26.2	27.2
12	14.6	16.2	17.3	18.1	19.4	20.1	18.1	19.6	20.7	22.5	23.4
13	12.2	13.6	14.6	15.4	16.5	17.1	15.3	16.6	17.6	19.3	20.1
14	10.2	11.4	12.3	13.0	14.0	14.6	12.9	14.1	15.0	16.5	17.2
15	8.6	9.6	10.4	11.0	11.9	12.5	10.9	12.0	12.8	14.1	14.8
16	7.2	8.1	8.7	9.3	10.1	10.7	9.2	10.2	10.9	12.0	12.7
17	6.0	6.8	7.3	7.8	8.6	9.1	7.8	8.6	9.2	10.3	10.9
18	5.0	5.7	6.2	6.6	7.3	7.7	6.6	7.3	7.8	8.8	9.4
19	4.2	4.8	5.2	5.6	6.2	6.6	5.6	6.2	6.7	7.5	8.1
20	3.5	4.0	4.4	4.8	5.3	5.6	4.7	5.3	5.7	6.4	6.9

Depth in cm	8x8	8x10	8x15	8x20	10x10	10x15	10x20	15x15	15x20	20x20
*	131.1	133.3	136.0	137.5	135.7	138.9	140.7	143.0	145.6	148.7
0	100.0	100.0	100.0	100.0	100.0	100.0	100.0	100.0	100.0	100.0
1	99.1	99.8	100.7	100.9	100.6	101.5	101.8	102.6	102.8	103.0
2	91.6	92.8	94.0	94.5	94.0	95.4	95.9	97.0	97.6	98.4
3	82.5	84.2	86.2	87.0	86.1	88.3	89.2	90.9	92.0	93.4
4	72.6	74.5	77.0	78.1	76.6	79.4	80.7	82.8	84.4	86.1
5	63.2	65.2	67.8	69.1	67.3	70.3	71.8	74.0	75.8	77.8
6	54.6	56.6	59.4	60.6	58.8	61.9	63.4	65.6	67.5	69.7
7	46.9	48.9	51.7	52.9	51.1	54.2	55.7	57.9	59.9	62.2
8	40.2	42.1	44.8	46.1	44.2	47.2	48.8	50.9	53.0	55.3
9	34.4	36.2	38.7	40.1	38.2	41.1	42.6	44.6	46.7	49.1
10	29.4	31.1	33.4	34.8	32.9	35.6	37.1	39.0	41.0	43.4
11	25.1	26.6	28.8	30.2	28.3	30.8	32.3	34.0	35.9	38.2
12	21.4	22.7	24.9	26.1	24.3	26.6	28.1	29.6	31.4	33.5
13	18.3	19.4	21.4	22.5	20.8	23.0	24.3	25.8	27.4	29.3
14	15.6	16.6	18.4	19.4	17.8	19.8	21.0	22.4	23.9	25.7
15	13.2	14.2	15.8	16.7	15.3	17.1	18.2	19.4	20.8	22.5
16	11.2	12.1	13.5	14.4	13.1	14.8	15.8	16.9	18.2	19.7
17	9.5	10.3	11.6	12.4	11.2	12.7	13.7	14.7	15.9	17.2
18	8.1	8.8	10.0	10.7	9.6	10.9	11.8	12.7	13.8	15.1
19	7.0	7.6	8.6	9.3	8.3	9.4	10.2	11.0	12.0	13.2
20	6.0	6.5	7.4	8.0	7.1	8.1	8.8	9.5	10.4	11.5

* The first line gives the surface dose for 100 r of primary.

DEPTH DOSE--Continued

RECTANGULAR FIELDS HVL 1.5 MM CU FSD 50 CM
RECTANGULAR FIELDS IN CM X CM

Depth in cm	4x4	4x6	4x8	4x10	4x15	4x20	6x6	6x8	6x10	6x15	6x20
*	116.6	119.3	121.0	122.2	123.7	124.5	123.0	125.3	126.9	129.1	130.3
0	100.0	100.0	100.0	100.0	100.0	100.0	100.0	100.0	100.0	100.0	100.0
1	94.0	95.3	96.0	96.4	97.0	97.2	97.0	97.8	98.4	99.1	99.4
2	83.2	85.5	86.8	87.5	88.4	88.8	88.5	90.0	91.0	92.1	92.6
3	72.0	74.9	76.6	77.6	78.8	79.3	78.5	80.8	82.1	83.8	84.5
4	61.3	64.4	66.3	67.6	69.0	69.7	68.2	70.8	72.4	74.4	75.3
5	52.2	55.1	57.1	58.4	60.0	60.8	58.9	61.5	63.2	65.4	66.4
6	44.2	47.0	48.9	50.2	52.0	52.8	50.6	53.2	54.9	57.2	58.3
7	37.3	40.0	41.8	43.1	44.8	45.7	43.4	45.8	47.5	49.8	51.0
8	31.4	33.9	35.6	36.8	38.5	39.4	37.0	39.3	40.9	43.2	44.4
9	26.4	28.6	30.2	31.4	33.0	33.9	31.5	33.6	35.2	37.4	38.6
10	22.3	24.2	25.6	26.7	28.2	29.1	26.9	28.8	30.2	32.3	33.5
11	18.8	20.5	21.8	22.8	24.2	25.0	22.9	24.6	25.9	27.8	29.0
12	15.8	17.4	18.5	19.4	20.7	21.5	19.5	21.0	22.2	24.0	25.1
13	13.3	14.7	15.7	16.5	17.7	18.5	16.6	17.9	19.0	20.7	21.7
14	11.2	12.4	13.4	14.1	15.2	15.9	14.1	15.3	16.3	17.8	18.7
15	9.4	10.5	11.4	12.0	13.1	13.6	12.0	13.1	14.0	15.4	16.2
16	7.9	8.9	9.6	10.2	11.2	11.7	10.2	11.2	12.0	13.3	14.0
17	6.7	7.5	8.2	8.7	9.6	10.1	8.7	9.6	10.3	11.5	12.1
18	5.7	6.4	7.0	7.4	8.2	8.7	7.4	8.2	8.9	10.0	10.5
19	4.8	5.4	5.9	6.3	7.1	7.5	6.3	7.0	7.6	8.6	9.1
20	4.0	4.6	5.0	5.4	6.1	6.5	5.3	6.0	6.5	7.4	7.9

Depth in cm	8x8	8x10	8x15	8x20	10x10	10x15	10x20	15x15	15x20	20x20
*	128.2	130.2	133.0	134.5	132.4	135.7	137.6	140.0	142.6	145.7
0	100.0	100.0	100.0	100.0	100.0	100.0	100.0	100.0	100.0	100.0
1	98.8	99.5	100.3	100.6	100.2	101.2	101.5	102.3	102.5	102.7
2	91.8	92.9	94.3	94.9	94.1	95.6	96.3	97.4	98.3	99.3
3	83.2	84.8	86.8	87.7	86.6	88.8	89.8	91.4	92.7	94.2
4	73.7	75.6	78.0	79.0	77.7	80.4	81.6	83.5	85.1	86.9
5	64.5	66.5	69.1	70.3	68.7	71.7	73.1	75.3	77.1	79.2
6	56.1	58.1	60.9	62.2	60.4	63.5	65.0	67.3	69.3	71.7
7	48.6	50.6	53.4	54.8	52.9	56.0	57.7	59.9	62.0	64.6
8	42.0	43.9	46.6	48.1	46.1	49.2	50.9	53.0	55.3	57.9
9	36.2	38.0	40.6	42.1	40.1	43.1	44.8	46.8	49.1	51.7
10	31.1	32.8	35.3	36.7	34.7	37.6	39.2	41.2	43.4	45.9
11	26.7	28.3	30.6	32.0	30.0	32.7	34.3	36.1	38.2	40.6
12	22.9	24.3	26.5	27.8	25.9	28.4	30.0	31.6	33.6	35.8
13	19.7	20.9	22.9	24.1	22.4	24.7	26.1	27.6	29.4	31.5
14	16.9	18.0	19.8	21.0	19.4	21.5	22.8	24.2	25.8	27.7
15	14.5	15.5	17.2	18.3	16.8	18.7	19.9	21.2	22.7	24.3
16	12.4	13.4	14.9	15.9	14.5	16.3	17.4	18.6	19.9	21.4
17	10.7	11.6	13.0	13.9	12.5	14.2	15.2	16.4	17.5	18.8
18	9.2	10.0	11.3	12.1	10.8	12.4	13.3	14.4	15.4	16.6
19	7.9	8.6	9.8	10.5	9.3	10.8	11.6	12.6	13.6	14.6
20	6.7	7.4	8.5	9.1	8.1	9.4	10.1	11.0	11.9	12.8

*The first line gives the surface dose for 100 r of primary.

DEPTH DOSE--Continued

RECTANGULAR FIELDS HVL 2.0 MM CU FSD 50 CM
RECTANGULAR FIELDS IN CM X CM

Depth in cm	4x4	4x6	4x8	4x10	4x15	4x20	6x6	6x8	6x10	6x15	6x20
*	114.4	116.9	118.4	119.4	120.8	121.6	120.1	122.2	123.7	125.7	126.9
0	100.0	100.0	100.0	100.0	100.0	100.0	100.0	100.0	100.0	100.0	100.0
1	93.8	95.2	95.8	96.2	96.7	96.9	96.8	97.7	98.2	98.8	99.0
2	83.9	85.9	87.0	87.7	88.5	88.9	88.4	89.8	90.7	91.8	92.3
3	72.5	75.2	76.7	77.7	78.9	79.4	78.6	80.6	81.9	83.5	84.2
4	62.1	65.0	66.7	67.9	69.4	70.0	68.7	71.0	72.5	74.5	75.4
5	52.9	55.7	57.6	58.8	60.5	61.2	59.5	61.9	63.5	65.6	66.6
6	44.9	47.6	49.5	50.7	52.4	53.2	51.3	53.7	55.3	57.5	58.6
7	38.0	40.6	42.4	43.6	45.3	46.1	44.1	46.4	48.0	50.3	51.4
8	32.1	34.6	36.3	37.4	39.1	39.9	37.8	40.1	41.6	43.8	45.0
9	27.1	29.4	31.0	32.1	33.7	34.5	32.4	34.5	36.0	38.1	39.3
10	22.9	25.0	26.5	27.5	29.0	29.8	27.7	29.7	31.1	33.1	34.2
11	19.4	21.3	22.6	23.6	25.0	25.8	23.6	25.5	26.8	28.7	29.8
12	16.5	18.1	19.3	20.2	21.5	22.3	20.2	21.9	23.1	24.9	25.9
13	14.0	15.4	16.5	17.3	18.5	19.3	17.3	18.8	19.9	21.6	22.5
14	11.9	13.1	14.1	14.8	15.9	16.7	14.8	16.1	17.1	18.7	19.6
15	10.1	11.2	12.1	12.7	13.7	14.4	12.7	13.8	14.7	16.2	17.0
16	8.5	9.5	10.3	10.9	11.8	12.4	10.9	11.8	12.6	14.0	14.8
17	7.2	8.1	8.8	9.3	10.2	10.7	9.3	10.1	10.9	12.1	12.9
18	6.1	6.9	7.5	8.0	8.8	9.3	7.9	8.7	9.4	10.5	11.2
19	5.2	5.9	6.4	6.8	7.6	8.0	6.7	7.5	8.1	9.1	9.7
20	4.4	4.9	5.4	5.8	6.5	6.9	5.7	6.4	6.9	7.9	8.4

Depth in cm	8x8	8x10	8x15	8x20	10x10	10x15	10x20	15x15	15x20	20x20
*	124.8	126.5	129.2	130.7	128.6	131.7	133.5	135.8	138.4	141.5
0	100.0	100.0	100.0	100.0	100.0	100.0	100.0	100.0	100.0	100.0
1	98.6	99.3	100.0	100.3	99.9	100.8	101.0	101.7	102.0	102.4
2	91.4	92.5	93.8	94.4	93.6	95.1	95.8	96.9	97.8	98.9
3	83.0	84.5	86.4	87.3	86.1	88.3	89.3	90.9	92.1	93.6
4	73.6	75.4	77.8	78.9	77.4	80.1	81.4	83.4	85.0	86.8
5	64.7	66.6	69.1	70.4	68.7	71.6	73.0	75.1	77.0	79.1
6	56.5	58.5	61.1	62.5	60.6	63.6	65.2	67.3	69.3	71.6
7	49.2	51.1	53.8	55.3	53.2	56.3	57.9	60.1	62.2	64.6
8	42.7	44.5	47.2	48.7	46.6	49.7	51.3	53.5	55.6	58.1
9	37.0	38.7	41.4	42.8	40.7	43.8	45.3	47.5	49.6	52.1
10	32.0	33.6	36.2	37.5	35.5	38.4	40.0	42.0	44.1	46.5
11	27.6	29.1	31.6	32.8	30.9	33.6	35.2	37.1	39.1	41.4
12	23.8	25.2	27.5	28.7	26.9	29.4	30.9	32.7	34.6	36.7
13	20.5	21.8	23.9	25.1	23.4	25.7	27.1	28.7	30.5	32.5
14	17.6	18.9	20.8	21.9	20.3	22.4	23.8	25.2	26.9	28.7
15	15.2	16.3	18.1	19.1	17.6	19.6	20.8	22.2	23.7	25.4
16	13.1	14.1	15.7	16.7	15.2	17.1	18.2	19.5	20.9	22.5
17	11.3	12.2	13.7	14.6	13.2	15.0	16.0	17.2	18.4	19.9
18	9.8	10.5	12.0	12.8	11.5	13.2	14.0	15.2	16.3	17.6
19	8.4	9.1	10.5	11.2	10.0	11.5	12.3	13.4	14.4	15.6
20	7.2	7.9	9.1	9.7	8.7	10.0	10.8	11.7	12.7	13.7

* The first line gives the surface dose for 100 r of primary.

DEPTH DOSE--Continued

RECTANGULAR FIELDS HVL 3.0 MM CU FSD 50 CM
RECTANGULAR FIELDS IN CM X CM

Depth in cm	4x4	4x6	4x8	4x10	4x15	4x20	6x6	6x8	6x10	6x15	6x20
*	111.6	113.7	114.9	115.8	117.0	117.6	116.4	118.2	119.4	121.1	122.1
0	100.0	100.0	100.0	100.0	100.0	100.0	100.0	100.0	100.0	100.0	100.0
1	93.9	95.1	95.6	95.9	96.3	96.5	96.5	97.1	97.5	98.1	98.3
2	84.6	86.2	87.1	87.6	88.4	88.7	88.3	89.4	90.1	91.2	91.5
3	73.7	76.0	77.3	78.1	79.2	79.7	78.8	80.5	81.6	83.1	83.6
4	63.1	65.8	67.4	68.4	69.6	70.3	69.0	71.0	72.4	74.1	75.0
5	54.2	56.7	58.4	59.5	60.9	61.6	60.1	62.2	63.7	65.6	66.6
6	46.3	48.7	50.4	51.5	53.1	53.8	52.0	54.2	55.7	57.8	58.8
7	39.3	41.7	43.4	44.5	46.1	46.8	44.9	47.1	48.6	50.8	51.8
8	33.4	35.7	37.3	38.5	40.0	40.7	38.7	40.9	42.4	44.5	45.6
9	28.5	30.6	32.1	33.2	34.7	35.4	33.4	35.4	36.9	38.9	40.0
10	24.3	26.2	27.6	28.6	30.0	30.8	28.7	30.6	32.0	34.0	35.0
11	20.7	22.4	23.7	24.6	26.0	26.7	24.7	26.4	27.7	29.6	30.6
12	17.6	19.1	20.4	21.2	22.5	23.1	21.2	22.8	24.0	25.7	26.7
13	15.1	16.3	17.5	18.3	19.5	20.0	18.2	19.7	20.8	22.4	23.3
14	12.9	14.0	15.0	15.7	16.9	17.4	15.7	17.0	18.0	19.5	20.3
15	11.0	12.0	12.8	13.5	14.6	15.1	13.5	14.6	15.5	17.0	17.7
16	9.4	10.3	11.0	11.6	12.6	13.1	11.6	12.6	13.4	14.8	15.5
17	8.0	8.8	9.4	10.0	10.9	11.4	10.0	10.9	11.6	12.9	13.5
18	6.8	7.5	8.1	8.6	9.4	9.9	8.6	9.4	10.0	11.2	11.8
19	5.8	6.4	7.0	7.4	8.1	8.6	7.4	8.1	8.7	9.8	10.3
20	4.9	5.5	6.0	6.4	7.1	7.5	6.3	7.0	7.6	8.5	9.0

Depth in cm	8x8	8x10	8x15	8x20	10x10	10x15	10x20	15x15	15x20	20x20
*	120.4	121.9	124.1	125.3	123.7	126.2	127.7	129.6	131.5	133.7
0	100.0	100.0	100.0	100.0	100.0	100.0	100.0	100.0	100.0	100.0
1	97.9	98.3	99.1	99.3	98.9	99.7	100.0	100.6	101.0	101.4
2	90.7	91.6	92.8	93.3	92.6	93.9	94.5	95.6	96.2	96.8
3	82.4	83.7	85.4	86.3	85.1	87.0	88.1	89.5	90.8	92.3
4	73.4	74.9	77.1	78.1	76.7	79.1	80.3	82.1	83.8	85.7
5	64.8	66.5	68.8	70.0	68.4	71.1	72.5	74.5	76.2	78.3
6	56.8	58.6	61.1	62.3	60.6	63.5	65.0	67.0	68.9	71.3
7	49.7	51.5	54.1	55.3	53.6	56.5	58.1	60.1	62.0	64.2
8	43.4	45.2	47.7	49.0	47.2	50.1	51.7	53.7	55.6	57.9
9	37.8	39.6	42.0	43.3	41.5	44.3	45.9	47.9	49.8	52.0
10	32.8	34.5	36.9	38.1	36.3	39.1	40.6	42.6	44.5	46.7
11	28.5	30.0	32.3	33.5	31.7	34.4	35.8	37.7	39.6	41.7
12	24.8	26.1	28.3	29.4	27.7	30.3	31.5	33.3	35.1	37.2
13	21.5	22.7	24.7	25.8	24.2	26.6	27.8	29.4	31.1	33.1
14	18.6	19.7	21.6	22.6	21.1	23.3	24.5	25.9	27.5	29.4
15	16.1	17.1	18.9	19.8	18.4	20.4	21.6	22.9	24.4	26.2
16	13.9	14.9	16.5	17.4	16.0	17.9	19.0	20.2	21.6	23.2
17	12.0	13.0	14.4	15.3	13.9	15.7	16.7	17.8	19.1	20.7
18	10.4	11.3	12.6	13.4	12.2	13.8	14.7	15.7	16.9	18.5
19	9.0	9.8	11.1	11.8	10.7	12.1	13.0	13.9	15.0	16.4
20	7.8	8.5	9.7	10.3	9.3	10.6	11.4	12.3	13.3	14.5

*The first line gives the surface dose for 100 r of primary.

DEPTH DOSE--Continued

RECTANGULAR FIELDS COBALT 60 FSD 50 CM
RECTANGULAR FIELDS IN CM X CM

Depth in cm	4x4	4x6	4x8	4x10	4x15	4x20	6x6	6x8	6x10	6x15	6x20
*	101.1	101.3	101.5	101.6	101.8	101.9	101.6	101.8	102.0	102.3	102.5
0	Surface dose 30 to 50% depending upon collimator										
0.5	100.0	100.0	100.0	100.0	100.0	100.0	100.0	100.0	100.0	100.0	100.0
1	96.0	96.3	96.5	96.6	96.6	96.6	96.7	96.9	97.0	97.1	97.1
2	88.7	89.3	89.6	89.8	89.9	89.9	90.1	90.5	90.6	90.8	90.9
3	81.6	82.5	82.9	83.1	83.3	83.4	83.6	84.1	84.4	84.7	84.8
4	75.0	76.0	76.5	76.7	77.0	77.1	77.3	77.9	78.3	78.7	78.9
5	68.8	70.0	70.4	70.7	71.1	71.2	71.3	72.0	72.5	73.0	73.2
6	63.0	64.1	64.7	65.1	65.5	65.6	65.6	66.4	66.9	67.5	67.8
7	57.6	58.7	59.4	59.8	60.2	60.4	60.2	61.1	61.6	62.2	62.6
8	52.6	53.7	54.4	54.8	55.3	55.5	55.2	56.1	56.6	57.3	57.7
9	48.0	49.1	49.8	50.1	50.7	51.0	50.5	51.4	52.0	52.7	53.2
10	43.8	44.9	45.5	45.9	46.5	46.8	46.2	47.1	47.7	48.5	49.0
11	40.0	41.0	41.6	42.0	42.6	43.0	42.3	43.2	43.8	44.7	45.1
12	36.5	37.5	38.1	38.5	39.1	39.5	38.8	39.7	40.2	41.1	41.6
13	33.3	34.3	34.9	35.3	35.9	36.3	35.6	36.4	37.0	37.9	38.4
14	30.5	31.4	32.0	32.4	33.0	33.4	32.6	33.4	34.0	34.9	35.4
15	27.9	28.7	29.3	29.7	30.3	30.7	29.9	30.6	31.2	32.1	32.7
16	25.5	26.2	26.8	27.2	27.9	28.2	27.4	28.1	28.7	29.6	30.2
17	23.3	24.0	24.6	24.9	25.6	26.0	25.1	25.8	26.4	27.3	27.9
18	21.3	22.0	22.6	22.9	23.5	24.0	23.0	23.7	24.3	25.2	25.8
19	19.5	20.2	20.7	21.0	21.6	22.1	21.1	21.8	22.4	23.3	23.8
20	17.8	18.5	19.0	19.3	19.9	20.3	19.4	20.0	20.6	21.5	22.0

Depth in cm	8x8	8x10	8x15	8x20	10x10	10x15	10x20	15x15	15x20	20x20
*	102.1	102.3	102.7	103.0	102.5	103.0	103.4	103.7	104.1	104.6
0	Surface dose 30 to 50% depending upon collimator									
0.5	100.0	100.0	100.0	100.0	100.0	100.0	100.0	100.0	100.0	100.0
1	97.1	97.3	97.4	97.4	97.5	97.6	97.6	97.7	97.7	97.7
2	90.9	91.1	91.3	91.4	91.4	91.6	91.7	91.9	92.0	92.1
3	84.7	85.0	85.4	85.5	85.4	85.8	86.0	86.2	86.5	86.7
4	78.7	79.1	79.6	79.8	79.6	80.1	80.4	80.7	81.1	81.5
5	72.9	73.4	74.0	74.3	74.0	74.6	75.0	75.4	75.9	76.4
6	67.4	67.9	68.6	69.0	68.6	69.4	69.8	70.3	70.9	71.6
7	62.1	62.7	63.5	64.0	63.4	64.4	64.9	65.5	66.2	67.0
8	57.1	57.7	58.6	59.2	58.5	59.6	60.2	60.9	61.7	62.6
9	52.4	53.1	54.1	54.7	53.9	55.1	55.8	56.6	57.5	58.5
10	48.1	48.8	49.9	50.5	49.7	50.9	51.7	52.5	53.6	54.7
11	44.2	44.9	46.0	46.7	45.8	47.1	47.9	48.7	49.9	51.1
12	40.7	41.4	42.5	43.2	42.2	43.6	44.4	45.2	46.4	47.7
13	37.4	38.1	39.2	39.9	39.0	40.3	41.1	42.0	43.2	44.5
14	34.4	35.1	36.2	36.9	36.0	37.3	38.1	39.0	40.2	41.6
15	31.6	32.3	33.4	34.1	33.2	34.5	35.3	36.3	37.5	38.8
16	29.1	29.7	30.9	31.6	30.6	32.0	32.8	33.8	35.0	36.3
17	26.8	27.4	28.6	29.3	28.2	29.7	30.5	31.5	32.7	34.0
18	24.7	25.3	26.5	27.2	26.1	27.5	28.3	29.3	30.5	31.8
19	22.7	23.4	24.5	25.2	24.1	25.5	26.3	27.3	28.5	29.8
20	20.9	21.6	22.7	23.3	22.2	23.7	24.4	25.4	26.6	27.9

* The first line gives the dose at the maximum for 100 r of primary.

DEPTH DOSE--Continued

RECTANGULAR FIELDS COBALT 60 FSD 60 CM
RECTANGULAR FIELDS IN CM X CM

Depth in cm	4x4	4x6	4x8	4x10	4x15	4x20	6x6	6x8	6x10	6x15	6x20
*	101.0	101.3	101.4	101.5	101.7	101.9	101.6	101.8	102.0	102.3	102.5
0	Surface dose 30 to 50% depending upon collimator										
0.5	100.0	100.0	100.0	100.0	100.0	100.0	100.0	100.0	100.0	100.0	100.0
1	96.5	96.7	96.8	96.9	97.0	97.0	97.0	97.2	97.3	97.4	97.4
2	89.7	90.2	90.5	90.7	90.8	90.8	90.8	91.2	91.4	91.6	91.7
3	83.2	83.9	84.3	84.6	84.8	84.8	84.8	85.3	85.6	85.9	86.1
4	77.0	77.8	78.3	78.6	78.9	79.0	78.9	79.6	80.0	80.3	80.5
5	71.0	71.9	72.5	72.8	73.1	73.4	73.2	74.0	74.5	74.8	75.1
6	65.4	66.4	67.0	67.3	67.7	68.0	67.7	68.6	69.1	69.6	69.9
7	60.1	61.2	61.8	62.1	62.6	62.8	62.5	63.4	63.9	64.5	64.9
8	55.1	56.2	56.8	57.2	57.7	57.9	57.6	58.4	59.0	59.7	60.1
9	50.4	51.5	52.1	52.6	53.1	53.4	53.0	53.8	54.4	55.1	55.6
10	46.1	47.2	47.8	48.3	48.8	49.2	48.7	49.5	50.1	50.9	51.4
11	42.2	43.3	43.9	44.4	44.9	45.3	44.8	45.6	46.2	47.0	47.5
12	38.7	39.8	40.4	40.9	41.4	41.8	41.2	42.0	42.6	43.4	44.0
13	35.5	36.5	37.2	37.6	38.2	38.5	37.9	38.7	39.3	40.1	40.7
14	32.5	33.5	34.2	34.6	35.2	35.5	34.8	35.7	36.3	37.1	37.7
15	29.8	30.8	31.4	31.8	32.4	32.8	32.0	32.9	33.5	34.3	34.9
16	27.4	28.3	28.9	29.3	29.9	30.3	29.4	30.3	30.9	31.7	32.3
17	25.2	26.1	26.6	27.0	27.6	28.0	27.1	28.0	28.5	29.3	29.9
18	23.2	24.0	24.5	24.9	25.5	25.9	25.0	25.8	26.3	27.2	27.8
19	21.3	22.1	22.6	22.9	23.6	23.9	23.0	23.8	24.3	25.2	25.8
20	19.5	20.3	20.8	21.0	21.8	22.0	21.1	21.9	22.4	23.3	23.9

Depth in cm	8x8	8x10	8x15	8x20	10x10	10x15	10x20	15x15	15x20	20x20
*	102.1	102.3	102.7	102.9	102.5	103.0	103.3	103.6	104.1	104.6
0	Surface dose 30 to 50% depending upon collimator									
0.5	100.0	100.0	100.0	100.0	100.0	100.0	100.0	100.0	100.0	100.0
1	97.4	97.5	97.7	97.7	97.7	97.8	97.9	98.0	98.0	98.1
2	91.7	91.9	92.1	92.2	92.1	92.4	92.5	92.7	92.8	93.0
3	86.0	86.3	86.6	86.8	86.6	87.1	87.2	87.5	87.7	88.0
4	80.3	80.7	81.2	81.4	81.2	81.8	82.0	82.4	82.7	83.1
5	74.8	75.3	75.9	76.2	75.9	76.6	76.9	77.4	77.8	78.3
6	69.5	70.0	70.7	71.1	70.7	71.5	71.9	72.5	73.0	73.7
7	64.4	64.9	65.7	66.2	65.6	66.6	67.0	67.8	68.4	69.2
8	59.5	60.1	61.0	61.5	60.8	61.9	62.4	63.3	64.0	64.9
9	54.9	55.6	56.6	57.1	56.3	57.5	58.1	59.0	59.8	60.9
10	50.6	51.3	52.4	52.9	52.1	53.4	54.0	54.9	55.8	57.0
11	46.7	47.4	48.5	49.1	48.2	49.5	50.2	51.1	52.1	53.4
12	43.1	43.8	44.9	45.6	44.6	45.9	46.7	47.6	48.7	50.0
13	39.8	40.5	41.6	42.3	41.3	42.6	43.4	44.4	45.5	46.9
14	36.7	37.5	38.5	39.2	38.2	39.6	40.4	41.4	42.5	43.9
15	33.9	34.6	35.7	36.4	35.4	36.8	37.6	38.6	39.7	41.1
16	31.3	32.0	33.1	33.8	32.8	34.2	35.0	36.0	37.1	38.5
17	28.9	29.6	30.7	31.4	30.4	31.8	32.6	33.6	34.8	36.1
18	26.7	27.4	28.5	29.2	28.2	29.6	30.4	31.4	32.6	33.9
19	24.7	25.4	26.5	27.2	26.2	27.5	28.4	29.3	30.5	31.8
20	22.8	23.4	24.6	25.3	24.2	25.5	26.4	27.3	28.5	29.8

*The first line gives the dose at the maximum for 100 r of primary.

DEPTH DOSE--Continued

RECTANGULAR FIELDS COBALT 60 FSD 80 CM
RECTANGULAR FIELDS IN CM X CM

Depth in cm	4x4	4x6	4x8	4x10	4x15	4x20	6x6	6x8	6x10	6x15	6x20
*	101.1	101.3	101.5	101.6	101.8	101.9	101.6	101.8	102.0	102.3	102.5
0	Surface dose 30 to 50% depending upon collimator										
0.5	100.0	100.0	100.0	100.0	100.0	100.0	100.0	100.0	100.0	100.0	100.0
1	96.8	97.0	97.2	97.3	97.4	97.4	97.4	97.6	97.7	97.8	97.8
2	90.6	91.2	91.5	91.6	91.8	91.8	91.9	92.2	92.5	92.7	92.8
3	84.7	85.5	85.9	86.1	86.4	86.4	86.5	86.9	87.3	87.6	87.7
4	79.0	79.9	80.4	80.6	81.0	81.1	81.1	81.7	82.1	82.5	82.7
5	73.5	74.5	75.1	75.3	75.7	75.9	75.9	76.6	77.0	77.5	77.7
6	68.1	69.2	69.9	70.1	70.5	70.7	70.7	71.5	71.9	72.5	72.7
7	62.9	64.1	64.8	65.1	65.5	65.7	65.7	66.5	67.0	67.6	67.9
8	58.0	59.2	59.9	60.3	60.8	61.0	60.8	61.7	62.2	62.9	63.3
9	53.5	54.7	55.3	55.8	56.3	56.6	56.2	57.1	57.7	58.5	58.9
10	49.3	50.5	51.1	51.6	52.2	52.5	52.0	52.9	53.5	54.4	54.8
11	45.5	46.6	47.3	47.8	48.4	48.6	48.1	49.0	49.6	50.5	51.0
12	41.9	43.0	43.7	44.2	44.8	45.1	44.5	45.4	46.0	46.9	47.4
13	38.6	39.7	40.4	40.9	41.4	41.8	41.1	42.0	42.7	43.6	44.1
14	35.6	36.6	37.3	37.8	38.4	38.7	38.0	38.9	39.6	40.5	41.0
15	32.9	33.8	34.5	35.0	35.6	35.9	35.2	36.1	36.7	37.6	38.1
16	30.4	31.3	32.0	32.4	33.1	33.4	32.6	33.5	34.1	35.0	35.5
17	28.1	29.0	29.6	30.0	30.7	31.0	30.2	31.1	31.6	32.6	33.1
18	26.0	26.9	27.4	27.9	28.5	28.8	28.0	28.8	29.4	30.3	30.8
19	24.0	24.9	25.4	25.9	26.5	26.8	26.0	26.7	27.4	28.2	28.7
20	22.1	22.9	23.5	23.9	24.5	24.8	24.0	24.8	25.4	26.2	26.8

Depth in cm	8x8	8x10	8x15	8x20	10x10	10x15	10x20	15x15	15x20	20x20
*	102.1	102.3	102.7	102.9	102.5	103.0	103.3	103.6	104.1	104.6
0	Surface dose 30 to 50% depending upon collimator									
0.5	100.0	100.0	100.0	100.0	100.0	100.0	100.0	100.0	100.0	100.0
1	97.8	98.0	98.1	98.1	98.2	98.3	98.3	98.4	98.4	98.4
2	92.7	93.0	93.2	93.3	93.3	93.6	93.6	93.9	93.9	94.0
3	87.6	87.9	88.3	88.5	88.3	88.8	88.9	89.3	89.4	89.6
4	82.5	82.9	83.4	83.6	83.4	84.0	84.2	84.7	84.9	85.2
5	77.4	77.9	78.5	78.8	78.5	79.2	79.5	80.1	80.4	80.8
6	72.4	73.0	73.7	74.0	73.6	74.4	74.7	75.4	75.8	76.4
7	67.5	68.1	68.9	69.2	68.8	69.8	70.1	70.8	71.4	72.1
8	62.7	63.4	64.3	64.7	64.1	65.2	65.7	66.5	67.2	68.0
9	58.2	58.9	59.9	60.4	59.7	60.9	61.4	62.3	63.1	64.0
10	54.0	54.8	55.8	56.3	55.6	56.9	57.4	58.4	59.2	60.2
11	50.1	50.9	52.0	52.5	51.7	53.1	53.7	54.7	55.6	56.6
12	46.5	47.3	48.4	49.0	48.1	49.5	50.2	51.2	52.1	53.2
13	43.2	44.0	45.1	45.7	44.8	46.2	46.9	47.9	48.8	50.0
14	40.1	40.9	42.0	42.6	41.8	43.1	43.9	44.9	45.8	47.0
15	37.2	38.0	39.2	39.8	38.9	40.3	41.0	42.0	43.0	44.2
16	34.5	35.3	36.5	37.1	36.2	37.6	38.3	39.3	40.3	41.5
17	32.1	32.8	34.0	34.6	33.7	35.1	35.8	36.8	37.8	39.0
18	29.8	30.5	31.7	32.3	31.4	32.8	33.5	34.5	35.5	36.7
19	27.7	28.4	29.6	30.2	29.2	30.7	31.4	32.3	33.4	34.6
20	25.7	26.4	27.6	28.2	27.2	28.6	29.4	30.3	31.4	32.6

* The first line gives the dose at the maximum for 100 r of primary.

DEPTH DOSE--Continued

RECTANGULAR FIELDS COBALT 60 FS10 100 CM
RECTANGULAR FIELDS IN CM X CM

Depth in cm	4x4	4x6	4x8	4x10	4x15	4x20	6x6	6x8	6x10	6x15	6x20
*	101.1	101.3	101.5	101.6	101.8	101.9	101.6	101.8	102.0	102.3	102.5
0	Surface dose 30 to 50% depending upon collimator										
0.5	100.0	100.0	100.0	100.0	100.0	100.0	100.0	100.0	100.0	100.0	100.0
1	97.1	97.3	97.5	97.6	97.7	97.7	97.7	97.9	98.0	98.2	98.2
2	91.4	91.9	92.2	92.4	92.5	92.6	92.6	92.9	93.1	93.4	93.4
3	85.8	86.5	86.9	87.2	87.3	87.5	87.5	87.9	88.2	88.6	88.6
4	80.2	81.2	81.7	82.0	82.2	82.4	82.4	83.0	83.4	83.8	83.9
5	74.8	76.0	76.6	76.9	77.2	77.4	77.3	78.1	78.6	79.0	79.2
6	69.7	70.9	71.6	71.9	72.3	72.5	72.4	73.2	73.8	74.3	74.5
7	64.8	66.0	66.7	67.1	67.5	67.7	67.6	68.4	69.0	69.6	69.9
8	60.1	61.3	62.0	62.4	62.9	63.1	62.9	63.8	64.4	65.1	65.4
9	55.7	56.9	57.6	58.0	58.5	58.8	58.4	59.4	60.0	60.7	61.1
10	51.5	52.7	53.4	53.8	54.4	54.7	54.2	55.2	55.8	56.6	57.0
11	47.7	48.8	49.5	49.9	50.5	50.8	50.3	51.3	51.9	52.7	53.2
12	44.1	45.2	45.9	46.3	46.9	47.2	46.7	47.7	48.2	49.1	49.6
13	40.8	41.9	42.6	43.0	43.6	43.9	43.3	44.3	44.9	45.8	46.3
14	37.8	38.9	39.5	40.0	40.6	40.9	40.2	41.2	41.8	42.7	43.2
15	35.0	36.1	36.7	37.2	37.8	38.1	37.4	38.3	38.9	39.9	40.3
16	32.5	33.5	34.1	34.5	35.2	35.5	34.8	35.6	36.3	37.2	37.7
17	30.1	31.1	31.7	32.1	32.8	33.1	32.3	33.1	33.8	34.7	35.2
18	27.9	28.8	29.4	29.8	30.5	30.8	30.0	30.8	31.5	32.4	32.9
19	25.8	26.7	27.3	27.7	28.4	28.7	27.9	28.7	29.3	30.2	30.7
20	23.8	24.7	25.3	25.7	26.4	26.7	25.9	26.7	27.3	28.2	28.7

Depth in cm	8x8	8x10	8x15	8x20	10x10	10x15	10x20	15x15	15x20	20x20
*	102.1	102.3	102.7	103.0	102.5	103.0	103.4	103.7	104.1	104.6
0	Surface dose 30 to 50% depending upon collimator									
0.5	100.0	100.0	100.0	100.0	100.0	100.0	100.0	100.0	100.0	100.0
1	98.1	98.3	98.5	98.5	98.6	98.8	98.8	99.0	98.9	98.9
2	93.3	93.6	93.9	93.9	93.9	94.3	94.3	94.6	94.6	94.7
3	88.5	88.9	89.3	89.3	89.3	89.8	89.8	90.2	90.3	90.5
4	83.7	84.2	84.7	84.8	84.7	85.3	85.4	85.9	86.1	86.3
5	78.9	79.6	80.1	80.3	80.1	80.8	81.0	81.6	81.9	82.2
6	74.2	74.9	75.6	75.8	75.5	76.3	76.6	77.3	77.7	78.1
7	69.5	70.2	71.0	71.3	70.9	71.8	72.2	73.0	73.5	74.0
8	64.9	65.6	66.5	66.9	66.4	67.4	67.9	68.7	69.3	70.0
9	60.5	61.2	62.1	62.6	62.0	63.1	63.7	64.5	65.2	66.1
10	56.3	57.0	58.0	58.6	57.8	59.0	59.7	60.6	61.3	62.3
11	52.4	53.1	54.2	54.8	53.9	55.2	55.9	56.9	57.7	58.7
12	48.7	49.5	50.7	51.2	50.3	51.7	52.4	53.4	54.3	55.3
13	45.4	46.1	47.3	47.9	47.0	48.4	49.1	50.2	51.1	52.1
14	42.3	43.0	44.2	44.8	43.9	45.3	46.0	47.1	48.1	49.1
15	39.4	40.1	41.3	41.9	41.0	42.4	43.1	44.2	45.2	46.2
16	36.7	37.4	38.6	39.2	38.3	39.7	40.4	41.5	42.5	43.5
17	34.2	34.9	36.1	36.7	35.8	37.2	37.9	39.0	40.0	41.0
18	31.9	32.6	33.8	34.4	33.5	34.9	35.6	36.7	37.6	38.6
19	29.7	30.5	31.6	32.3	31.3	32.7	33.4	34.5	35.4	36.4
20	27.7	28.5	29.6	30.2	29.3	30.6	31.3	32.4	33.3	34.4

* The first line gives the dose at the maximum for 100 r of primary.

Characteristics of some important (α, n) sources

Sources	Half-life	Maximum neutron energy	Average neutron energy	Yield	Remarks
		<i>Mev</i>	<i>Mev</i>	$\frac{n/sec \times 10^{-6}}{curie}$	
Po ²¹⁰ -Li.....	138.40d	1.32.....	0.48.....	.05.....	Po-Be with a long half-life.
Po ²¹⁰ -Be.....	138.40d	10.87.....	4.2.....	2.5.....	
RaDEF-Be.....	19.4y	10.87.....	4.5.....	2.5.....	
Ra-Be.....	1622y	13.08.....	^a 3.9.....	15.....	Made by irradiating radium in reactor.
Em ²²² -Be.....	3.825d	13.08.....	15.....	
Pu ²³⁹ -Be.....	24,400y	10.74.....	4.5.....	0.064 (per g).....	
Ac ²²⁷ -Be.....	21.8y	12.79.....	4.6.....	
Po ²⁰⁸ -Be.....	2.93y	10.71.....	Proposed std source. Relatively mono-energetic.
RaBeF ₄	1622y	13.08.....	2.53.....	
Po ²¹⁰ -B.....	138.40d	B ¹⁰ 6.29, B ¹¹ 4.48.....	0.6.....	Proposed std source. Relatively mono-energetic.
Ra-B.....	1622y	B ¹⁰ 8.58, B ¹¹ 7.25.....	7.....	
Po ²¹⁰ -F.....	138.40d	2.8.....	1.4.....	0.2.....	Suggested for stoichiometric std source.
Po ²¹⁰ -Na.....	138.40d	4.45.....	0.04.....	
Am ²⁴¹ -Be.....	462y	
Cm ²⁴² -Be.....	162.5d	Suggested for stoichiometric std source.
Mock fission ^b	138.40d	10.87.....	1.6.....	0.4.....	

Characteristics of some important (γ, n) sources

Sources	Half-life	E γ	E n	Standard yield ^a	Actual source yield ^b
		<i>Mev</i>	<i>Mev</i>		
Na ²⁴ +Be.....	14.8h	2.76.....	0.83.....	13	
Na ²⁴ +D ₂ O.....	14.8h	2.76.....	0.22.....	27	
Ga ⁷² +Be.....	14.1h	1.87, 2.21, 2.51.....	(0.78).....	5	
Y ⁸⁸ +Be.....	87d	1.9, 2.8.....	0.158±0.005.....	10	
In ¹¹⁶ +Be.....	54m	1.8, 2.1.....	0.30.....	0.82	
Sb ¹²⁴ +Be.....	60d	1.7.....	0.024±0.003.....	19	1.6
La ¹⁴⁰ +Be.....	40d	2.50.....	0.62.....	0.3	
RdTh+D ₂ O.....	1.90y	2.62 (ThC'').....	0.197±0.010.....	9.5	^c 1.2
MsTh+Be.....	6.7y	1.80, 2.62.....	0.827±0.030.....	3.5	
MsTh+D ₂ O.....	6.7y	2.62 (ThC'').....	0.197±0.010.....	9.5	^c 1.2
Ra+Be.....	1622y	1.69, 1.75, 1.82, 2.09, 2.20, 2.42.....	0.7 max.....	1.3

^a This is the neutron yield $\times 10^4$ for a 1-curie gamma source with 1 g of target material placed 1 cm away from the gamma source.

^b 10^6 n/sec-curie.

^c Ms-Th and Rd-Th sources emit some neutrons through (α, n) reactions with light elements in the carrier and container walls.

NOTE: All photoneutron sources possess intense gamma-ray backgrounds of at least 10^3 gamma rays per neutron.

Characteristics of some important spontaneous fission neutron sources

Nuclide	Half-life (SF)	Half-life (α decay)	Alphas per fission ^a	Neutrons per fission	Neutrons per g sec
U ²³²	8×10^{13} y.....	74y.....	1.1×10^{12} 6.5×10^{12} , after aging. (with 1.9 yr half-life)		
Pu ²³⁸	3.5×10^8 y.....	2.7y.....	1.3×10^6	1.9	3.1×10^4
U ²³⁸	8.3×10^{15} y.....	4.51×10^8 y.....	1.8×10^8		
Pu ²³⁹	4.9×10^{10} y.....	89.6y.....	5.5×10^8	2.0	2.3×10^8
Pu ²⁴⁰	1.3×10^{11} y.....	6600y.....	1.9×10^7	2.1	7.0×10^2
Pu ²⁴²	7.2×10^{16} y.....	3.8×10^8 y.....	1.9×10^8	2.3	
Cm ²⁴²	7.2×10^6 y.....	162.5d.....	1.6×10^7	2.3	1.8×10^9
Cm ²⁴⁴	1.4×10^7 y.....	18.4y.....	7.6×10^8	2.6	1.0×10^7
Cf ²⁵²	66y.....	2.2y.....	30.....		2.6×10^{13}
Cf ²⁵⁴	60d.....	60d.....	~ 0	3.5	

^a The number of alphas/fission is an inverse "figure of merit." A source with a low number of alphas per fission has relatively many fissions and the neutron spectrum is not likely to be contaminated with (α, n) neutrons.

Data for tables from NBS Handbook No. 72.

PERSONNEL DECONTAMINATION

Method*	Surface	Action	Technique	Advantages	Disadvantages
Soap and water	Skin and hands	Emulsifies and dissolves contaminate.	Wash 2-3 minutes and monitor. Do not wash more than 3-4 times.	Readily available and effective for most radioactive contamination.	Continued washing will defat the skin. Indiscriminate washing of other than affected parts may spread contamination.
Soap and water	Hair	Same as above.	Wash several times. If contamination is not lowered to acceptable levels, shave the head and apply skin decontamination methods.		
Lava soap, soft brush, and water	Skin and hands	Emulsifies, dissolves, and erodes.	Use light pressure with heavy lather. Wash for 2 minutes, 3 times. Rinse and monitor. Use care not to scratch or erode the skin. Apply lanolin or hand cream to prevent chapping.	Same as above.	Continued washing will abrade the skin.
Tide or other detergent (plain)	Same as above.	Same as above.	Make into a paste. Use with additional water with a mild scrubbing action. Use care not to erode the skin.	Slightly more effective than washing with soap.	Will defat and abrade skin and must be used with care.

*Begin with the first listed method and then proceed step by step to the more severe methods, as necessary.

PERSONNEL DECONTAMINATION--Continued

Method*	Surface	Action	Technique	Advantages	Disadvantages
Mixture of 50% Tide and 50% cornmeal	Skin and hands	Emulsifies, dissolves, and erodes.	Make into a paste. Use with additional water with a mild scrubbing action. Use care not to erode the skin.	Slightly more effective than washing with soap.	Will defat and abrade skin and must be used with care.
5% water solution of a mixture of 30% Tide, 65% Calgon, 5% Carbose (carboxymethyl cellulose)	Same as above.	Same as above.	Use with water. Rub for a minute and rinse.	Same as above.	Same as above.
A preparation of 8% Carbose, 3% Tide, 1% Versene, and 88% water homogenized into a cream.	Same as above.	Same as above.	Use with additional water. Rub for 1 minute and wipe off. Follow with lanolin or hand cream.	Same as above.	Same as above.
Titanium dioxide paste. Prepare paste by mixing precipitated titanium dioxide (a very thick slurry, never permitted to dry) with a small amount of lanolin. If not successful, go on to next step.	Skin, hands, and extremities. Do not use near face or other body openings.	Same as above.	Work the paste into the affected area for 2 minutes. Rinse and wash with soap and warm water. Monitor.	Removes contamination lodged under scaly surface of skin. Good for heavy surface contamination of skin.	If left on too long will remove skin.

*Begin with the first listed method and then proceed step by step to the more severe methods, as necessary.

PERSONNEL DECONTAMINATION--Continued

Method*	Surface	Action	Technique	Advantages	Disadvantages
Mix equal volumes of a saturated solution of potassium permanganate and 0.2 N sulfuric acid. (Saturated solution of $KMnO_4$ is 6.4 grams per 100 ml of H_2O .) Continue with next step.	Skin, hands, and extremities. Do not use near face or other body openings.	Dissolves contaminant absorbed in the epidermis.	Pour over wet hands, rubbing the surface and using hand brush for not more than 2 minutes. Rinse with water.	Superior for skin contamination. May be used in conjunction with titanium oxide.	Will remove a layer of skin if in contact with the skin for more than 2 minutes.
Apply a freshly prepared 5% solution of sodium acid sulfite. (Solution made by dissolving 5 gm of $NaHSO_3$ crystals in 100 ml distilled water.)	Same as above.	Removes the permanganate stain.	Apply in same manner as above. Apply for not more than 2 minutes. The above procedure may be repeated. Apply lanolin or hand cream when completed.	Same as above.	Same as above.
Flushing	Eyes, ears, nose, and mouth	Physical removal by flushing.	Roll back the eyelid as far as possible, flush with large amounts of water. If isotonic irrigants are available, obtain them without delay. Apply to eye continually and then flush with large amounts of water.	If used immediately will remove contamination. May also be used for ears, nose, and throat.	When using for nose and mouth, contaminated individual should be warned not to swallow the rinses.

*Begin with the first listed method and then proceed step by step to the more severe methods, as necessary.

PERSONNEL DECONTAMINATION--Continued

Method*	Surface	Action	Technique	Advantages	Disadvantages
Flushing (Cont'd)			(Isotonic irrigant [0.9% NaCl solution]: 9 grams NaCl in beaker, fill to 1000 cc with water.) Can be purchased from drug suppliers, etc. Further decontamination should be done under medical supervision.		
Flushing	Wounds	Physical removal by flushing.	Wash wound with large amounts of water and spread edges to stimulate bleeding, if not profuse. If profuse, stop bleeding first, clean edges of wound, bandage, and if any contamination remains, it may be removed by normal cleaning methods, as above.	Quick and efficient if wound not severe.	May spread contamination to other areas of body if not done carefully.
Sweating	Skin of hands and feet	Physical removal by sweating.	Place hand or foot in plastic glove or booty. Tape shut. Place near source of heat for 10-15 minutes or	Cleansing action is from inside out. Hand does not dry out.	If glove or booty is not removed shortly after profuse sweating starts and part washed with soap

*Begin with the first listed method and then proceed step by step to the more severe methods, as necessary.

PERSONNEL DECONTAMINATION--Continued

Method*	Surface	Action	Technique	Advantages	Disadvantages
Sweating (Cont'd)			until hand or foot is sweating profusely. Remove glove and then wash using standard techniques. Or gloves can be worn for several hours using only body heat.		and water immediately, contamination may seep into the pores.

AREA AND MATERIAL DECONTAMINATION

Method*	Surface	Action	Technique	Advantages	Disadvantages
Vacuum cleaning	Dry surfaces	Removes contaminated dust by suction.	Use conventional vacuum technique with efficient filter.	Good on dry, porous surfaces. Avoids water reactions.	All dust must be filtered out of exhaust. Machine is contaminated.
Water	All nonporous surfaces (metal, painted, plastic, etc.).	Dissolves and erodes.	For large surfaces Hose with high-pressure water at an optimum distance of 15 to 20 feet. Spray vertical surfaces at an angle of incidence of 30° to 40°; work from top to bottom to avoid recontamination. Work upwind to avoid spray.	All water equipment may be utilized. Allows operation to be carried out from a distance. Contamination may be reduced by 50%. Water equipment may be used for solutions of other decontaminating agents.	Drainage must be controlled. Not suitable for porous materials. Oiled surfaces cannot be decontaminated. Not applicable on dry contaminated surfaces (use vacuum); not applicable on porous surfaces such as wood, concrete,

*Begin with the first listed method and then proceed step by step to the more severe methods, as necessary.

AREA AND MATERIAL DECONTAMINATION--Continued

Method*	Surface	Action	Technique	Advantages	Disadvantages
Water (Cont'd)	All surfaces	Dissolves and erodes.	Determine cleaning rate experimentally, if possible; otherwise, use a rate of 4 square feet per minute. For small surfaces Blot up liquid and handwipe with water and appropriate commercial detergent.	Extremely effective if done immediately after spill and on non-porous surfaces.	canvas, etc. Spray will be contaminated.
Steam	Nonporous surfaces (especially painted or oiled surfaces).	Dissolves and erodes.	Work from top to bottom and from upwind. Clean surface at a rate of 4 square feet per minute. The cleaning efficiency of steam will be greatly increased by using detergents.	Contamination may be reduced approximately 90% on painted surfaces.	Of little value in the decontamination of large areas, longstanding contaminants and porous surfaces.
Detergents	Nonporous surfaces (metal, painted, glass, plastic, etc.).	Emulsifies contaminant and increases wetting power of water and cleaning efficiency of steam.	Rub surface 1 minute with a rag moistened with detergent solution then wipe with dry rag; use clean surface of the rag for each application. Use a power rotary brush with	Dissolves industrial film and other materials which hold contamination. Contamination may be reduced by 90%.	May require personal contact with surface. May not be efficient on longstanding contamination.

*Begin with the first listed method and then proceed step by step to the more severe methods, as necessary.

AREA AND MATERIAL DECONTAMINATION--Continued

Method*	Surface	Action	Technique	Advantages	Disadvantages
Detergents (Cont'd)			pressure feed for more efficient cleaning. Apply solution from a distance with a pressure proportioner. Do not allow solution to drip onto other surfaces. Mist application is all that is necessary.		
Complexing agents	Nonporous surfaces (especially unweathered surfaces; i.e., no rust or calcareous growth).	Forms soluble complexes with contaminated material.	Complexing agent solution should contain 3% (by weight) of agent. Spray surface with solution. Keep surface moist 30 minutes by spraying with solution periodically. After 30 minutes, flush material off with water. Complexing agents may be used on vertical and overhead surfaces by adding chemical foam (sodium carbonate or aluminum sulfate).	Holds contamination in solution. Contamination may be reduced by 75% in 4 minutes on unweathered surfaces. Easily stored; carbonates and citrates are nontoxic, noncorrosive.	Requires application for 5 to 30 minutes. Little penetrating power; of small value on weathered surfaces.

*Begin with the first listed method and then proceed step by step to the more severe methods, as necessary.

AREA AND MATERIAL DECONTAMINATION--Continued

Method*	Surface	Action	Technique	Advantages	Disadvantages
Organic solvents	Nonporous surfaces (greasy or waxed surfaces, paint or plastic finishes, etc.).	Dissolves organic materials (oil, paint, etc.).	Immerse entire unit in solvent or apply by wiping procedure (see Detergents).	Quick dissolving action. Recovery of solvent possible by distillation.	Requires good ventilation and fire precautions. Toxic to personnel. Material bulky.
Inorganic acids	Metal surfaces (especially with porous deposits; i.e., rust or calcareous growth); circulatory pipe systems.	Dissolves porous deposits.	Use dip-bath procedure for movable items. Acid should be kept at a concentration of 1 to 2 normal (9 to 18% hydrochloric, 3 to 6% sulfuric acid). Leave on weathered surfaces for 1 hour. Flush surface with water, scrub with a water-detergent solution, and rinse. Leave in pipe circulatory system 2 to 4 hours; flush with plain water, a water-detergent solution, then again with plain water.	Corrosive action on metal and porous deposits. Corrosive action may be moderated by addition of inhibitors to solution.	Personal hazard. Wear goggles, rubber boots, gloves, and aprons. Good ventilation required because of toxicity and explosive gases. Acid mixtures should not be heated. Possibility of excessive corrosion if used without inhibitors. Sulfuric acid not effective on calcareous deposits.
Acid mixtures: hydrochloric, sulfuric, acetic, citric acids, acetates, citrates	Nonporous surfaces (especially with porous deposits); circulatory pipe systems.	Dissolves porous deposits.	Same as for inorganic acids. A typical mixture consist of 0.1 gal. hydrochloric acid, 0.2 lb sodium acetate and 1	Contamination may be reduced by 90% in 1 hour (unweathered surfaces). More easily handled than inorganic acid solution.	Weathered surfaces may require prolonged treatment. Same safety precautions as required for inorganic acids.

*Begin with the first listed method and then proceed step by step to the more severe methods, as necessary.

AREA AND MATERIAL DECONTAMINATION--Continued

Method*	Surface	Action	Technique	Advantages	Disadvantages
Acid mixtures (Cont'd)			gal. water		
Caustics: lye (sodium hydroxide) calcium hydroxide potassium hydroxide	Painted surfaces (horizontal).	Softens paint (harsh method).	Allow paint-remover solution to remain on surface until paint is softened to the point where it may be washed off with water. Remove remaining paint with long-handled scrapers. Typical paint remover solution: 10 gal. water, 4 lb lye, 6 lb boiler compound, 0.75 lb cornstarch.	Minimum contact with contaminated surfaces. Easily stored.	Personal hazard (will cause burns). Reaction slow; thus, it is not efficient on vertical or overhead surfaces. Should not be used on aluminum or magnesium.
Trisodium phosphate	Painted surfaces (vertical, overhead).	Softens paint (mild method).	Apply hot 10% solution by rubbing and wiping procedure (see Detergent).	Contamination may be reduced to tolerance in one or two applications.	Destructive effect on paint. Should not be used on aluminum or magnesium.
Abrasion	Nonporous surfaces.	Removes surface.	Use conventional procedures, such as sanding, filing, and chipping; keep surface damp to avoid dust hazard.	Contamination may be reduced to as low a level as desired.	Impracticable for porous surfaces because of penetration by moisture.
Sandblasting	Nonporous surfaces.	Removes surfaces.	Keep sand wet to lessen spread of contamination.	Practical for large surface areas.	Contamination spread over area must be removed.

*Begin with the first listed method and then proceed step by step to the more severe methods, as necessary.

AREA AND MATERIAL DECONTAMINATION--Continued

Method*	Surface	Action	Technique	Advantages	Disadvantages
Sandblasting (Cont'd)			Collect used abrasive or flush away with water.		Contaminated dust is personnel hazard.
Vacuum blasting	Porous and non-porous surfaces.	Removes surface; traps and controls contaminated waste.	Hold tool flush to surface to prevent escape of contamination.	Contaminated waste ready for disposal. Safest abrasion method.	Contamination of equipment.

*Begin with the first listed method and then proceed step by step to the more severe methods, as necessary.

RULES OF THUMB

Alpha Particles

1. It requires an alpha particle of at least 7.5 MeV to penetrate the protective layer of the skin, 0.07 mm thick.
2. With 2π geometry, the surface of a thick source of tuballoy will give about 2,400 alpha cpm/cm²; plutonium will give about 70,000 alpha cpm/ μ g; 16.2 g of ²³⁹Pu has an activity of 1 Ci.

Beta Particles

1. When working with ¹⁹⁸Au, experience has shown that under certain conditions, the beta dose will be five times the gamma value. Therefore, only $\frac{1}{5}$ of the total dose will be recorded by gamma dosimeters.
2. It requires a beta particle of at least 70 keV to penetrate the protective layer of the skin, 0.07 mm thick.
3. The range (R) of beta particles in g/cm² (thickness in cm multiplied by the density in g/cm³) is approximately equal to the maximum energy (E) in MeV divided by 2 (i.e., $R \approx E/2$).
4. The range of beta particles in air is about 12 ft per MeV; for example, a 3 MeV beta has a range of about 36 ft in air.
5. A chamber wall thickness of 30 mg/cm² will reduce a flux of 1 MeV (max.) betas by 30% and a flux of 0.4 MeV betas by a factor of 4 or 5.
6. The intensity of bremsstrahlung increases approximately with the energy of the beta particle and about the square of the atomic number of the absorbing material.
7. When betas of 1 to 2 MeV pass through light materials such as water, aluminum, or glass, less than 1% of their energy is dissipated as bremsstrahlung.
8. The bremsstrahlung from 1 Ci ³²P aqueous solution in a glass bottle is about 1 mR/hr at 1 meter.
9. When the beta particles from a 1 Ci source of ⁹⁰Sr-⁹⁰Y are absorbed, the bremsstrahlung hazard is approximately equal to that presented by the gamma from 12 mg of radium. The average energy of the bremsstrahlung is about 300 keV.
10. For a point source of beta radiation (neglecting self- and air-absorption) of strength Ci curies, the dose rate at 1 ft is approximately equal to 300 Ci rads/hr. The variation with energy is small over a wide range.
11. Beta-ray surface dose rates with 7 mg/cm² filter:

<u>Source</u>	<u>mrads/hr</u>
U slug.	233
UO ₂ (brown oxide)	207
UF ₄ (green salt)	179
UO ₂ (NO ₃) ₂ ·6H ₂ O (yellow uranyl nitrate hexahydrate)	111
UO ₃ (orange oxide)	204
U ₃ O ₈ (black oxide)	203
UO ₂ F ₂ (cliptite or uranyl fluoride)	176
Na ₂ U ₂ O ₇ (soda salt or sodium diuranate)	167

Gamma Rays

1. The air-scattered radiation (sky-shine) from a 100 Ci ^{60}Co source placed 1 ft behind a 4-ft-high shield is about 100 mrad/hr at 6 ft from the outside of the shield.
2. Within $\pm 20\%$ for point source gamma emitters with energies between 0.07 and 4 MeV, the exposure rate (R/hr) at 1 ft is $6CE$, where C is the number of curies and E the energy in MeV.

Neutrons

1. An approximate HVL for 1-MeV neutrons is 1.26 in. (3.2 cm) of paraffin; 2.72 in. (6.93 cm) for 5-MeV neutrons.

Miscellaneous

1. The activity of any radionuclide is reduced to less than 1% after 7 half-lives (i.e., $2^{-7} = 0.8\%$).
2. For material with a half-life greater than six days, the change in activity in 24 hours will be less than 10%.
3. For ^{90}Sr - ^{90}Y in equilibrium, 5,000 cpm is equal to 1 mrem/hr when using a beta-gamma probe with a 30 mg/cm² tube.
4. There is 0.64 mm³ of radon gas in transient equilibrium with 1 Ci of radium.
5. The exposure rate from fission products at any time (t) can be represented by: $R/\text{unit time} = I \cdot t^{-1.2}$, where I is the exposure rate at unit time, and t is in the same time units.

Taken from: Los Alamos Handbook of Radiation Monitoring, LA-1835 (3rd ed.);
Health Physics Handbook - General Dynamics, OSP-379 (April 1963);
and AERE, HP/L23.

Maximum permissible body burdens and maximum permissible concentrations of radionuclides in air and in water for occupational exposure

Radionuclide and type of decay	Organ of reference (critical organ in boldface)	Maximum permissible burden in total body $q(\mu\text{c})$	Maximum permissible concentrations				
			For 40 hour week		For 168 hour week**		
			(MPC) _w $\mu\text{c}/\text{cc}$	(MPC) _a $\mu\text{c}/\text{cc}$	(MPC) _w $\mu\text{c}/\text{cc}$	(MPC) _a $\mu\text{c}/\text{cc}$	
³ H ³ (HTO or H ₂ O)(β ⁻) (Sol)	Body Tissue	10 ³	0.1	5×10⁻⁶	0.03	2×10⁻⁶	
	Total Body	2×10 ³	0.2	8×10⁻⁶	0.05	3×10⁻⁶	
(H ₂) (Immersion)	Skin			2×10⁻³		4×10⁻⁴	
¹⁴ C ¹⁴ (CO ₂)(β ⁻) (Sol)	Fat	300	0.02	4×10⁻⁶	8×10⁻³	10⁻⁶	
	Total Body	400	0.03	5×10⁻⁶	0.01	2×10⁻⁶	
	Bone	400	0.04	6×10⁻⁶	0.01	2×10⁻⁶	
(Immersion)	Total Body			5×10⁻⁵		10⁻⁵	
¹⁵ P ³² (β ⁻) (Sol)	Bone	6	5×10⁻⁴	7×10⁻⁸	2×10⁻⁴	2×10⁻⁸	
	Total Body	30	3×10⁻³	4×10⁻⁷	9×10⁻⁴	10⁻⁷	
	GI (LLI)		3×10⁻³	6×10⁻⁷	9×10⁻⁴	2×10⁻⁷	
	Liver	50	5×10⁻³	6×10⁻⁷	2×10⁻³	2×10⁻⁷	
	Brain	300	0.02	3×10⁻⁶	8×10⁻³	10⁻⁶	
	(Insol)	Lung			8×10⁻⁸		3×10⁻⁸
	GI (LLI)		7×10⁻⁴	10⁻⁷	2×10⁻⁴	4×10⁻⁸	
²⁰ Ca ⁴⁵ (β ⁻) (Sol)	Bone	30	3×10⁻⁴	3×10⁻⁸	9×10⁻⁵	10⁻⁸	
	Total Body	200	2×10⁻³	3×10⁻⁷	7×10⁻⁴	9×10⁻⁸	
	GI (LLI)		0.01	3×10⁻⁶	4×10⁻³	10⁻⁶	
	(Insol)	Lung		10⁻⁷		4×10⁻⁸	
	GI (LLI)		5×10⁻³	9×10⁻⁷	2×10⁻³	3×10⁻⁷	
²⁴ Cr ⁵¹ (ε, γ) (Sol)	GI (LLI)		0.05	10⁻⁵	0.02	4×10⁻⁶	
	Total Body	800	0.6	10⁻⁵	0.2	4×10⁻⁶	
	Lung	10 ³	1	2×10⁻⁵	0.4	8×10⁻⁶	
	Prostate	2×10 ³	2	3×10⁻⁵	0.5	10⁻⁵	
	Thyroid	4×10 ³	3	6×10⁻⁵	1	2×10⁻⁵	
	Kidney	8×10 ³	6	10⁻⁴	2	4×10⁻⁵	
	(Insol)	Lung			2×10⁻⁶		8×10⁻⁷
	GI (LLI)		0.05	8×10⁻⁶	0.02	3×10⁻⁶	
²⁷ Co ⁶⁰ (β ⁻ , γ) (Sol)	GI (LLI)		10⁻³	3×10⁻⁷	5×10⁻⁴	10⁻⁷	
	Total Body	10	4×10⁻³	4×10⁻⁷	10⁻³	10⁻⁷	
	Pancreas	70	0.02	2×10⁻⁶	7×10⁻³	6×10⁻⁷	
	Liver	90	0.03	10⁻⁶	9×10⁻³	5×10⁻⁷	
	Spleen	200	0.05	4×10⁻⁶	0.02	2×10⁻⁶	
	Kidney	200	0.07	6×10⁻⁶	0.03	2×10⁻⁶	
	(Insol)	Lung			9×10⁻⁹		3×10⁻⁹
	GI (LLI)		10⁻³	2×10⁻⁷	3×10⁻⁴	6×10⁻⁸	
³⁰ Zn ⁶⁵ (β ⁺ , ε, γ) (Sol)	Total Body	60	3×10⁻³	10⁻⁷	10⁻³	4×10⁻⁸	
	Prostate	70	4×10⁻³	10⁻⁷	10⁻³	4×10⁻⁸	
	Liver	80	4×10⁻³	10⁻⁷	10⁻³	5×10⁻⁸	
	Kidney	100	6×10⁻³	2×10⁻⁷	2×10⁻³	7×10⁻⁸	
	GI (LLI)		6×10⁻³	10⁻⁶	2×10⁻³	4×10⁻⁷	
	Pancreas	200	7×10⁻³	3×10⁻⁷	3×10⁻³	9×10⁻⁸	
	Muscle	200	0.01	4×10⁻⁷	4×10⁻³	10⁻⁷	
	Ovary	300	0.01	5×10⁻⁷	4×10⁻³	2×10⁻⁷	
	Testis	400	0.02	6×10⁻⁷	6×10⁻³	2×10⁻⁷	
	Bone	700	0.04	10⁻⁶	0.01	4×10⁻⁷	
	(Insol)	Lung			6×10⁻⁸		2×10⁻⁸
	GI (LLI)		5×10⁻³	9×10⁻⁷	2×10⁻³	3×10⁻⁷	
³³ As ⁷⁶ (β ⁻ , γ) (Sol)	GI (LLI)		6×10⁻⁴	10⁻⁷	2×10⁻⁴	4×10⁻⁸	
	Total Body	20	0.4	5×10⁻⁶	0.1	2×10⁻⁶	
	Kidney	20	0.6	8×10⁻⁶	0.2	3×10⁻⁶	
	Liver	40	1	10⁻⁵	0.4	5×10⁻⁶	
	(Insol)	GI (LLI)		6×10⁻⁴	10⁻⁷	2×10⁻⁴	3×10⁻⁸
	Lung			6×10⁻⁷		2×10⁻⁷	

*The abbreviations GI, S, SI, ULL, and LLI refer to gastrointestinal tract, stomach, small intestines, upper large intestine, and lower large intestine, respectively.

**It will be noted that the MPC values for the 168-hour week are not always precisely the same multiples of the MPC for the 40-hour week. Part of this is caused by rounding off the calculated values to one digit, but in some instances it is due to technical differences discussed in the ICRP report. Because of the uncertainties present in much of the biological data and because of individual variations, the differences are not considered significant. The MPC values for the 40-hour week are to be considered as basic for occupational exposure, and the values for the 168-hour week are basic for continuous exposure as in the case of the population at large.

Maximum permissible body burdens and maximum permissible concentrations of radionuclides in air and in water for occupational exposure—Continued

Radionuclide and type of decay	Organ of reference (critical organ in boldface)	Maximum permissible burden in total body $q(\mu\text{c})$	Maximum permissible concentrations			
			For 40 hour week		For 168 hour week**	
			(MPC) _w $\mu\text{c}/\text{cc}$	(MPC) _a $\mu\text{c}/\text{cc}$	(MPC) _w $\mu\text{c}/\text{cc}$	(MPC) _a $\mu\text{c}/\text{cc}$
⁸⁹ Sr (β ⁻)	(Sol) Bone	4	3×10^{-4}	3×10^{-8}	10^{-4}	10^{-8}
	(Sol) { GI (LLI)		10^{-3}	3×10^{-7}	4×10^{-4}	9×10^{-8}
⁸⁹ Sr (β ⁻)	(Sol) { Total Body	40	2×10^{-3}	2×10^{-7}	7×10^{-4}	6×10^{-8}
	(Insol) Lung			4×10^{-8}		10^{-8}
⁸⁹ Sr (β ⁻)	(Insol) { GI (LLI)		8×10^{-4}	10^{-7}	3×10^{-4}	5×10^{-8}
	⁹⁰ Sr (β ⁻)	(Sol) Bone	2	4×10^{-6}	3×10^{-10}	10^{-6}
(Sol) { Total Body		20	10^{-5}	9×10^{-10}	4×10^{-6}	3×10^{-10}
⁹⁰ Sr (β ⁻)	(Sol) { GI (LLI)		10^{-3}	3×10^{-7}	5×10^{-4}	10^{-7}
	(Insol) Lung			5×10^{-9}		2×10^{-9}
⁹⁰ Sr (β ⁻)	(Insol) { GI (LLI)		10^{-3}	2×10^{-7}	4×10^{-4}	6×10^{-8}
	⁹⁵ Zr (β ⁻ , γ, e ⁻)	(Sol) GI (LLI)		2×10^{-3}	4×10^{-7}	6×10^{-4}
(Sol) { Total Body		20	3	10^{-7}	1	4×10^{-8}
⁹⁵ Zr (β ⁻ , γ, e ⁻)	(Sol) { Bone	30	4	2×10^{-7}	2	6×10^{-8}
	(Sol) { Kidney	30	4	2×10^{-7}	2	6×10^{-8}
⁹⁵ Zr (β ⁻ , γ, e ⁻)	(Sol) { Liver	40	6	3×10^{-7}	2	9×10^{-8}
	(Sol) { Spleen	40	7	3×10^{-7}	2	10^{-7}
⁹⁵ Zr (β ⁻ , γ, e ⁻)	(Insol) Lung			3×10^{-8}		10^{-8}
	(Insol) { GI (LLI)		2×10^{-3}	3×10^{-7}	6×10^{-4}	10^{-7}
⁹⁵ Nb (β ⁻ , γ)	(Sol) GI (LLI)		3×10^{-3}	6×10^{-7}	10^{-3}	2×10^{-7}
	(Sol) { Total Body	40	10	5×10^{-7}	4	2×10^{-7}
⁹⁵ Nb (β ⁻ , γ)	(Sol) { Liver	60	20	7×10^{-7}	6	3×10^{-7}
	(Sol) { Kidney	60	20	8×10^{-7}	6	3×10^{-7}
⁹⁵ Nb (β ⁻ , γ)	(Sol) { Bone	80	20	9×10^{-7}	7	3×10^{-7}
	(Sol) { Spleen	80	20	10^{-6}	7	3×10^{-7}
⁹⁵ Nb (β ⁻ , γ)	(Insol) Lung			10^{-7}		3×10^{-8}
	(Insol) { GI (LLI)		3×10^{-3}	5×10^{-7}	10^{-3}	2×10^{-7}
¹⁰⁶ Ru (β ⁻ , γ)	(Sol) GI (LLI)		4×10^{-4}	8×10^{-8}	10^{-4}	3×10^{-8}
	(Sol) { Kidney	3	0.01	10^{-7}	4×10^{-3}	5×10^{-8}
¹⁰⁶ Ru (β ⁻ , γ)	(Sol) { Bone	10	0.04	5×10^{-7}	0.01	2×10^{-7}
	(Sol) { Total Body	10	0.06	7×10^{-7}	0.02	3×10^{-7}
¹⁰⁶ Ru (β ⁻ , γ)	(Insol) Lung			6×10^{-9}		2×10^{-9}
	(Insol) { GI (LLI)		3×10^{-4}	6×10^{-8}	10^{-4}	2×10^{-8}
¹³¹ I (β ⁻ , γ, e ⁻)	(Sol) Thyroid	0.7	6×10^{-5}	9×10^{-9}	2×10^{-5}	3×10^{-9}
	(Sol) { Total Body	50	5×10^{-3}	8×10^{-7}	2×10^{-3}	3×10^{-7}
¹³¹ I (β ⁻ , γ, e ⁻)	(Sol) { GI (LLI)		0.03	7×10^{-6}	0.01	2×10^{-6}
	(Insol) GI (LLI)		2×10^{-3}	3×10^{-7}	6×10^{-4}	10^{-7}
¹³¹ I (β ⁻ , γ, e ⁻)	(Insol) Lung			3×10^{-7}		10^{-7}
	¹³⁷ Cs (β ⁻ , γ, e ⁻)	(Sol) Total Body	30	4×10^{-4}	6×10^{-8}	2×10^{-4}
(Sol) { Liver		40	5×10^{-4}	8×10^{-8}	2×10^{-4}	3×10^{-8}
¹³⁷ Cs (β ⁻ , γ, e ⁻)	(Sol) { Spleen	50	6×10^{-4}	9×10^{-8}	2×10^{-4}	3×10^{-8}
	(Sol) { Muscle	50	7×10^{-4}	10^{-7}	2×10^{-4}	4×10^{-8}
¹³⁷ Cs (β ⁻ , γ, e ⁻)	(Sol) { Bone	100	10^{-3}	2×10^{-7}	5×10^{-4}	7×10^{-8}
	(Sol) { Kidney	100	10^{-3}	2×10^{-7}	5×10^{-4}	8×10^{-8}
¹³⁷ Cs (β ⁻ , γ, e ⁻)	(Sol) { Lung	300	5×10^{-3}	6×10^{-7}	2×10^{-3}	2×10^{-7}
	(Sol) { GI (SI)		0.02	5×10^{-6}	8×10^{-3}	2×10^{-6}
¹³⁷ Cs (β ⁻ , γ, e ⁻)	(Insol) Lung			10^{-8}		5×10^{-9}
	(Insol) { GI (LLI)		10^{-3}	2×10^{-7}	4×10^{-4}	8×10^{-8}
¹⁴⁴ Ce (α, β ⁻ , γ)	(Sol) GI (LLI)		3×10^{-4}	8×10^{-8}	10^{-4}	3×10^{-8}
	(Sol) { Bone	5	0.2	10^{-8}	0.08	3×10^{-9}
¹⁴⁴ Ce (α, β ⁻ , γ)	(Sol) { Liver	6	0.3	10^{-8}	0.1	4×10^{-9}
	(Sol) { Kidney	10	0.5	2×10^{-8}	0.2	7×10^{-9}
¹⁴⁴ Ce (α, β ⁻ , γ)	(Sol) { Total Body	20	0.7	3×10^{-8}	0.3	10^{-8}
	(Insol) Lung			6×10^{-9}		2×10^{-9}
¹⁴⁴ Ce (α, β ⁻ , γ)	(Insol) { GI (LLI)		3×10^{-4}	6×10^{-8}	10^{-4}	2×10^{-8}
	¹⁴⁷ Pm (α, β ⁻)	(Sol) GI (LLI)		6×10^{-3}	10^{-6}	2×10^{-3}
(Sol) { Bone		60	1	6×10^{-8}	0.5	2×10^{-8}
¹⁴⁷ Pm (α, β ⁻)	(Sol) { Kidney	200	4	2×10^{-7}	2	7×10^{-8}
	(Sol) { Total Body	300	7	3×10^{-7}	2	10^{-7}
¹⁴⁷ Pm (α, β ⁻)	(Sol) { Liver	300	8	4×10^{-7}	3	10^{-7}
	(Insol) Lung			10^{-7}		3×10^{-8}
¹⁴⁷ Pm (α, β ⁻)	(Insol) { GI (LLI)		6×10^{-3}	10^{-6}	2×10^{-3}	4×10^{-7}

Maximum permissible body burdens and maximum permissible concentrations for radionuclides in air and in water for occupational exposure—Continued

Radionuclide and type of decay	Organ of reference (critical organ in boldface)	Maximum permissible burden in total body $q(\mu\text{c})$	Maximum permissible concentrations				
			For 40 hour week		For 168 hour week**		
			(MPC) _w $\mu\text{c}/\text{cc}$	(MPC) _a $\mu\text{c}/\text{cc}$	(MPC) _w $\mu\text{c}/\text{cc}$	(MPC) _a $\mu\text{c}/\text{cc}$	
⁷³ Ta ¹⁸² (β^- , γ)	(Sol)	GI (LLI).....	10 ⁻³	3×10 ⁻⁷	4×10 ⁻⁴	9×10 ⁻⁸	
		Liver.....	7	0.9	4×10 ⁻⁸	10 ⁻⁸	
		Kidney.....	20	2	8×10 ⁻⁸	3×10 ⁻⁸	
		Total Body.....	20	2	9×10 ⁻⁸	3×10 ⁻⁸	
		Spleen.....	30	4	10 ⁻⁷	5×10 ⁻⁸	
	(Insol)	Bone.....	50	6	3×10 ⁻⁷	9×10 ⁻⁸	
⁷⁷ Ir ¹⁹² (β^- , γ)	(Sol)	Lung.....		2×10 ⁻⁸		7×10 ⁻⁹	
		GI (LLI).....	10 ⁻³	2×10 ⁻⁷	4×10 ⁻⁴	7×10 ⁻⁸	
		GI (LLI).....		10 ⁻³	3×10 ⁻⁷	4×10 ⁻⁴	9×10 ⁻⁸
		Kidney.....	6	4×10 ⁻³	10 ⁻⁷	10 ⁻³	4×10 ⁻⁸
		Spleen.....	7	4×10 ⁻³	10 ⁻⁷	10 ⁻³	5×10 ⁻⁸
	(Insol)	Liver.....	8	5×10 ⁻³	2×10 ⁻⁷	2×10 ⁻³	6×10 ⁻⁸
⁷⁹ Au ¹⁹⁸ (β^- , γ)	(Sol)	Total Body.....	20	0.01	4×10 ⁻³	10 ⁻⁷	
		Spleen.....	30	0.1	4×10 ⁻⁶	0.02	9×10 ⁻⁷
		Liver.....	60	0.2	8×10 ⁻⁶	0.04	2×10 ⁻⁶
		GI (LLI).....	80	0.3	10 ⁻⁵	0.07	3×10 ⁻⁶
		Lung.....		10 ⁻³	2×10 ⁻⁷	5×10 ⁻⁴	4×10 ⁻⁶
	(Insol)	GI (LLI).....		10 ⁻³	2×10 ⁻⁷	5×10 ⁻⁴	8×10 ⁻⁸
⁸⁶ Rn ²²² † (α , β , γ)		Lung.....		6×10 ⁻⁷		2×10 ⁻⁷	
				3×10 ⁻⁸		10 ⁻⁸	
⁸⁸ Ra ²²⁶ (α , β^- , γ)	(Sol)	Bone.....	0.1	4×10 ⁻⁷	10 ⁻⁷	10 ⁻¹¹	
		Total Body.....	0.2	6×10 ⁻⁷	2×10 ⁻⁷	2×10 ⁻¹¹	
		GI (LLI).....		10 ⁻³	3×10 ⁻⁷	5×10 ⁻⁴	10 ⁻⁷
	(Insol)	Lung.....		5×10 ⁻¹¹		2×10 ⁻¹¹	
⁹² U ²³⁵ (α , β^- , γ)	(Sol)	GI (LLI).....		9×10 ⁻⁴		6×10 ⁻⁸	
		Kidney.....	0.03	0.01	2×10 ⁻⁷	3×10 ⁻⁴	6×10 ⁻⁸
		Bone.....	0.06	0.01	5×10 ⁻¹⁰	4×10 ⁻³	2×10 ⁻¹⁰
		Total Body.....	0.4	0.04	6×10 ⁻¹⁰	5×10 ⁻³	2×10 ⁻¹⁰
		Lung.....		8×10 ⁻⁴		0.01	6×10 ⁻¹⁰
	(Insol)	GI (LLI).....		8×10 ⁻⁴	10 ⁻¹⁰	3×10 ⁻⁴	4×10 ⁻¹¹
⁹² U ²³⁸ (α , γ , e^-)	(Sol)	Lung.....		10 ⁻⁷		5×10 ⁻⁸	
		GI (LLI).....		10 ⁻³		4×10 ⁻⁴	8×10 ⁻⁸
		Kidney.....	5×10 ⁻³	2×10 ⁻³	2×10 ⁻⁷	4×10 ⁻⁴	3×10 ⁻¹¹
		Bone.....	0.06	0.01	7×10 ⁻¹¹	6×10 ⁻⁴	2×10 ⁻¹⁰
		Total Body.....	0.5	0.04	6×10 ⁻¹⁰	5×10 ⁻³	2×10 ⁻¹⁰
	(Insol)	Lung.....		10 ⁻³		0.01	6×10 ⁻¹⁰
⁹⁴ Pu ²³⁹ (α , γ)	(Sol)	GI (LLI).....		10 ⁻³		5×10 ⁻¹¹	
		Kidney.....	0.04	10 ⁻⁴	2×10 ⁻⁷	4×10 ⁻⁴	6×10 ⁻⁸
		Liver.....	0.4	5×10 ⁻⁴	7×10 ⁻¹²	2×10 ⁻⁴	2×10 ⁻¹²
		Total Body.....	0.5	7×10 ⁻⁴	9×10 ⁻¹²	2×10 ⁻⁴	3×10 ⁻¹²
		GI (LLI).....		8×10 ⁻⁴	2×10 ⁻⁷	3×10 ⁻⁴	6×10 ⁻⁸
	(Insol)	Total Body.....	0.4	10 ⁻³	10 ⁻¹¹	3×10 ⁻⁴	5×10 ⁻¹²
	Lung.....		8×10 ⁻⁴	4×10 ⁻¹¹		10 ⁻¹¹	
	GI (LLI).....		8×10 ⁻⁴	2×10 ⁻⁷	3×10 ⁻⁴	5×10 ⁻⁸	

†The daughter isotopes of Rn²²⁰ and Rn²²² are assumed present to the extent they occur in unfiltered air. For all other isotopes the daughter elements are not considered as part of the intake and if present must be considered on the basis of the rules for mixtures.

Maximum permissible concentration of unidentified radionuclides in water, (MPCU)_w values, for continuous occupational exposure*

Limitations	$\mu\text{C}/\text{cm}^3$ of water**
If no one of the radionuclides Sr ⁹⁰ , I ¹²⁶ , I ¹²⁹ , I ¹³¹ , Pb ²¹⁰ , Po ²¹⁰ , At ²¹¹ , Ra ²²³ , Ra ²²⁴ , Ra ²²⁶ , Ra ²²⁸ , Ac ²²⁷ , Th ²³⁰ , Pa ²³¹ , Th ²³² , and Th-nat is present, then the (MPCU) _w is.....	3×10 ⁻⁵
If no one of the radionuclides Sr ⁹⁰ , I ¹²⁹ , Pb ²¹⁰ , Po ²¹⁰ , Ra ²²³ , Ra ²²⁶ , Ra ²²⁸ , Pa ²³¹ , and Th-nat is present, then the (MPCU) _w is.....	2×10 ⁻⁵
If no one of the radionuclides Sr ⁹⁰ , I ¹²⁹ , Pb ²¹⁰ , Ra ²²⁶ , and Ra ²²⁸ is present, then the (MPCU) _w is.....	7×10 ⁻⁶
If neither Ra ²²⁶ nor Ra ²²⁸ is present, then the (MPCU) _w is.....	10 ⁻⁶
If no analysis of the water is made, then the (MPCU) _w is.....	10 ⁻⁷

*Each (MPCU)_w value is the smallest value of (MPC)_w in table 1 for radionuclides other than those listed opposite the value. Thus these (MPCU)_w values are permissible levels for continuous occupational exposure (168 hr/wk) for any radionuclide or mixture of radionuclides where the indicated isotopes are not present (i.e., where the concentration of the radionuclide in water is small compared with the (MPC)_w value for this radionuclide). The (MPCU)_w may be much smaller than the more exact maximum permissible concentration of the material, but the determination of this (MPC)_w requires identification of the radionuclides present and the concentration of each.

**Use one-tenth of these values for interim application in the neighborhood of a controlled exposure area.

Maximum permissible concentration of unidentified radionuclides in air, (MPCU)_a values, for continuous occupational exposure*

Limitations	$\mu\text{C}/\text{cm}^3$ of air**
If there are no α -emitting radionuclides and if no one of the β -emitting radionuclides Sr ⁹⁰ , I ¹²⁹ , Pb ²¹⁰ , Ac ²²⁷ , Ra ²²⁸ , Pa ²³⁰ , Pu ²⁴¹ , and Bk ²⁴⁹ is present, then the (MPCU) _a is.....	10 ⁻⁹
If there are no α -emitting radionuclides and if no one of the β -emitting radionuclides Pb ²¹⁰ , Ac ²²⁷ , Ra ²²⁸ , and Pu ²⁴¹ is present, then the (MPCU) _a is.....	10 ⁻¹⁰
If there are no α -emitting radionuclides and if the β -emitting radionuclide Ac ²²⁷ is not present, then the (MPCU) _a is.....	10 ⁻¹¹
If no one of the radionuclides Ac ²²⁷ , Th ²³⁰ , Pa ²³¹ , Th ²³² , Th-nat, Pu ²³⁸ , Pu ²³⁹ , Pu ²⁴⁰ , Pu ²⁴² , and Cf ²⁴⁹ is present, then the (MPCU) _a is.....	10 ⁻¹²
If no one of the radionuclides Pa ²³¹ , Th-nat, Pu ²³⁹ , Pu ²⁴⁰ , Pu ²⁴² , and Cf ²⁴⁹ is present, then the (MPCU) _a is.....	7×10 ⁻¹³
If no analysis of the air is made, then the (MPCU) _a is.....	4×10 ⁻¹³

*Each (MPCU)_a value is the smallest value of (MPC)_a in table 1 for radionuclides other than those listed opposite the value. Thus these (MPCU)_a values are permissible levels for continuous occupational exposure (168 hr/wk) for any radionuclide or mixture of radionuclides where the indicated isotopes are not present (i.e., where the concentration of the radionuclide in air is small compared with the (MPC)_a value for this radionuclide). The (MPCU)_a value may be much smaller than the more exact maximum permissible concentration of the material, but the determination of this (MPC)_a requires identification of the radionuclides present and the concentration of each.

**Use one-tenth of these values for interim application in the neighborhood of a controlled exposure area.

*These radionuclides were selected from National Bureau of Standards Handbook 69 (for sale by U. S. Government Printing Office, Washington 25, D. C.). This publication lists (for all radionuclides) the recommendations of the National Committee on Radiation Protection and Measurements for Maximum Permissible Body Burdens and Maximum Permissible Concentrations in Air and Water for Occupational Exposure. The handbook should be consulted for MPC and MPBB values of other nuclides or for information on derivation and limitations of these values.

RADIATION PROTECTION GUIDES

Type of Exposure	Condition	Dose (rem)
Radiation worker:		
(a) Whole body, head and trunk, active blood-forming organs, gonads, or lens of eye	Accumulated dose	5 times number of years beyond age 18
	13 weeks	3
(b) Skin of whole body and thyroid	Year	30
	13 weeks	10
(c) Hands and forearms, feet and ankles	Year	75
	13 weeks	25
(d) Bone	Body burden	0.1 μ Ci of ^{226}Ra or its biological equivalent
(e) Other organs	Year	15
	13 weeks	5
Population:		
(a) Individual	Year	0.5 (whole body)
(b) Average	30 years	5 (gonads)

NOTE: See FRC Report No. 1, May 1960, for details.

QUALITY FACTOR vs. LINEAR ENERGY TRANSFER	
LET (keV/micrometer in water)	QF
3.5 or less	1
3.5-7.0	1- 2
7.0-23	2- 5
23-53	5-10
53-175	10-20

QUALITY FACTOR VALUES	
Radiation	QF
Gamma rays from radium in equilibrium (0.5 mm platinum filter)	1
X Rays	1
Beta rays and electrons; > 0.03 MeV	1
Beta rays and electrons; < 0.03 MeV	1.7
Thermal neutrons	3
Fast neutrons	10
Protons	10
Alpha rays	10
Heavy ions	20

STANDARD MAN

The information on pages 212, 213, and 214 is from data supplied by Dr. Isabel H. Tipton, University of Tennessee, Knoxville.

The data on pages 215, 216, and 217 is taken from sources too numerous to reference. Inquiries regarding specific details should be addressed to the Radiological Health Handbook Committee.

NOTE: Numbers may differ from ICRP Committee II Report. Those using this information on Standard Man should be aware of the efforts of the ICRP Subcommittee on Standard Man. Reports of this Committee should be noted and pen and ink changes made on pages 212 through 217, as necessary.

WEIGHTS OF ORGANS AND TISSUES OF STANDARD MAN

Tissue or Organ	Mass (grams)	Total Body (%)
Adipose tissue	15000	21
Subcutaneous*	7500	11
Other separable*	5000	7.1
Interstitial	800	1.1
Yellow marrow (added with skeleton)	1700	2.4
Adrenals (2)*	14	0.02
Aorta*	100	0.14
Contents (blood)*	190	0.27
Blood	5500	7.8
Plasma	3200	4.6
Erythrocytes	2300	3.2
Blood vessels*		
(not including aorta and pulmonary)	200	0.29
Contents (blood)*	2500	3.6
Cartilage	2000	2.9
Skeletal cartilage	1700	2.4
Non-skeletal cartilage*	300	0.43
Dense connective tissue	4000	5.7
Tendons and ligaments*	2000	2.9
Other connective tissue	2000	2.9
Eyes (2)*	15	0.02
Lenses (2)	0.5	--
Gall bladder*	10	0.01
Contents (bile)*	63	0.09
G.I. tract*	1200	1.7
Esophagus	50	0.07
Stomach	150	0.21
Intestine	1000	1.4
Small	500	0.71
Upper large	250	0.36
Lower large	250	0.36
Contents of G.I. tract*		
(food plus digestive fluids)	1000	1.4
Hair*	20	0.03
Heart*	300	0.50
Contents (blood)*	390	0.56
Kidneys (2)*	310	0.44
Larynx*	15	0.02
Liver*	1800	2.6
Lungs (2)*	1000	1.4
Parenchyma	580	0.83
Pulmonary blood	480	0.61
Lymph nodes*	250	0.36

WEIGHT OF ORGANS AND TISSUES OF STANDARD MAN--Continued

Tissue or Organ	Mass (grams)	Total Body (%)
Miscellaneous* (by difference)	590	0.84
Soft tissue (nasopharynx, etc.)	240	0.34
Fluids (synovial, pleural, etc.)	350	0.50
Muscle (skeletal)*	28000	40.0
Nails*	10	0.01
Nervous system - central		
Brain*	1400	2.0
Spinal cord*	30	0.04
Contents - cerebrospinal fluid*	120	0.17
Pancreas*	100	0.14
Parathyroids (4)*	0.12	--
Pineal*	0.2	--
Pituitary*	0.6	--
Prostate*	16	0.023
Salivary glands (6)*	85	0.12
Skeleton*	10000	14
Bone	5000	7.2
Cortical	4000	5.7
Trabecular	1000	1.4
Red marrow	1300	1.9
Yellow marrow	1700	2.4
Cartilage	1700	2.4
Blood	300	0.43
Skin*	4900	7.0
Epidermis	500	0.71
Dermis	4400	6.3
Hypodermis (see adipose tissue)	7500	--
Spleen*	180	0.26
Teeth*	46	0.065
Testes (2)*	60	0.085
Thymus*	20	0.028
Thyroid*	16	0.023
Tongue	70	0.10
Tonsils (2)*	4	0.006
Trachea*	15	0.021
Ureters (2)*	16	0.023
Urethra*	2	0.003
Urinary bladder*	45	0.064
Contents (urine)*	102	0.14
Total Body	70000	100

*Sum = total body (including the second column figures under "Mass" and "Total Body").

STANDARD MAN: TOTAL BODY CONTENT FOR SOME ELEMENTS

Element	Amount (grams)	Percent of Total Body	Element	Amount (grams)	Percent of Total Body
Oxygen	43000	61	Bromine	0.20	0.00029
Carbon	16000	23	Lead	0.12	0.00017
Hydrogen	7000	10	Copper	0.072	0.00010
Nitrogen	1800	2.6	Aluminum	0.061	0.00009
Calcium	1000	1.4	Cadmium	0.050	0.00007
Phosphorus	720	1.0	Boron	<0.048	0.00007
Sulfur	140	0.20	Barium	0.022	0.00003
Potassium	140	0.20	Tin	<0.017	0.00002
Sodium	100	0.14	Manganese	0.012	0.00002
Chlorine	95	0.12	Nickel	0.010	0.00001
Magnesium	19	0.027	Gold	<0.010	0.00001
Silicon	18	0.026	Molybdenum	<0.0093	0.00001
Iron	4.2	0.006	Chromium	<0.0066	0.000009
Fluorine	2.6	0.0037	Cesium	0.0015	0.000002
Zinc	2.3	0.0033	Cobalt	0.0015	0.000002
Rubidium	0.32	0.00046	Uranium	0.0007	0.000001
Strontium	0.32	0.00046	Beryllium	0.000036	----
			Radium	3.1×10^{-11}	----

SPECIFICATIONS FOR STANDARD MAN


	Adult Man	Adult Woman	Child 10 years	Infant 1 year	Newborn
Weight (kg)	70	58	--	--	3.4
Length (cm)	170	160	--	--	50
Surface Area (cm ²)	18000	16000	--	--	2200
Specific Gravity	1.07	1.04	--	--	--
Total Body Water (ml/kgW)	600	500	--	--	--
Extracellular Water	260	200	--	--	--
Intracellular	340	300	--	--	--
Total Blood Volume (ml)	5200	3900	--	--	--
Red Cell Volume (ml)	2200	1350	--	--	--
Plasma Volume (ml)	3050	2500	--	--	--
Total Blood Weight (g)	5500	4100	--	--	--
Red Cell Weight (g)	2400	1500	--	--	--
Plasma Weight (g)	3100	2600	--	--	--
Total Adipose Tissue (kg)	15	19	--	--	--
Subcutaneous	7.5	13	--	--	--
Sparable	5.0	4	--	--	--
Yellow Marrow	1.7	1.4	--	--	--
Interstitial	0.8	0.6	--	--	--
Total Connective Tissue (g)	5100	4100	--	--	--
Cartilage	2500	2000	--	--	--
Tendons and Fascia	850	700	--	--	--
Other	1700	1400	--	--	--
Total Fat (kg)	13.5	15	--	--	--
Nonessential	12	13.8	--	--	--
Essential	1.5	1.2	--	--	--
Hair (g)	20	300	--	--	--
Nails (g)	3	3	--	--	--
Skeletal Muscle (kg)	28	17	--	--	--
Total Skin (g)	4900	3500	--	--	--
Epidermis	500	400	--	--	--
Dermis	4400	3100	--	--	--
Hypodermis	7500	13000	--	--	--
Resting Metabolic Rate (cal/min-kg)	17	16	25	35	--
Oxygen Inhaled (g)	920	640	--	--	--
Carbon Dioxide Exhaled (g)	1000	700	--	--	--
Total Lung Capacity (liters)	5.6	4.4	--	--	--
Functional Residual	2.2	1.8	--	--	--
Vital	4.3	3.3	--	--	--
Dead Space	0.160	0.130	--	--	--
Minute Volume (liters/min)					
Resting	7.5	6.0	4.8	1.5	0.5
Light Activity	20	19	13	4.2	1.5

SPECIFICATIONS FOR STANDARD MAN--Continued

	Adult Man	Adult Woman	Child 10 years	Infant 1 year	Newborn
Total Air Breathed (liters)	22800	21120	14784	4700	780
8 hr. working (light)	9600	9120	6240	3500 (10 hr)	90 (1 hr)
8 hr. nonoccupational	9600	9120	6240	--	--
8 hr. resting	3600	2880	2304	1200 (14 hr)	690 (23 hr)
Dietary Intake (g)					
Protein	95	66	--	--	--
Carbohydrate	390	270	--	--	--
Fat	120	85	--	--	--
Water in Diet	1000	700	--	--	--
Water in Fluid	1700	1200	--	--	--
Water in Oxidation	300	200	--	--	--
Elements					
Carbon	300	210	200	--	--
Hydrogen	350	245	230	--	--
Nitrogen	15	10	10	--	--
Oxygen	2600	1800	1700	--	--
Milk Consumption (ml/day)	300	200	~470	~1000	--
Fecal Components (g)					
Weight	135	--	85	24	--
Water	105	--	66	19	--
Solids	30	--	19	5	--
Ash	17	--	6	1	--
Fats	5	--	4	3	--
Nitrogen	1.5	--	1	0.3	--
Other Substances	6.5	--	8	0.7	--
Elements					
Carbon	6.7	--	4.2	1.2	--
Hydrogen	13	--	8.6	2.5	--
Nitrogen	1.5	--	1.0	0.3	--
Oxygen	98	--	62	17	--
Urine (g)					
Volume (ml)	1400	--	1000	450	--
Specific Gravity	1.001- 1.030	--	--	1.002- 1.019	--
Solids	60	--	47	19	19
Urea	22	--	--	--	--
"Sugars"	1	--	--	--	--
Carbonates	2	--	--	--	--
Elements					
Nitrogen	15	--	11	5	--
Hydrogen	160	--	110	50	--
Oxygen	1300	--	970	420	--
Carbon	5	--	3	0.5	--

SPECIFICATIONS FOR STANDARD MAN--Continued

	Adult Man	Adult Woman	Child 10 years	Infant 1 year	Newborn
Water Balance (ml/day)					
Total Gains	3000	2100	2000	--	--
Fluid Intake	1950	1400	1400	--	--
Milk	300	200	450	--	--
Tap Water	150	100	200	--	--
Others	1500	1100	750	--	--
In Food	700	450	400	--	--
By Oxidation in Food	350	250	200	--	--
Total Losses (ml/day)	3000	2100	2000	--	--
Urine	1400	1000	1000	--	--
Feces	100	80	70	--	--
Insensible Loss	850	600	580	--	--
Sweat	650	420	350	--	--



SECTION IV

ELEMENTS IN "TABLE OF ISOTOPES"

(The numbers in parentheses refer to the Decay Scheme pages)

Element	Sym.	Z	Page	Element	Sym.	Z	Page
Actinium	Ac	89.....	365	Mercury	Hg	80.....	347 (404)
Aluminum	Al	13.....	237	Molybdenum	Mo	42.....	272 (394)
Americium	Am	95.....	373	Neodymium	Nd	60.....	310
Antimony	Sb	51.....	290	Neon	Ne	10.....	235
Argon	Ar	18.....	241 (384)	Neptunium	Np	93.....	371
Arsenic	As	33.....	256	Neutron	n	0.....	231
Astatine	At	85.....	359	Nickel	Ni	28.....	250 (389)
Barium	Ba	56.....	303 (400)	Niobium	Nb	41.....	270 (393)
Berkelium	Bk	97.....	376	Nitrogen	N	7.....	233
Beryllium	Be	4.....	232	Nobelium	No	102.....	379
Bismuth	Bi	83.....	354 (406)	Osmium	Os	76.....	339
Boron	B	5.....	232	Oxygen	O	8.....	234
Bromine	Br	35.....	259	Palladium	Pd	46.....	279
Cadmium	Cd	48.....	283	Phosphorus	P	15.....	238 (383)
Calcium	Ca	20.....	243 (385)	Platinum	Pt	78.....	343
Californium	Cf	98.....	376	Plutonium	Pu	94.....	372 (409)
Carbon	C	6.....	233 (382)	Polonium	Po	84.....	356 (406)
Cerium	Ce	58.....	307 (401)	Potassium	K	19.....	241 (384)
Cesium	Cs	55.....	301 (399)	Praseodymium	Pr	59.....	309 (402)
Chlorine	Cl	17.....	240	Promethium	Pm	61.....	312
Chromium	Cr	24.....	246 (386)	Protactinium	Pa	91.....	368 (408)
Cobalt	Co	27.....	249 (388)	Radium	Ra	88.....	364 (406)
Copper	Cu	29.....	251 (390)	Radon	Rn	86.....	361 (406)
Curium	Cm	96.....	374	Rhenium	Re	75.....	337
Dysprosium	Dy	66.....	321	Rhodium	Rh	45.....	277
Einsteinium	Es	99.....	377	Rubidium	Rb	37.....	263 (391)
Erbium	Er	68.....	325	Ruthenium	Ru	44.....	276 (395)
Europium	Eu	63.....	315	Samarium	Sm	62.....	313
Fermium	Fm	100.....	378	Scandium	Sc	21.....	244
Fluorine	F	9.....	235	Selenium	Se	34.....	257
Francium	Fr	87.....	363	Silicon	Si	14.....	238
Gadolinium	Gd	64.....	317	Silver	Ag	47.....	281
Gallium	Ga	31.....	253	Sodium	Na	11.....	236 (382)
Germanium	Ge	32.....	254	Strontium	Sr	38.....	265 (392)
Gold	Au	79.....	345 (405)	Sulfur	S	16.....	239 (384)
Hafnium	Hf	72.....	332	Tantalum	Ta	73.....	334
Helium	He	2.....	231	Technetium	Tc	43.....	274
Holmium	Ho	67.....	322	Tellurium	Te	52.....	293
Hydrogen	H	1.....	231 (382)	Terbium	Tb	65.....	318
Indium	In	49.....	285 (396)	Thallium	Tl	81.....	350
Iodine	I	53.....	297 (396)	Thorium	Th	90.....	366 (408)
Iridium	Ir	77.....	340 (403)	Thulium	Tm	69.....	326
Iron	Fe	26.....	248 (386)	Tin	Sn	50.....	288
Krypton	Kr	36.....	261 (391)	Titanium	Ti	22.....	245
Kurchatovium*	Ku	104.....	380	Uranium	U	92.....	369 (407)
Lanthanum	La	57.....	306 (400)	Vanadium	V	23.....	245
Lawrencium	Lr	103.....	380	Wolfram†	W	74.....	335
Lead	Pb	82.....	352 (406)	Xenon	Xe	54.....	299 (398)
Lithium	Li	3.....	231	Ytterbium	Yb	70.....	328
Lutecium	Lu	71.....	330	Yttrium	Y	39.....	267 (392)
Magnesium	Mg	12.....	236	Zinc	Zn	30.....	252 (390)
Manganese	Mn	25.....	247 (386)	Zirconium	Zr	40.....	269 (393)
Mendelevium	Md	101.....	379				

* Suggested name.

† Also called tungsten.




Table of Isotopes

The material in this section is taken from the book, "Table of Isotopes," by C. M. Lederer, J. M. Hollander, and I. Perlman, 6th edition, published by John Wiley and Sons, Inc., New York, 1967.

Table I is an exact reproduction of Table I of the above publication. The bibliography referred to is not reproduced here.

Table II, as presented here, consists of specially selected decay schemes.

Permission to reproduce this material was given to the U.S. Department of Health, Education, and Welfare by the authors and the publishers, John Wiley and Sons, Inc. This permission is gratefully acknowledged. Further reproduction without permission of the authors and/or publishers is prohibited.




TABLE I. RADIOISOTOPE DATA

This table displays all radioactive and stable nuclei arranged according to atomic number with increasing mass number for each element. The criterion for the selection of data on each radioactive isotope has been that of identifying it in terms of its rate and mode of decay, principal radiations, and how it is prepared. The data are arranged in six columns, each of which receives comment below.

Note on references. References to the original publications are coded according to the first author and the year of publication. Example: the symbol AagP57 permits the appropriate journal reference to be found readily in the alphabetical listing in the bibliography. If the reader is already familiar with the work, he will recognize this symbol as referring to a 1957 paper of P. Aagard and co-workers.

Column 1—Isotope. The symbols here give the isotopic assignments in usual form. Stable or long-lived naturally occurring isotopes are indicated by underlining. The superscript m following the mass number refers to a metastable, or isomeric, state which has a sufficiently long half-life to be investigated independently from its ground state. Likewise, the designations m_1 and m_2 refer to several metastable states of a nucleus. When it is not established which of several isomers is the ground state, each isomer is referred to by the same symbol without the m ; for example, Eu^{150} (12.6 h) and Eu^{150} (≈ 5 y).

Generally, isomeric states are included in Table I if their half-lives exceed ≈ 1 s; exceptions are made for a few chemically or genetically identified isomers of somewhat shorter half-life. The half-lives of many short-lived excited states have been measured because of their importance to nuclear structure. They are not listed in Table I as isomeric states but can be found in Table II, under the listing of the ground state of the appropriate isotope.

The historical names for the naturally occurring activities Th^{232} , U^{235} , U^{238} , and their descendents are given in Column 1 beneath the isotopic assignment.

Column 2—Half-life. An attempt has been made to list the most accurate value first, usually inferred from the stated precision. Unless otherwise stated, the value listed is the total half-life, which is the entity measured when the decay is followed. When a nucleus has more than one mode of decay, the percentage of each mode is given in Column 3.

An exception is made for those heavy nuclei that have measurable spontaneous-fission rates. The appropriate spontaneous-fission half-life is listed in Column 2 and designated by the symbol $t_{1/2}(\text{SF})$. In a number of cases no radioactivity has been observed, although sought, and the lower limit of the half-life is listed for the mode of decay looked for ($\beta \equiv \beta$ decay, $\beta\beta \equiv$ simultaneous emission of two β particles, $\text{EC} \equiv$ electron capture, $\alpha \equiv \alpha$ decay).

If there is no special designation after the listed half-life, it may be assumed that the determination was made by direct decay measurement. (For the very short lifetimes the timing is done electronically rather than mechanically.) For indirect half-life determinations, the methods are described by the following symbols:

- sp act (+ mass spect) Determination of disintegration rate of a sample containing a known weight of the active substance (mass spectographic analysis of the sample to correct for other isotopes present).
- genet Decay of parent substance, followed by the periodic removal of a decay product which can be measured. (genet \equiv genetic relation).
- yield Measurement of radioactivity from a sample containing a number of atoms calculated according to the expected yield of the reaction by which it was produced.
- est In a few instances (α emitters) the half-lives are estimated from the energies of the measured radiations.
- delay coinc Several isotopes are short-lived products of longer lived parents. Those whose half-lives are in the millisecond range or shorter were measured by recording the time-interval distribution between the emissions from the parent substance and the daughter product.

Column 3—Type of decay. Because many classes of data are included in this column, the entry denoting *type of decay* is preceded by the special symbol for radiation, \odot . When the mode of decay is enclosed in square brackets, that mode is inferred or assumed, not directly measured. When independent modes of decay have been measured, the branching ratios are entered as percentages. Symbols used are

- β^- Negative β -particle (negatron) emission
- β^+ Positive β -particle (positron) emission
- EC Orbital electron capture
- α Alpha-particle emission
- IT Isomeric transition (decay from an excited metastable state to a lower state)
- SF Spontaneous fission. Listings are made here only if the branching is about 1% or more. For others the

partial half-lives for spontaneous fission are entered in Column 2.

n Neutron emission from excited states promptly following β decay to those levels. Entry is made in conjunction with the β emitter.

p Proton emission from excited states promptly following β decay to those levels. Entry is made in conjunction with the β emitter.

Wherever experimenters have searched for and failed to find a particular mode of decay, the indication is, for example, "no β^+ ." Experimental limits are given but no limits predicted from theory. Limits of detection in cases in which *no* radioactivity has been observed are listed in Column 2 in terms of a lower limit on the half-life.

Among the α emitters in the heavy element region closed decay cycles may almost always be employed to determine whether a nucleus is β stable without resort to specific experimental evidence. Those that are known to be β stable are designated by the entry *β stable (cons energy)* to indicate that the principle of conservation of energy underlies the calculations.

Percent abundance. The isotopic abundances listed are on an "atom percent" basis and refer to the elements as they exist in the earth's crust. Some of the light elements have variations in composition outside the accuracy of determination. For these elements ranges are given with references to the publications in which the variations are discussed. Particular values are also given for some specific sources of the specimens analyzed.

Isotopic mass. The atomic masses of all species measured by mass spectrometry or calculated from reaction energies are entered in the form of the mass excess, Δ ($\equiv M-A$); the unified mass scale ($\Delta(C^{12}) = 0$) is employed. It will be noted that these mass excess values are in units of million electron volts. Most of the data were taken from the compilation of Mattauch, Theile, and Wapstra (MTW), which should be consulted for the accuracy attached to them. The experimental decay energies of radioactive species on which many of their masses are based may be found as *Q* values on the decay schemes in Table II.

Cross sections. It is not possible to list all known reaction cross sections in a table such as this, but values are given for the neutron-capture reaction (σ_c) and for neutron-induced fission (σ_f) in units of 10^{-24} cm² (barns). Most of the cross sections shown are taken from a compilation by D. T. Goldman and M. D. Goldberg (GoldmDT64) and refer to neutrons with velocity 2200 meters/sec. The reader is cautioned to note that many nuclei have strong resonances in the epithermal region, and because "thermal" reactors contain epithermal neutrons in the irradiation positions the effective cross sections for certain nuclei can be larger than those indicated here.

Our symbol σ_c refers to that part of the capture reaction in which fission does not result. Unless otherwise stated, σ_c applies to the (*n*, γ) reaction. For some light nuclei the principal reaction with thermal neutrons may be (*n*, *p*) or some other reaction. Wherever such a reaction is referred to, it is so indicated.

Column 4—class; identification; genetic relationships.
Class. The degree of certainty of each isotopic assignment is indicated by a letter according to the following code:

- A Element and mass number certain
- B Element certain and mass number probable
- C Element probable and mass number certain or probable
- D Element certain but mass number not well established
- E Element probable and mass number not well established
- F Insufficient evidence
- G Probably in error.

These "ratings" should not be read as levels of confidence in the experiments but rather as an indication of the limitations of the experiments as they relate isotopic assignments to the radioactive properties discerned. In some instances a simple cross bombardment (production of an isotope in two or more ways) results in an unambiguous assignment. In others much more elaborate experiments are insufficient. Among the factors that can limit the certainty of an assignment based on its means of production are targets of mixed isotopic composition, low cross sections, the possibility of isomerism, similarity of properties to other isotopes, and absence of knowledge of neighboring isotopes.

Identification. The means by which the isotopic assignments were established are tabulated next. In general, several references are combined, and among them the first refers to the discovery of the isotope (except for classical natural radioactivities). Indication of the experimental methods used in making the various assignments may be had from the following symbols:

- chem Chemical separations establishing the chemical identity (atomic number) of the isotope.
- genet Established decay relationship (by chemical or other means) with another isotope whose mass assignment is known.
- excit Refers broadly to energy considerations in the production of the isotope, some of which are
 - (1) excitation-function or yield experiments to establish the nuclear reaction which produced the isotope;
 - (2) limitation of products formed by limiting the energy of bombarding particles;
 - (3) making use of a calculated *Q* value;
 - (4) in a few instances use of fission-yield data to limit mass assignments.
- cross bomb Arrival at an assignment by producing the isotope in different ways.

n-capt Key evidence supplied by production with slow neutrons from which it is usually inferred that the (*n*, γ) reaction was observed.

sep isotopes The use of target elements enriched or depleted in a particular isotope.

mass spect Mass number determined by mass spectrometry.

decay charac Identification of predicted decay properties such as decay energy or energy-level pattern.

genet energy levels Energy levels of daughter nucleus agree with those from decay of another isotope whose isotopic assignment and mode of decay are known or with levels observed in nuclear reactions.

atomic level spacing Atomic number of decay product established by measuring the characteristic energy differences between internal-conversion electron lines from a particular γ transition converted in different shells.

critical abs Identification of the atomic number of the decay product by critical absorption of X-rays accompanying the decay process.

Genetic relationships. Below the designation of how the isotope was identified are listed specifically those genetic (or parent-daughter) relations established by chemical or physical separation and radiochemical characterization of the daughter atoms. Among other things, this list also gives the reader some warning that radiations from decay products may be present with those from the parent.

Column 5—Major radiations. The purpose of this list is to acquaint the reader at a glance with the principal radiations associated with each isotope. The radiations shown will often be sufficient to identify the isotope. Because it is the purpose here to delineate what is actually seen when a particular isotope is encountered, the X-rays and annihilation radiation (0.511-MeV γ rays from the annihilation of positrons, designated by the symbol γ_{\pm}), are indicated if they are prominent in the electromagnetic spectrum. If essentially all the decays proceed by positron emission, the notation 0.511 (200%, γ_{\pm}) will appear. (Several per cent of the positrons annihilate in flight, which means that a corresponding number of photons will not have 0.511 MeV energy.) The notation “L X-rays” is used only when K X-rays are absent or very weak. Similarly, conversion electrons are listed if they are prominent in the electron spectrum. Auger electrons (electrons emitted in the de-excitation of atomic levels) are not listed explicitly; they will always accompany the emission of X-rays. Continuous β^{-} or β^{+} spectra are usually represented by the endpoint of the highest energy beta group followed by the notation “max.” When the highest energy group is of low intensity, so that a spectrometer of low resolving power (such as a scintillator) would also detect the presence of a continuous spectrum with a lower endpoint energy, this

is also indicated. Thus the notation “ β^{-} 1.176 max (7%), 0.514 max” means that there is a continuous spectrum with endpoint 1.176 MeV and 7% intensity, but the major portion of the β^{-} spectrum (which may be composed of one or more beta groups) has an endpoint energy of 0.514 MeV. Decay products can often give rise to radiations that soon become prominent, and this is indicated by the notation “daughter radiations from . . .” so that the reader will look up the radiations that arise from these sources. The data in this column are derived from the references listed in Table II. *Quantities enclosed in square brackets are calculated or inferred, not measured.*

The term “major radiations,” as used here, requires some explanation. In each of the three general categories of radiation, α particles, β particles and electrons, and γ rays and X-rays, we have listed the most prominent radiations, even though they may be of relatively low intensity. For example, with an α emitter may be listed a γ ray of only 10⁻⁵% intensity relative to the α intensity if that γ ray is the most intense in its energy range. Conversion electrons are listed according to the actual energies of the electron lines and not in terms of the transitions that give rise to the lines.

The intensities of radiations when expressed as *percentages* without other qualifications refer to percentages of the total decay events. Another way of expressing *relative* intensities is also sometimes employed. A number following the dagger (†) symbol is the relative intensity for the particular mode of decay beside which the † appears.

The terms “doublet” and “complex” are used to indicate γ rays which would be unresolved or incompletely resolved by instruments of moderately low resolving power such as scintillators. It is *not* indicated when an electron line is complex. Because of conversion in different atomic shells and subshells, many of the electron lines listed in Column 5 are complex.

The reader is referred to Table II for a more detailed account of radiations accompanying the decay of each isotope and for references to the original literature.

Column 6—principal means of production. The methods for producing each isotope selected for inclusion here are those that have given the highest yield and those that permit greatest isotopic purity. These listings will serve principally as references to the original literature in which important aspects of the preparations such as experimental conditions, yields, and purity of product are discussed.

The methods fall into three main categories. For ordinary nuclear reactions in which a target isotope is bombarded with charged particles or neutrons the usual system of abbreviations is employed. For example, to make Pu²³⁷, the reaction Np²³⁷ (*d*, 2*n*) appears;

this means that Np^{237} is the target, deuterons (d) are the projectiles, and two neutrons ($2n$) are emitted. When the target material is not isotopically pure, the experimenter must be concerned with radioactive substances produced from other components of the target. A second category of production consists of the separation of the isotope in question from a radioactive par-

ent. Such an isotope is indicated as the daughter of another. Finally, with the advent of very high fluxes of neutrons it has become possible to prepare isotopes by the successive capture of neutrons (with intervening β^- decay in some cases). Such preparations have been designated by "multiple n -capt from $-$," where the dash refers to the starting material.

TABLE II. DETAILED NUCLEAR LEVEL PROPERTIES

This section gives the type of information on nuclear states and transitions between these states familiar to nuclear spectroscopists. The tabulations are concerned with measurements; the diagrams are interpretations in the form of the familiar decay schemes and energy levels.

The general policy adopted for the entries made on the decay schemes is that they be based on direct experimental information. Spin and parity assignments based wholly, or in large part, on the expectations from nuclear models have been avoided. Unobserved transitions that should be present have been omitted. A few exceptions to these conventions will be found; for example, an obvious assignment of a state as a member of an otherwise well-characterized rotational band may be entered.

Similarly, information that can be *calculated* on the basis of a model has not been entered; for example, intensities of competing γ rays. Some useful numbers that do not depend on models do appear; for example, *log ft values* for β decay and *hindrance factors* for α decay. In some cases we have shown calculated values for electron capture branching or β^+ branching when only one has been measured. The calculated mode appears in square brackets. In general, brackets enclose information that may be inferred or calculated without recourse to detailed models.

The bulk of the information contained here (except for the lightest elements) comes from the study of radioactive decay processes. Increasingly, however, information is arriving from direct "in-beam" experiments involving inelastic and elastic scattering, Coulomb excitation, and nuclear reactions generally. The problem was how much of this information to include in the present compilation. Rather arbitrarily it was decided to include only those levels at energies below the decay energy of the observed neighboring isobars.

A. TABULATED DATA

Designation of state and its half-life. The isotopic designation appears at the heading for each entry with the total (measured) half-life for the ground state in parentheses. When separate entries are made for metastable (isomeric) states, it is the half-life of that state

that is entered. Stable or long-lived naturally occurring isotopes are indicated by underlining, as in Table I.

Spins and moments. The line immediately below the designation of the isotope gives the spin and nuclear moments of the ground state. Most of these values are taken from the recent compilation by I. Lindgren (Lindg164). A number of moments have been measured for excited states and are given where the particular state is listed. The spins and parities of excited states deduced from detailed examination of decay processes and similar other information will be found on the decay schemes and not among these tabulated data.

All magnetic dipole moments have been corrected for the diamagnetic effect. Unless otherwise stated, the spectroscopic electric quadrupole moments have *not* been corrected for polarization of the atomic electron shells (Sternheimer effect). The use of " \pm " with the magnetic dipole and electric quadrupole moments indicates that the signs are unknown.

The symbols used to designate spins and moments are the following:

- I Mechanical or spin moment in units of \hbar .
- μ Magnetic dipole moment in units of nuclear magnetons

$$e\hbar/2M_p c$$

with the proton magnetic moment positive in sign.

- q Electric quadrupole moment in units of 10^{-24} cm² with usual convention of sign for prolate (+) and oblate (−) charge symmetry.
- Ω Magnetic octupole moment in units of nuclear magnetons $\times 10^{-24}$ cm².

Experimental methods are described as follows:

- atomic spect Hyperfine structure of optical spectra (includes both line and band spectra).
- atomic beam Atomic or molecular beam magnetic resonance (includes both the determination of hyperfine structure and the direct determination of moments by double resonance or other methods).
- NMR Nuclear magnetic resonance.
- ESR Electron spin resonance (includes electron-nuclear double resonance).
- quad res Quadrupole resonance.
- microwave Microwave absorption.
- rotation $\gamma\gamma(\theta)$ Rotation of angular distribution pattern in a magnetic or electric field.

nucl alignment Static (low-temperature) nuclear orientation detected by anisotropy of the nuclear radiations.
 nucl induction Dynamic (resonance) nuclear orientation detected by anisotropy of the nuclear radiations.
 Mössbauer Mössbauer effect.
 opt pump Optical pumping.
 opt double res Optical double resonance.

Radiations emitted. The radiations are separated according to type: β^- , β^+ , γ , α , p , n , SF. The emission of protons (p) and neutrons (n), and in a few cases α particles, occurs not from the parent substance but follows promptly a β -decay event. The relationship is shown on the decay scheme. The energies of the radiations are shown in boldfaced characters.

β groups. When there is more than one β group, they are numbered with subscripts so that corresponding entries from different authors may be compared directly. The intensities followed by the % symbol are absolute percentages of the total decay and should add to 100. In some instances in which branched decay occurs, or in which it is not certain that all of the β groups have been identified, intensities have been reported as relative values for the groups identified. Such entries are symbolized with a number preceded by a dagger (\dagger). In cases of branched decay the fraction going by each mode will be found on the decay scheme and in Table I. The symbols used to describe the experimental methods for determining β energy and intensity are as follows:

mag spect Magnetic deflection (magnetic spectrometer or a counter employing a magnetic field).
 scint spect Pulse-height analysis with a solid or liquid scintillation detector.
 semicond spect Pulse-height analysis with a semiconductor detector.
 ion ch Pulse-height analysis with an ionization chamber or proportional counter.
 abs Absorption methods.
 cl ch Cloud chamber with magnetic deflection.
 $\beta\gamma$ coinc β - and γ -coincidence measurement with some form of spectrometer on one or both sides.

γ rays. When there is branched decay and it is known which γ rays accompany each mode, this is stated. The γ rays are often numbered for convenience in comparing entries from different authors. The energies (listed in boldfaced characters) pertain to transition energies, even though conversion electrons may have been measured. They are listed in ascending order of energy, irrespective of how they may fit into the decay scheme.

A concise system for indicating intensities of radiations involved in γ -ray transitions is difficult to arrive at because most experiments are not directed toward absolute determination. The reader is urged to give particular attention to the following description of the symbols employed:

The absolute scale of intensities adopted considers all primary decay events as 100%. An entry such as γ_3 **0.067** (γ 7%) means that the transition of 0.067 MeV, designated γ_3 has seven unconverted photons for each 100 decay events of the parent. The symbol γ preceding 7% emphasizes that it is the *photon* of transition γ_3 under consideration. The same form of symbolism may be used for conversion electrons, which for the K and L_I lines might read: γ_3 **0.067** (K 0.8%) and γ_3 **0.067** (L_I 0.4%). When conversion coefficients are known, we have not used a separate symbol for photons and electrons but rather have symbolized the definition; for example, γ_3 **0.067** (γ 7%, e_K/γ 0.11); or γ_3 **0.067** (γ 7%, e_K/γ 0.11, K/L_I 2) to show also a particular subshell conversion ratio.

The symbol \dagger is used to signal that the numbers which follow in the same entry express relative intensities. (An entry begins with a line indented to the left and ends with a reference or references.) In many cases we have renormalized the intensity scale used in the original paper to give more convenient numbers or to facilitate comparison of different measurements. A series of γ rays may appear as follows: γ_1 **0.669** (\dagger_9), γ_2 **0.962** (\dagger_7), γ_3 **1.42** ($\dagger_0.9$). This means that the ratios of γ -ray (photon) intensities $\gamma_1/\gamma_2/\gamma_3$ have the values 9/7/0.9. If a conversion coefficient is known, it is generally entered in the parentheses in which the relative intensity of the γ ray appears.

Relative intensities of conversion electrons, if on the same scale as the γ rays, are also entered with the appropriate dagger sign; for example, \dagger_K . When γ rays and conversion electrons are not normalized to each other, a double dagger (\ddagger) is used for one of them. For example, γ_3 (\dagger_7), γ_4 (\dagger_1), γ_5 (\ddagger_K 10), γ_6 (\ddagger_K 5) means that γ_3 is seven times as intense as γ_4 and $K(\gamma_5)$ is twice as intense as $K(\gamma_6)$ but implies no relation between the K -electron and γ -ray intensities.

With deference to compactness, the methods by which the γ -ray transition energies and intensities of radiations were determined have been grouped before the author reference or references. Those familiar with data and methods of nuclear spectroscopy will usually know how the indicated methods were employed. Certain coincidence methods used to establish sequences of events necessary for deriving the decay schemes are also called to the attention of the reader. Specific coincidence results are omitted from the data except when the coincidence relations implied are not shown on the decay scheme. The symbols employed have the following meanings:

mag spect conv Measurement of internal conversion electrons with a magnetic spectrometer or spectrograph.
 mag spect Measurement of secondary (photo-, Compton) electrons as above.
 scint spect Pulse-height analysis with a solid or liquid scintillation detector.

scint spect conv Pulse-height analysis (conversion electron) with a solid or liquid scintillation detector.

sum scint spect Measurement of scintillation spectrum at close geometry to emphasize sums of coincident γ rays.

3 cryst pair spect Pulse-height analysis employing a 3-crystal pair spectrometer with scintillation detectors.

semicond spect Pulse-height analysis with a semiconductor detector.

semicond spect conv Pulse-height analysis (conversion electron) with a semiconductor detector.

$\gamma\gamma$ sum coinc Measurement of the coincidence spectrum of two γ rays whose total energy is a fixed sum.

cryst spect Measurement by diffraction with a bent crystal spectrometer.

coinc Study involving coincidences or absence of coincidences ($\gamma\gamma$, $\beta\gamma$, γe^- , $\alpha\gamma$, etc.) with counters and, in some cases, spectrometers.

$\gamma\gamma^+$ coinc Coincidence measurement between a γ -ray and annihilation radiation (γ^+). Comparable symbols are used for the measurement of other radiations in coincidence with annihilation photons.

coinc abs Coincidence study using absorption techniques.

abs Absorption of γ rays.

abs conv Absorption of conversion electrons.

abs sec Absorption of secondary electrons.

cl ch recoil Observation of secondary electrons in a cloud chamber with magnetic field.

pair spect Magnetic analysis of positron-electron pairs produced in a thin radiator by γ rays.

pair spect conv Magnetic analysis of positron-electron pairs produced by internal pair conversion.

Be(γ , n), D(γ , n), D(γ , p) Measurement of neutron or proton energies from these reactions.

A few rather specialized symbols are used occasionally with the γ -ray data: e^+ stands for pair conversion, e_K^+ for conversion by emission of a positron with simultaneous transfer of an electron into a vacant K orbit. $\dagger_{\gamma\gamma}/\dagger_\gamma$ is the ratio of two-quantum to single-quantum emission.

α particles. Energies of α groups are given in bold-faced characters, and in addition the group is designated by subscript according to the energy of the state (in kiloelectron volts) to which the α group leads, when known. For example, α_0 refers to the transition to the ground state and α_{51} to a state at 51 keV. All α energies are based on the Rytz standard, α_0 (Po^{210}) = 5.305 MeV (RytA61a, RytA61, RytA60). This involves an upward adjustment of about 0.11% for most values from the Berkeley laboratory, as well as for all other values quoted before about 1961. For pure α emitters intensities of the various groups are on an absolute scale and are designated by the % sign. Intensities of α groups, when there is branched decay, are designated with a \dagger sign. In these cases the intensities are normalized to a total α -particle intensity of 100.

The methods for measuring energies and intensities are as follows:

mag spect Magnetic deflection with photographic or counter detection.

semicond spect Pulse-height analysis with a semiconductor detector.

ion ch Pulse-height analysis with an ionization chamber or proportional counter.

$\alpha\gamma$ coinc Coincidences between α particles and γ rays of selected energy. Usually α -particle energies measured with semiconductor counters (similar entries are made for coincidences with conversion electrons).

range emuls Measurement of the length of an α -particle track in a photographic emulsion.

“Delayed” particles (p , n , α). In some cases these particles are emitted promptly from an excited state of a nucleus following β decay to that state. In certain light elements β decay leads to excited states in which α particles are unbound and are emitted promptly. Entries are made under the nucleus that emits the β particles. An exception is made in the case of “long range α -particles” from the excited levels of Po^{212} and Po^{214} following Bi^{212} and Bi^{214} β^- decay. These α groups are listed with the α data of the respective polonium isotopes under the heading “long range α 's.”

The methods of measuring the “delayed” protons are similar to those used for α particles. For neutrons the following are employed:

p -recoil ion chamber Determination of neutron energies by measurement of the energies of elastically scattered protons in an ionization chamber.

time of fl Measurement of time-of-flight of neutrons in coincidence with β particles.

recoil scint spect Measurement of scattered protons with a scintillation detector.

Energies quoted for all particle radiations are those of the emitted particles with no correction for the energy of the recoil nucleus.

Angular distributions. Following the listing of radiations for each isotope is a list of references to measurements of angular distributions between these radiations, denoted by the symbols $\beta\gamma(\theta)$, $\alpha\gamma(\theta)$, $\gamma\gamma(\theta)$ (includes gamma-gamma, gamma-conversion electron, and conversion-conversion correlations), and so on. References to polarization measurements, for example, $\gamma\gamma_{\text{polariz}}(\theta)$, $\beta\gamma_{\text{polariz}}(\theta)$, are also given.

Measured electron capture shell ratios and electron capture/ β^+ ratios are next listed for those nuclei that decay by electron capture (and positron emission).

The last listing for each isotope gives the *half-lives* and *moments* of excited states of that isotope. (When long-lived isomers of an isotope are listed as a separate entry half-lives and moments for short-lived levels are listed along with the data for the *ground state*.) The means by which excited level moments were determined are included in the discussion under

spins and moments. Methods of determining half-lives are denoted as follows:

- delay coinc Measurement of the time distribution interval between emissions of radiations which excite and de-excite a level.
- nucl res fluor Determination of a γ -ray half-life from the resonant scattering cross section.
- Coulomb excit Determination of a γ -ray half-life from Coulomb excitation cross section.
- Doppler broadening Determination of the half-life of a γ ray emitted from a moving nucleus by measuring the broadening or shifting of the γ -ray line due to the Doppler effect.
- nuclear recoil Determination of the half-life of a radiation emitted from a moving nucleus by measuring the distance the nucleus moves before emitting the radiation (includes electrostatic method for determining the distance the recoil nucleus traveled).
- hf deflection Determination of the delay between two conversion electron transitions by accelerating one or both of the electrons in a high-frequency electric field and measuring the resulting energy shifts, detecting the two radiations in coincidence (see BlauA59, GerhT56a).
- electron scattering Determination of a γ -ray half-life from the cross section for inelastic scattering of electrons (Coulomb excitation with electrons).

A few entries in Table II, which represent selection, normalization, and averaging of data from numerous papers on the same subject, have been designated "compiled from (references) . . . by LHP." As implied by the reference, we are responsible for any abuse of the original data.

B. DECAY SCHEMES

Note on references. It is not possible to place on each decay scheme references to all of the publications that contributed data. The few references entered are to those publications that either provided the decay scheme in the form shown or supplemented an established series of levels and transitions with some new ones. The reference NDS stands for Nuclear Data Sheets issued by Nuclear Data Group, Oak Ridge National Laboratory. No mention is made in the references that we have done some editing and piecing together of data in almost all of the decay schemes shown. In particular, information that the original authors considered uncertain has been eliminated to give clarity to the remainder.

Scope of information. Each figure pertains to the energy levels for a particular mass number. For β -decay processes all data fit into the scheme in a natural way because the mass number does not change. Energy levels populated by α decay will, of course, be connected with the α emitter which has a mass number

four units higher. If the α emitter is also β unstable, the decay data pertinent to that mode will be found on the diagram for the appropriate mass number.

Energy levels excited by nuclear scattering, stripping, or nuclear reactions generally are not dealt with comprehensively in this compilation. In the first place, a rather arbitrary cut-off was made in confining our attention to states that lie at energies that could be reached by β decay of the isobars. The rationale (such as it is) lies in emphasizing radioactive decay data in this compilation but also in the presently valid generalization that high-lying states have not had the same type of theoretical scrutiny as the states closer to the ground state. (This generalization must be applied to a somewhat elastic energy scale which expands toward lighter elements.) An omission more important than the energy cut-off is an explanation of how these states were excited and de-excited and the relevance to the spins and/or parities assigned. In view of the rapid evolution of the means and methods for doing nuclear spectroscopy by means of nuclear reactions, the incorporation of such data into "decay schemes" is rapidly becoming mandatory if they are to serve the needs of nuclear spectroscopists.

Levels excited by nuclear reactions. The limitations in the entry of these levels have been mentioned in the preceding discussion. Such states may be found in the level diagrams by noting that we have omitted γ rays which de-excite these levels, even though it is often the γ transitions that establish the position and nature of the states. In the present format this obvious deficiency is compensated by the relatively greater ease of seeing the data on radioactivity that still predominate. The inset of references on each decay scheme contains those in which the full details of the population and interpretation of these levels will be found, and in many cases the groupings of certain states with their spins and parities will permit the knowledgeable reader to determine how the assignments were made without consulting the original work.

Ground states. Ground states are indicated by a heavy line immediately above the isotopic assignment (in large characters). A somewhat lighter line is used to indicate those isomeric states for which there is a separate entry in Tables I and II. Those ground states that are radioactive have their half-lives indicated near the line; the abbreviation for a unit of time makes unnecessary their placement in some standard position. An isotope that undergoes branched decay generally has the percent of branching shown for each mode, but other decay information is given only for the mode or modes pertinent to the mass number under consideration.

Energy levels in general. The horizontal lines that represent energy levels have the energies of excitation entered above them in boldfaced characters near the

right-hand extremity. Energies are in units of million electron volts. The spins and parities are in similar characters and similarly placed on the left. We have not entered other descriptive quantum numbers even when they have been well established, but members of different rotational bands (for nuclei in the major regions of nuclear deformation) are slightly displaced horizontally. Assignments appearing within parentheses are consistent with available information but not determined uniquely. Sometimes when only two choices are possible both are entered. Uncertain levels and transitions are indicated by dashed lines.

Half-lives of excited states are entered at either end of the level or, in a few cases, on the level, in large characters. The abbreviations have the following meanings: ms = 10^{-3} sec, μ s = 10^{-6} sec, ns = 10^{-9} sec, ps = 10^{-12} sec.

Beta-decay processes. Q values for β -decay modes are entered where convenient below the isotopic symbol. Those for β decay are designated Q_{β^-} , whereas for both positron decay and orbital electron capture they are given as Q_{EC} . The latter designation eliminates the ambiguity as to whether two electron masses have been added to the endpoint energy of the positron spectrum. Thus all Q values have their exact definition as the energy difference between the ground states of parent and daughter systems. Values given without other designation are based on decay data. Q values followed by the abbreviation *calc* were calculated from (a) masses established in a variety of ways, (b) closed decay cycles or decay-reaction cycles, or (c) ratios of electron capture from different shells for EC decay or EC/ β^+ ratios. Those values followed by the symbol *est* were estimated from theoretical considerations of α or β systematics.

The intensities of β^- , β^+ , and electron-capture groups indicated near the arrows showing the transitions are given as percentages of total transitions (%) or as relative intensities (\dagger). To the right of the intensities are shown the log ft values (*italic* characters). Tie lines to the transition arrows are used for clarity. β branchings given are not necessarily directly measured. In fact, in a majority of cases they are inferred from γ -ray and conversion-electron data.

In some cases close-lying states are populated by β groups that cannot be resolved; the arrow then terminates at a bracket spanning these levels. An arrow that terminates away from all levels indicates that information is not available on the primary states populated.

Alpha decay. Q values represent the total α -decay energy which includes the recoil energy. The symbols *calc* and *est* have the same meaning as they have when applied to β decay.

The decay scheme for an α emitter of mass $A + 4$ is given along with the level diagram for mass A which includes the α daughter. The α -emitting parent is

shown on this diagram as a line above its isotopic assignment (in smaller characters than those used for the mass A isotopes); α transitions are indicated by double-line arrows. The intensities are given as percentages of the total α -decay events. Adjacent to the intensity values are "hindrance factors" (*italic* characters). Because the meaning of this term may not be widely known, it is explained here. By means of a single normalizing lifetime the half-life for the *ground-state transition* of any *even-even* α emitter may be calculated rather accurately by using simple one-body α -decay theory. The hindrance factor for such a transition is defined as unity. Almost all other transitions have half-lives longer than those given by this calculation. The factor by which the actual half-life exceeds that calculated is termed the "hindrance factor." All hindrance factors given on the decay schemes were calculated by Helen Michel (MicH66) from the one-body spin-independent equations of Preston (PresM47); the reader is referred to these papers for details. They serve a function similar to that of the log ft value for β decay in that further demands are placed on the theory to explain the relative retardation from some adopted standard.


Gamma-ray transitions. Special note should be taken of the system employed for indicating intensities of γ -ray transitions (vertical lines). Because the array of energy levels will be populated differently by the different radioactive modes that feed them, it is cumbersome to give intensities on a single diagram which relate to decay events of each parent substance. The intensities shown (numbers printed diagonally in light characters) are relative values for the γ -ray (photon) de-excitation of the particular level above which they appear and sum to ≈ 100 for each level. Occasionally such numbers are calculated from conversion-electron intensities, which is then indicated by placing them in parentheses. Absolute photon intensities of some γ rays in nuclei that can be fed only by one radioactive parent are given to the left of the transition arrow with a % sign. Intensities of γ rays and conversion electrons expressed in other ways will be found in conjunction with the parent substance in the tabular data accompanying the decay schemes. Multipolarities of the transitions are entered on the vertical to the left of the transition arrow or above the arrow, following the energy.

The energies of the γ transitions are given in bold-faced characters beside the intensities or immediately above the arrows when no intensity data are listed. Energies of the first excited state to ground-state transition are omitted. An asterisk following the energy of a γ ray signifies that coincidence work (usually) has shown the existence of more than one γ ray of approximately the same energy. Consequently, the reader should search for other γ rays of that energy in the level diagram.

Table I

Radioisotope data

Half-life – type of decay – isotopic abundance – atomic mass – neutron cross-section (capture and fission) – class (assignment rating) – means of identification – genetic relationships – major radiations – means of production



Isotope Z A	Half-life	Type of decay (α, β, γ); % abundance; Mass excess ($\Delta \approx M - A$), MeV ($C^{12} = 0$); Thermal neutron cross section (σ), barns	Class; Identification; Genetic relationships	Major radiations: approximate energies (MeV) and intensities	Principal means of production
1_0n	11.7 m (SosA59, SosA58, SosA59a, ProkY62) 12.8 m (RobsJ51) 12 m (HameM56a) others (SneA50)	β^- (ChadJ35, SneA50) Δ 8.0714 (MTW)	A recoil nuclei, conservation of momentum (ChadJ32) observation of (n, α) reaction (FeaN32, HarkW33) parent H^1 (SneA50, RobsJ50)	β^- 0.78 max	fission, H^3 (d, α), Be^9 (α , n), H^2 (d, He^3) Be^9 (γ , n) (photons from electron generator)
1_1H		% 99.9852 (Lake Michigan water); 99.9842 to 99.9877 (other sources) (BegF59a) 99.9849 to 99.9861 (KirI51) Δ 7.2890 (MTW) σ_c 0.332 (GoldmDT64)			
2_1H		% 0.0148 (Lake Michigan water); 0.0123 to 0.0158 (other sources) (BegF59a) 0.0139 to 0.0151 (KirI51) Δ 13.1359 (MTW) σ_c 0.0005 (GoldmDT64)			
3_1H	12.262 y genet (JonWM55) 12.46 y genet (JenkG50) 12.6 y (PopM58) others (JonWM51, NoviA47, AlvL39, AlvL40, HugD48a, ONear40, CornR41)	β^- (AlvL39, AlvL40) Δ 14.9500 (MTW) σ_c $< 6.7 \times 10^{-6}$ (GoldmDT64) (absorption not possible)	A chem, sep isotopes, excit (AlvL39, AlvL40)	β^- 0.0186 max average β^- energy: 0.0057 calorimetric (PilW61) 0.0055 calorimetric (PopM58) others (GregD58) γ no γ	Li^6 (n, α) (ONear40)
3_2He		% 1.3×10^{-4} (atmosphere) 1.7×10^{-5} (wells) (AldL46, CoonJ49) Δ 14.9313 (MTW) σ (n, p) 5330 (GoldmDT64)			H^3 (β^-)
4_2He		% ≈ 100 Δ 2.4248 (MTW) σ_c (total absorption) 0 (GoldmDT64)			
6_2He	0.797 s (BieJ62) 0.799 s (KliR54) 0.85 s (BornG62, VeeN56) 0.83 s (HerrmW58, AlleJS59) 0.86 s (MalmS62) 0.82 s (HolmJ49) others (SomH46, RusB55, BattM53, VenG52, ShelR52a, PolA37, DewJ52)	β^- (BjeT36b) Δ 17.598 (MTW)	A chem (BjeT36, BjeT36a) cross bomb, excit, chem (SomH46)	β^- 3.508 max γ no γ	Be^9 (n, α) (RusB55, BjeT36, PolA37, SomH46, KnoW48, PerezV50) Li^7 (γ , p_j) (ShelR52a)
8_2He	0.122 s (PosA65a) 0.03 s (NefB63a)	β^- 100%, n 12% (PosA65a) Δ 31.7 (CerJ66a)	B chem, excit, cross bomb (PosA65)	β^- [9.7 max] γ 0.98 (88%) daughter radiations from Li^8	protons on C, O (PosA65a)
6_3Li		% 7.42 (OmuI58, HigM55, OrdK55) 7.29-7.42 (CamAE55) Δ 14.088 (MTW) σ (n, α) 953 (GoldmDT64)			
7_3Li		% 92.58 (OmuI58, HigM55, OrdK55) 92.58-92.71 (CamAE55) Δ 14.907 (MTW) σ_c 0.037 (GoldmDT64)			

Isotope Z A	Half-life	Type of decay (α, β, γ); % abundance; Mass excess ($\Delta \approx M - A$), MeV ($C^{12} = 0$); Thermal neutron cross section (σ), barns	Class; Identification; Genetic relationships	Major radiations: approximate energies (MeV) and intensities	Principal means of production
${}^8_3\text{Li}$	0.841 s (KliR54) 0.83 s (RalW51) 0.88 s (BayD37, OglW47, ConnD59) 0.87 s (BretP53) 0.85 s (ShelR52a) others (HugD47a, WinnM54, BunbD53, NefB53a)	β^- , 2 α (LewisW37) Δ 20.946 (MTW)	A excit (CranH35a) n-capt, sep isotopes, genet (HugD47a)	β^- 13 max α 1.6 (broad peak, with 2.90 level of Be^8)	Li^7 (n, γ) (ImhW59) Li^7 (d, p) (CranH35a, DelL35, FowW37, BayD37, LewisW37, HornW50, YafL50)
Li^9	0.176 s (DosI65) 0.168 s (GardW51, ReaD53) 0.170 s (HoltR52) others (AlbuD63a, NefB63a, SchoR65, ShelR52a, BendP55)	β^- , n, [2 α] (GardW51, HoltR52) Δ 24.97 (MTW)	A excit, cross bomb (GardW51) genet energy levels (AlbuD63a)	β^- 13.61 max n 0.76 α [0.05 (with ground state of Be^8)]	Be^9 (n, p) (AlbuD63a) Be^9 (d, 2p) (GardW51, SchoR65)
${}^6_4\text{Be}$	≈ 0.4 s (TyrH54)	α (TyrH54) Δ 18.37 (MTW)	G excit (TyrH54) nucleus is particle-unstable (AjzF59)		protons on Li, Be (TyrH54)
Be^7	53.6 d (KraJJ53a) 52.9 d (SegE49a) 53.1 d (EnglJ65) 53.0 d (RobeJ59, BouR56, BouR47) 53.5 d (WriH57)	α EC (RumL38) Δ 15.769 (MTW) σ (n, p) 54,000 (GoldmDT64)	A chem, cross bomb, excit (RumL38)	γ 0.477 (10.3%)	Li^6 (d, n) (RumL38, RobeR38, ZioI42) B^{10} (p, α) (RobeR38, MaiH39) C^{12} (He^3 , 2 α) (EnglJ65)
Be^9		% 100 (NierA37a) Δ 11.351 (MTW) σ_c 0.009 (GoldmDT64)			
Be^{10}	2.5×10^6 y sp act + mass spect (MMilE47) 2.9×10^6 y yield (HugD47)	β^- (MMilE46) Δ 12.607 (MTW)	A chem (MMilE46) chem, mass spect (PierAK46)	β^- 0.555 max γ no γ	Be^9 (n, γ) (HugD47, AlbuD50, BellP50c) Be^9 (d, p) (MMilE46, LeviJ47)
Be^{11}	13.6 s (WilkD59, NefB63a, AlbuD58c) 14.1 s (NurM58a)	β^- (AlbuD58c, WilkD59) Δ 20.18 (MTW)	A excit, genet energy levels (AlbuD58c, WilkD59)	β^- 11.5 max γ 2.14 (32%), 4.67 (2.1%), 5.85 (2.4%), 6.79 (4.4%), 7.99 (1.7%)	B^{11} (n, p) (WilkD59, AlbuD58c)
Be^{12}	0.0114 s (PosA65)	α [β^-], n (PosA65) Δ 25 (PosA65, MTW)	C cross bomb (PosA65)		protons on O^{18} , N^{15} , F^{19} , Na^{23} , Al^{27} , O^{16} (PosA65)
${}^8_5\text{B}$	0.77 s (MattE64) 0.78 s (DunnK58) others (ShelR52a)	β^+ , 2 α (AlvL50) Δ 22.923 (MTW)	A excit, cross bomb (AlvL50)	β^+ [14.0 max] α 1.6 (broad peak, with 2.90 level of Be^8) γ [0.511 (200%, γ^\pm)]	Li^6 (He^3 , n) (DunnK58, MattE64)
B^{10}		% 19.6–19.8 (NewD59) 19.58 (ShiuV55) 18.45–18.98 (ThodH48) 19.3 (BentP58) 20.0 (LehW59) Δ 12.052 (MTW) σ (n, α) 3837 (GoldmDT64)			
B^{11}		% 80.2–80.4 (NewD59) 80.42 (ShiuV55) 80.0 (LehW59) 81.7 (BentP58) 81.02–81.55 (ThodH48) Δ 8.6677 (MTW) σ_c 0.005 (GoldmDT64)			
B^{12}	0.0203 s (FishT63, SchaA61) 0.0202 s (PeteRW63) 0.0189 s (KreW59) others (NorE56, BretP53, JelJ48a, BrolJ51, CookB56, CookB57)	β^- (CranH35) β^- 100%, 3 α 1.5% AlbuD63, CookCW57, CookCW58) Δ 13.370 (MTW)	A excit (CranH35, FowW36)	β^- 13.37 max γ 4.43 (1.3%) α 0.195 (1.5%), broad distribution to ≈ 3 MeV	B^{11} (d, p) (CranH35, FowW36, BrolJ51)

Isotope Z A	Half-life	Type of decay (α , β , γ); % abundance; Mass excess (Δ in MeV ($C^{12}=0$); Thermal neutron cross section (σ), barns	Class; Identification; Genetic relationships	Major radiations: approximate energies (MeV) and intensities	Principal means of production
${}^5_5\text{B}^{13}$	0.0186 s (MarqA62)	β^- (MarqA62) no n, lim 0.3% (PosA65) Δ 16.562 (MTW)	B excit (HubbE53, NorE56) excit, genet energy levels (MarqA62)	β^- 13.44 max γ 3.68 (7%)	$\text{B}^{11}(\text{t}, \text{p})$ (MarqA62)
${}^6_6\text{C}^9$	0.127 s (HardJ65a)	β^+ , p, [2 α] (HardJ65a) Δ 29.0 (CerJ66)	B excit, cross bomb (HardJ65a)	p 8.2 (60%), 1.1 (40%), both peaks broad a [0.05, 1.6 (broad peak, with 2.90 level of Be^8)]	$\text{B}^{10}(\text{p}, 2\text{n})$ (HardJ65a) $\text{B}^{11}(\text{p}, 3\text{n})$ (HardJ65a)
C^{10}	19.48 s (EarL62) 19.3 s (BartiF63) 19.1 s (SherrR49)	β^+ (SherrR49) Δ 15.66 (MTW)	A chem, sep isotopes (SherrR48, SherrR49)	β^+ 1.87 max γ 0.511 (200%, γ^\pm), 0.717 (100%), 1.023 (1.7%)	$\text{B}^{10}(\text{p}, \text{n})$ (SherrR48, SherrR49)
C^{11}	20.34 m (KavT64) 20.4 m (FolK62, SmiJ41) 20.5 m (SolA41, PerlmM48, ChrisD50) 20.1 m (ArnS58) 20.3 m (MartiW52) others (KunD53, PoolM52, SiegK44a, DicksJ51, PatJ65)	β^+ 99+%, EC(K) 0.19% (ScoJ57a) Δ 10.648 (MTW)	A excit (CranH34) chem, excit (BarkW39)	β^+ 0.97 max γ 0.511 (200%, γ^\pm)	$\text{B}^{11}(\text{p}, \text{n})$ (BarkW39) $\text{B}^{10}(\text{p}, \gamma)$ (CranH34a, BarkW39) $\text{B}^{10}(\text{d}, \text{n})$ (CocJ35, YosD35, FowW36) $\text{N}^{14}(\text{p}, \text{a})$ (BarkW39)
C^{12}		% 98.892 (limestone CO_2) (NierA50) Δ ≈ 0 σ_c 0.0034 (GoldmDT64)			
C^{13}		% 1.108 (limestone CO_2) (NierA50) Δ 3.125 (MTW) σ_c 0.0009 (GoldmDT64)			
C^{14}	5730 y (GodH62) 5745 y (HugE64, MannWB61) 5680 y (OlsI62) 5568 y (LibW55) (all values by sp act) others (WatD61, EngeA50, JonWM49, MillWW50, ManoG51, HawR49, ReidA46, HawR48, NorL48, YafL48a, CaswR54)	β^- (KameM40) Δ 3.0198 (MTW)	A chem, cross bomb, excit (RubeS41)	β^- 0.156 max average β energy: 0.045 calorimetric (JenkG52) γ no γ	$\text{N}^{14}(\text{n}, \text{p})$ (RubeS41, LibW55)
C^{15}	2.5 s (NelJB64) 2.25 s (DouR56) 2.4 s (HudE50a)	β^- (HudE50) Δ 9.873 (MTW)	A excit, sep isotopes (HudE50) genet energy levels (WarbE65)	β^- 9.82 max (32%), 4.51 max (68%) γ 5.299 (68%)	$\text{C}^{14}(\text{d}, \text{p})$ (HudE50, HudE50a, AlpuD59a)
C^{16}	0.74 s (HinS61a)	$[\beta^-]$, n (HinS61a) Δ 13.69 (MTW)	C excit, decay charac (HinS61a)		$\text{C}^{14}(\text{t}, \text{p})$ (HinS61a)
${}^7_7\text{N}^{12}$	0.01095 s (FishT63) 0.0110 s (PeteRW63) 0.0125 s (AlvL49a)	β^+ , 3 α (AlvL50) β^+ 100%, 3 α 3.0% (MayT62, GlasN63) Δ 17.36 (MTW)	A excit, sep isotopes (AlvL49a) genet energy levels (MayT62, WilkD63a, GlasN63, PeteRW63)	β^+ 16.4 max γ 0.511 (200%, γ^\pm), 4.43 (2.4%) a 0.195 (3%), broad distribution to ≈ 3 MeV	$\text{C}^{12}(\text{p}, \text{n})$ (AlvL49a, AlvL50) $\text{B}^{10}(\text{He}^3, \text{n})$ (PeteRW63)
N^{13}	9.96 m (EbrT65, ArnS58, DaniH58, DaniH57b) 10.05 m (FolK62, BormM65, ChurJ53) 10.08 m (WilkD55) 9.93 m (WardAG39a)	β^+ (CranH34) Δ 5.345 (MTW)	A excit (CuriI34, CranH34)	β^+ 1.20 max γ 0.511 (200%, γ^\pm)	$\text{B}^{10}(\text{a}, \text{n})$ (CuriI34, ElliC35, RideL37a) $\text{C}^{12}(\text{d}, \text{n})$ (CranH34, HafL35, YosD35, FowW36, CocJ35) $\text{C}^{13}(\text{p}, \text{n})$ (AdaRE50) $\text{C}^{12}(\text{p}, \gamma)$ (HafL35, CocJ35)
N^{14}		% 99.635 (NierA50) Δ 2.8637 (MTW) σ (n, p) 1.81 (GoldmDT64)			

Isotope Z A	Half-life	Type of decay (α); % abundance; Mass excess ($\Delta = M - A$), MeV ($C^{12} = 0$); Thermal neutron cross section (σ), barns	Class; Identification; Genetic relationships	Major radiations: approximate energies (MeV) and intensities	Principal means of production
${}^7\text{N}^{15}$		% 0.365 (NierA50) Δ 0.100 (MTW) σ_c 2.4×10^{-5} (GoldmDT64)			
N^{16}	7.14 s (BieJ64) 7.35 s (ElliJ59, BleE47) 7.16 s (GrayP65a) 7.31 s (Malms62) 7.22 s (PinI62) others (MartiHC54, NelJB64, SomH46, CrePA65)	α β^- (LivM34a, FermE34) α 0.0006% (SegR61, SegR61b) α 0.0012% (KauW61) 0.0003% (AlbuD61) Δ 5.685 (MTW)	A: excit (LivM34a, FermE34)	β^- 10.40 max (26%), 4.27 max γ 2.75 (1%), 6.13 (69%), 7.11 (5%) α 1.7	N^{15} (d, p) (AlbuD59a, FowW36) O^{16} (n, p) (ChanW37, BleE47) F^{19} (n, α) (LivM34a, FermE34, NahM36, PolA37) N^{15} (n, γ) (PinI62)
N^{17}	4.16 s (DosI65) 4.14 s (KnaK48) 4.15 s (StepW51)	α β^- , n (KnaK48) Δ 7.87 (MTW)	A: chem, cross bomb (AlvL49, KnaK48, ChupW48)	β^- 8.68 max (1.6%), 7.81 max (2.6%), 4.1 max (95%) γ 0.87 (3%), 2.19 (0.5%) n 0.40 (45%), 1.21 (45%), 1.81 (5%)	N^{15} (t, p) (SilM64) C^{14} (α , p) (StepW51) O^{17} (n, p) (CharR49)
N^{18}	0.63 s (ChasL64)	α β^- (ChasL64) Δ 13.1 (ChasL64, MTW)	A: sep isotopes, genet energy levels (ChasL64)	β^- 9.4 max γ 0.82 (59%), 1.65 (59%), 1.98 (100%), 2.47 (41%)	O^{18} (n, p) (ChasL64)
${}^8\text{O}^{13}$	0.0087 s (MPheR65a)	α $[\beta^+]$, p (MPheR65a) Δ 23.1 (CerJ66)	C: excit, genet energy levels (MPheR65a, BartoR63)	p 6.40 (\uparrow 100), 6.97 (\uparrow 24)	N^{14} (p, 2n) (MPheR65a)
O^{14}	70.91 s (HendD61) 71.0 s (BardR62) 71.3 s (FrickG63) others (BardR60, GerhJ54, SherrR49, BromD57a, KuaH64a)	α β^+ (SherrR49) Δ 8.0080 (MTW)	A: chem, excit (SherrR49) genet energy levels (SherrR53)	β^+ 4.12 max (0.6%), 1.811 max (99%) γ 0.511 (200%, γ^\pm), 2.312 (99%)	N^{14} (p, n) (SherrR49)
O^{15}	123 s (NelJW63) 124 s (PenJ57, KliR54, FolK62) 125 s (CsiJ63a) others (PerezV49, BashS55, KisO57, MMilE35a, BotW39, DuncD51, VasiSS63a)	α β^+ (LivM34) Δ 2.860 (MTW)	A: chem, excit (LivM34, MMilE35a) excit (FowW36, KinL39a)	β^+ 1.74 max γ 0.511 (200%, γ^\pm)	N^{14} (d, n) (LivM34, MMilE35a, FowW36, BrowH50) N^{14} (p, γ) (DubL38, DuncD51) O^{16} (He^3 , α) (WarbE65) C^{12} (α , n) (KinL39a, VasiSS63a)
O^{16}		% 99.759 (air O_2) (NierA50) $\text{O}^{16}/\text{O}^{18}$ variation $\leq 4\%$ (ThodH49, KameM46) Δ -4.7366 (MTW) σ_c 0.00018 (GoldmDT64)			
O^{17}		% 0.037 (air O_2) (NierA50) Δ -0.808 (MTW) σ (n, α) 0.24 (GoldmDT64)			
O^{18}		% 0.204 (air O_2) (NierA50) Δ -0.7824 (MTW) σ_c 0.00021 (GoldmDT64)			
O^{19}	29.1 s (Malms62) 27.2 s (BormM65) 29.4 s (FulH44) 27.0 s (BleE47a)	α β^- (MarsJ43) Δ 3.333 (MTW)	A: excit (NahM36) n-capt (MarsJ43)	β^- 4.60 max γ 0.197 (97%), 1.37 (59%)	O^{18} (n, γ) (MarsJ43, SerL47b, SerL46) O^{18} (d, p) (AlbuD59a)
O^{20}	14 s (SchaG60)	α $[\beta^-]$ (SchaG60) Δ 3.80 (MTW)	B: sep isotopes, excit, genet (SchaG60) parent F^{20} (SchaG60)	β^- [2.75 max] γ 1.06 (100%) daughter radiations from F^{20}	O^{18} (t, p) (SchaG60)

Isotope Z A	Half-life	Type of decay (α, β, γ); % abundance; Mass excess ($\Delta = M - A$), MeV ($C^{12} = 0$); Thermal neutron cross section (σ), barns	Class; Identification; Genetic relationships	Major radiations: approximate energies (MeV) and intensities	Principal means of production
${}^9\text{F}^{17}$	66.6 s (ArnS58) 66 s (KoesL54, WonC54a) others (WarrJ54, NewH35, PerezV50b, HorsR52, PerlM48, DubL38, HestR58, VasiSS62c)	α β^+ (NewH35) Δ 1.952 (MTW)	A cross bomb (WerL34, ElliC34a) chem, excit (NewH35, HaxO35, DubL38)	β^+ 1.74 max γ 0.511 (200%, γ^\pm)	O^{16} (d, n) (NewH35, FowW36, PerezV50b) N^{14} (a, n) (WerL34, ElliC34a, RideL37a)
F^{18}	109.7 m (MahJ64) 109.9 m (EbrT65) others (BendW58, CarlC59, BegK63, HofmI64, BlasJ49, PerlM48, KriR41, JarN55, BormM65, HubeO43, DubL38, SneA37a)	α β^+ 97%, EC 3% (DreR56) Δ 0.872 (MTW)	A chem (SneA37a) chem, sep isotopes, excit (DubL38)	β^+ 0.635 max γ O X-rays, 0.511 (194%, γ^\pm)	O^{18} (p, n) (DubL38) O^{16} (t, n) (MahJ64) O^{16} (He^3 , p) (MahJ64) F^{19} (n, 2n) (BormM65) F^{19} (d, t) (KriR41) Ne^{20} (d, a) (SneA37a)
F^{19}		% 100 (AstF20) Δ -1.486 (MTW) σ_c 0.010 (GoldmDT64)			
F^{20}	11.56 s (MalmS62) 11.4 s (GliS63) 11.2 s (SchaG60) 10.7 s (SnoS50) others (CranH35a, VasiSS59)	α β^- (CranH35a) Δ -0.012 (MTW)	A excit (CranH35, FowW36, NahM36) daughter O^{20} (SchaG60)	β^- 5.41 max γ 1.63 (100%)	F^{19} (n, γ) (SerL47b, GliS63, NahM36) F^{19} (d, p) (CranH35a, FowW36, SnoS50, JelJ50, NemY50)
F^{21}	4.35 s (ForJ65) 4.6 s (KieP63) 5 s (CamE52)	α β^- (KieP63) Δ -0.05 (MTW)	A cross bomb (CamE52) genet energy levels (KieP63)	β^- 5.4 max γ 0.350 (\uparrow 100), 1.38 (\uparrow 13)	O^{18} (a, p) (ForJ65) F^{19} (t, p) (KieP63, HorvP64, HinS62, SilM61a)
F^{22}	4.0 s (VauF65a)	α β^- (VauF65a) Δ 4 (VauF65a, MTW)	B sep isotopes, genet energy levels (VauF65a)	β^- 11 max γ 1.28 (100%), 2.06 (67%)	Ne^{22} (n, p) (VauF65a)
${}^{10}\text{Ne}^{17}$	0.10 s (MPheR64)	α [β^+], p (MPheR64, BartoR63) Δ 33.9 (MPheR64, MTW)	B excit, genet energy levels (MPheR64, BartoR63)	p 4.59	F^{19} (p, 3n) (MPheR64)
Ne^{17}	0.69 s (DAurJ64)	α [β^+], p (DAurJ64)	C cross bomb (DAurJ64) activity not observed (EstR66)		
Ne^{18}	1.5 s (ButlJW61a, FrickG63) 1.6 s (GowJ54) others (EccD61)	α β^+ (GowJ54) Δ 5.319 (MTW)	B excit, cross bomb (GowJ54)	β^+ 3.42 max γ 0.511 (200%, γ^\pm), 1.04 (7%)	F^{19} (p, 2n) (GowJ54) O^{16} (He^3 , n) (FrickG63)
Ne^{19}	17.4 s (EarL62, AlleJS59) 17.7 s (PenJ57) 18.5 s (SchrG52) 18.6 s (BlasJ51b) 18.3 s (AlfWP57) 18.2 s (SherrR49) others (WhiM39, NahM54c, WallR60, VasiSS64)	α β^+ (WhiM39) Δ 1.752 (MTW)	A cross bomb, excit (WhiM39)	β^+ 2.22 max γ 0.511 (200%, γ^\pm)	F^{19} (p, n) (WhiM39, BlasJ51b, SchrG52)
Ne^{20}		% 90.92 (NierA50a) variations in $\text{Ne}^{20}/\text{Ne}^{21}$ and $\text{Ne}^{20}/\text{Ne}^{22}$ (WetG54) Δ -7.042 (MTW)			
Ne^{21}		% 0.257 (NierA50a) Δ -5.730 (MTW)			
Ne^{22}		% 8.82 (NierA50a) Δ -8.025 (MTW) σ_c 0.04 (GoldmDT64)			

Isotope Z A	Half-life	Type of decay ($\frac{A}{Z}$); % abundance; Mass excess ($\Delta = M - A$), MeV ($C^{14} = 0$); Thermal neutron cross section (σ), barns	Class; Identification; Genetic relationships	Major radiations: approximate energies (MeV) and intensities	Principal means of production
$^{10}\text{Ne}^{23}$	37.6 s (PenJ57) 37.5 s (AlleJS59, BurmRL59) 38.0 s (NurM58) 40.2 s (BrowH50a) others (HubeO44, RidlB58, AmaE35, BjeT37)	β^- (PolE40) $\Delta -5.148$ (MTW)	A excit (AmaE35) chem (BjeT37, PolA37)	β^- 4.38 max γ 0.439 (33%), 1.64 (0.9%)	$\text{Ne}^{22}(\text{n}, \gamma)$ (LancH65) $\text{Ne}^{22}(\text{d}, \text{p})$ (PolE40, BrowH50a, PerezV50a) $\text{Na}^{23}(\text{n}, \text{p})$ (AmaE35, NahM36, PolA37, BjeT37, CarlT63)
Ne^{24}	3.38 m (DroB56)	β^- (DroB56) $\Delta -5.95$ (MTW)	B chem, genet (DroB56) ancestor Na^{24} , parent $\text{Na}^{24\text{m}}$ (DroB56)	β^- 1.99 max γ 0.472 (100%, with $\text{Na}^{24\text{m}}$), 0.88 (8%) daughter radiations from Na^{24}	$\text{Ne}^{22}(\text{t}, \text{p})$ (DroB56)
$^{11}\text{Na}^{20}$	0.39 s (MacfR64a, BirgA52a) 0.23 s (ShelR51) 0.25 s (AlvL50)	β^+ , α (AlvL50, ShelR51) $\Delta 7.0$ (PehR65b)	A excit (AlvL50) excit, cross bomb (MacfR64a) daughter Mg^{20} (MacfR64a)	β^+ [11.4 max] γ [0.511 (200%, γ^\pm), 1.63] α 2.14 (\uparrow 100), 2.49 (\uparrow 5), 4.44 (\uparrow 21)	$\text{Ne}^{20}(\text{p}, \text{n})$ (AlvL50) $\text{C}^{12}(\text{B}^{10}, 2\text{n})$, $\text{C}^{12}(\text{B}^{11}, 3\text{n})$ (MacfR64a)
Na^{21}	23.0 s (ArnS58) 21.6 s (WallR60) 22.8 s (SchrG52) 23 s (CreEC40c)	β^+ (PolE40) $\Delta -2.19$ (MTW)	A excit (CreEC40c)	β^+ 2.52 max γ 0.350 (2.3%), 0.511 (200%, γ^\pm)	$\text{Mg}^{24}(\text{p}, \alpha)$ (BradHu48) $\text{Ne}^{20}(\text{p}, \gamma)$ (BrosK47) $\text{Ne}^{20}(\text{d}, \text{n})$ (PolE40)
Na^{22}	2.62 y (WyaE61) 2.58 y (MerW57) 2.60 y (LasL49) others (SahN39)	β^+ 90.6%, EC 9.4% (WilliA64) β^+ 90%, EC 10% (KoniJ58c, SherrR54) β^+ 89%, EC 11% (AlleR55, KreW54a, HageH57) $\Delta -5.182$ (MTW)	A chem, excit (FrisO35)	β^+ 1.820 max (0.05%), 0.545 max γ Ne X-rays, 0.511 (180%, γ^\pm), 1.275 (100%)	$\text{F}^{19}(\alpha, \text{n})$ (FrisO35, LasL37, MagC37) $\text{Mg}^{24}(\text{d}, \alpha)$ (LasL37, AlbuD49)
<u>Na²³</u>		% 100 (SamM36a, WhiF56) $\Delta -9.528$ (MTW) σ_{c} 0.40 (to $\text{Na}^{24\text{m}}$) 0.53 (to Na^{24} by direct production + production via $\text{Na}^{24\text{m}}$) (GoldmDT64)			
Na^{24}	14.96 h (CamP58) 14.95 h (WolFG60) 15.05 h (WyaE61, JozE61, MonaJ62) 14.97 h (LocE53) 15.06 h (SreJ51) 15.10 h (CobJ50) 15.04 h (SolA50) 14.90 h (TobJ55) others (PouA59, LovG60, SinW51, WilsR49, ForS52, WriH57)	β^- (LawE35) $\Delta -8.418$ (MTW)	A chem, excit (FermE34, LawE35) descendant Ne^{24} (DroB56)	β^- 4.17 max (0.003%), 1.389 max (100%) γ 1.369 (100%), 2.754 (100%)	$\text{Na}^{23}(\text{n}, \gamma)$ (AmaE35, SerL47b)
$\text{Na}^{24\text{m}}$	0.0203 s (AlexKF63) 0.0199 s (SchaA61) others (GlagV61, AlexKF60, CamE59, GlagV59, DroB56)	IT, β^- (DroB56) $\Delta -7.945$ (LHP, MTW)	A genet (DroB56) n-capt (FetP62a) daughter Ne^{24} (DroB56)	β^- 6 max γ 0.472	daughter Ne^{24} (DroB56) $\text{Na}^{23}(\text{n}, \gamma)$ (CamE59, AlexKF60) $\text{Na}^{23}(\text{d}, \text{p})$ (SchaA61)
Na^{25}	60 s (RieW44, IweJ55, NahM56) 61 s (HubeO44) 62 s (PerlmM48, BaldG46) 58 s (BleE47a)	β^- (HubeO43b) $\Delta -9.36$ (MTW)	A excit (HubeO43b) genet energy levels (MaeD55)	β^- 3.83 max γ 0.39 (14%), 0.58 (14%), 0.98 (15%), 1.61 (6%)	$\text{Mg}^{25}(\text{n}, \text{p})$ (HubeO43b, BleE47a)
Na^{26}	1.04 s (NurM58) 1.03 s (RobiE61)	β^- (NurM58) $\Delta -7.7$ (MTW)	B excit (NurM58) genet energy levels (RobiE61)	β^- 6.7 max γ 1.82 (100%)	$\text{Mg}^{26}(\text{n}, \text{p})$ (NurM58, RobiE61)
$^{12}\text{Mg}^{20}$	0.6 s (MacfR64a)	$[\beta^+]$ (MacfR64a) $\Delta 16$ (MacfR64a, PehR65b)	C genet (MacfR64a) parent Na^{20} (MacfR64a)		Ne^{20} on Al^{27} (MacfR64a)
Mg^{21}	0.121 s (MPheR65)	$[\beta^+]$, p (MPheR65, BartoR63) $\Delta 10.9$ (MPheR65, MTW)	C excit, cross bomb (MPheR65, BartoR63)	p 3.3, 3.8, 4.58, 6.14	$\text{Na}^{23}(\text{p}, 3\text{n})$ (MPheR65)

Isotope Z A	Half-life	Type of decay ($\alpha, \beta, \gamma, \dots$); % abundance; Mass excess ($\Delta \equiv M-A$), MeV ($C^{12}=0$); Thermal neutron cross section (σ), barns	Class; Identification; Genetic relationships	Major radiations: approximate energies (MeV) and intensities	Principal means of production
$^{12}\text{Mg}^{22}$ (or Al^{23})	0.13 s (TyrH54)	α $\Delta -0.38$ (CerJ66a)	F excit (TyrH54)		protons on Mg (TyrH54)
Mg^{23}	12.1 s (MihM58) 11.9 s (WallR60, HubeO43) 12.3 s (BolF51) 11.6 s (WhiM39) 11 s (HunS54)	α β^+ (WhiM39) $\Delta -5.472$ (MTW)	A excit, cross bomb (WhiM39)	β^+ 3.03 max γ 0.44 (9%), 0.511 (200%, γ^\pm)	Na^{23} (p, n) (WhiM39, DubL40a)
Mg^{24}		% 78.60 (WhiJ48) 78.8 (WhiF56) $\Delta -13.933$ (MTW) σ (total absorption) 0.03 (GoldmDT64)			
Mg^{25}		% 10.11 (WhiJ48) 10.2 (WhiF56) $\Delta -13.191$ (MTW) σ (total absorption) 0.3 (GoldmDT64)			
Mg^{26}		% 11.29 (WhiJ48) 11.1 (WhiF56) $\Delta -16.214$ (MTW) σ_c 0.027 (GoldmDT64)			
Mg^{27}	9.46 m (PouA59) 9.51 m (DaniH53) 9.45 m (SargB53) 9.39 m (LocE53) 9.5 m (ElhJ59, BonaG64) 9.6 m (EklS43, ForS52, SalS65) others (CriE39, HendM35)	α β^- (HendM35) $\Delta -14.583$ (MTW) $\sigma_c < 0.030$ (GoldmDT64)	A chem, excit (AmaE35, HendM35)	β^- 1.75 max γ 0.18 (0.7%), 0.84 (70%), 1.013 (30%)	Mg^{26} (n, γ) (AmaE35, SerL47b)
Mg^{28}	21.2 h (LindnM53) 21.3 h (ShelR53) 21.8 h (IweJ53) 22.1 h (JonJW53) 20.8 h (MarqL53) 21.4 h (WapA53c)	α β^- (LindnM53, ShelR53) $\Delta -15.02$ (MTW)	A chem, genet (LindnM53, ShelR53) parent Al^{28} (LindnM53, ShelR53)	β^- 0.46 max e^- 0.030 γ 0.031 (96%), 0.40 (30%), 0.95 (30%), 1.35 (70%) daughter radiations from Al^{28}	Mg^{26} (t, p) (IweJ53, MidR64b) Mg^{26} (a, 2p) (WapA53c, ShelR53, ShelR54)
$^{13}\text{Al}^{23}$ (or Mg^{22})	0.13 s (TyrH54)	α $\Delta -0.38$ (CerJ66a)	F excit (TyrH54)		protons on Mg (TyrH54)
Al^{24}	2.10 s (GlasN53) 2.0 s (BrecS54) 2.3 s (BirgA52)	α β^+ 100%, $\alpha \approx 10^{-2}\%$ (GlasN55) $\Delta -0.1$ (MTW)	A excit, decay charac (BirgA52)	β^+ 8.5 max γ 0.511 (200%, γ^\pm), 1.368, 2.754, 4.2, 5.3, 7.1 α 2	Mg^{24} (p, n) (BirgA52, BrecS54, GlasN53)
Al^{25}	7.24 s (MullT58a) 7.1 s (ArnS58) 7.3 s (WallR60, BradHu48) 7.6 s (HunS54a, ChurJ53)	α β^+ (BradHu48) $\Delta -8.93$ (MTW)	B excit, sep isotopes (BradHu48)	β^+ 3.24 max γ 0.511 (200%, γ^\pm)	Mg^{24} (p, γ) (HunS54a, ArnS58, MullT58a) Mg^{25} (p, n) (BradHu48)
Al^{26}	7.4×10^5 y sp act + mass spect (RigR58) 8×10^5 y sp act + mass spect (FishP58) others (RigR57)	α β^+ 85%, EC 15% (RigR59) $\Delta -12.211$ (MTW)	A chem, decay charac (SimaJ54) chem, cross bomb, mass spect (RigR58)	β^+ 1.17 max γ Mg X-rays, 0.511 (170%, γ^\pm), 1.12 (4%), 1.81 (100%)	Mg^{26} (p, n) (HandT55a) Mg^{25} (d, n) (RigR59, FergJ58) Si^{28} (d, a) (LauM55)
Al^{26m}	6.37 s (FreeJ65, FreeJ62a) 6.28 s (MullT58a) 6.74 s (MihM58) 6.5 s (KatzL51a, HasR54, ArnS58) 6.7 s (HunS54a, ChurJ53) others (FrickG63, WhiM39, AllaH48, PerlmM48, WafH48)	α β^+ (FrisO34) $\Delta -11.982$ (LHP, MTW)	A excit (FrisO34) cross bomb (HubeO43, BradHu48)	β^+ 3.21 max γ 0.511 (200%, γ^\pm)	Na^{23} (a, n) (FrisO34, MagC37)

Isotope Z A	Half-life	Type of decay (α, β, γ); % abundance; Mass excess ($\Delta = M - A$), MeV ($C^{12} = 0$); Thermal neutron cross section (σ), barns	Class; Identification; Genetic relationships	Major radiations: approximate energies (MeV) and intensities	Principal means of production
<u>13</u> Al ²⁷		% 100 (Baik50, WhiF56) Δ -17.196 (MTW) σ_c 0.235 (GoldmDT64)			
Al ²⁸	2.31 m (ElliJ59, MalmS62) 2.27 m (BarthR53b) 2.30 m (EkiS43) others (CohAV56, SzaA48, IweJ53, FlorJ62)	α β^- (MMilE35) Δ -16.855 (MTW)	A chem, excit (CuriI34b, CuriI34a, FermE34) chem, cross bomb (AmaE35) daughter Mg ²⁸ (LindnM53, ShelR53)	β^- 2.85 max γ 1.780 (100%)	Al ²⁷ (n, γ) (AmaE35, SerL47b, OrsA49, HumV51, MotH52a) daughter Mg ²⁸ (LindnM53, ShelR53)
Al ²⁹	6.6 m (SeiL49) 6.7 m (BethH39) 6.4 m (HendW39) others (MeyA37, IweJ53)	α β^- (BethH39) Δ -18.22 (MTW)	A excit, cross bomb (BethH39)	β^- 2.40 max γ 1.28 (94%), 2.43 (6%)	Mg ²⁶ (α , p) (ElliC36, BethH39, HendW39, SeiL49)
Al ³⁰	3.3 s (RobiE61b) 3 s (PeeE63)	α β^- (RobiE61b) Δ -17.2 (MTW)	C excit, genet energy levels (RobiE61b)	β^- 5.0 max γ [1.27 (46%), 2.23 (61%), 3.51 (39%)	Si ³⁰ (n, p) (RobiE61b, PeeE63)
Al ³⁰	72 s (PeeE63)	α IT (?) (PeeE63)	C chem, sep isotopes (PeeE63)	γ 2.23, 3.51	Si ³⁰ (n, p) (PeeE63)
<u>14</u> Si ²⁵	0.23 s (MPheR65)	α [β^+], p (BartoR63, MPheR56) Δ 4.0 (MPheR65, MTW)	C excit, cross bomb (BartoR63, MPheR65)	p 3.34, 4.08, 4.68, 5.39	Al ²⁷ (p, 3n) (MPheR65)
Si ²⁶	2.1 s (FrickG63, RobiE60) 1.7 s (TyrH54)	α β^+ (RobiE60, FrickG63) Δ -7.13 (MTW)	C excit (RobiE60)	β^+ 3.83 max γ 0.511 (200%, γ^\pm), 0.82 (34%) daughter radiations from Al ^{26m}	Mg ²⁴ (He ³ , n) (RobiE60, FrickG63)
Si ²⁷	4.14 s (MihM58, KusI57) 4.22 s (BubI65) 4.45 s (SumR53) 4.1 s (WallR60, HunS54, VasiSJ60a) others (ElliD41a, WafH48, BolF51)	α β^+ (MCreR40) Δ -12.386 (MTW)	A excit (KueG39)	β^+ 3.85 max γ 0.511 (200%, γ^\pm)	Al ²⁷ (p, n) (KueG39, MCreR40, BarkW40a, CassJ51)
<u>Si</u> ²⁸		% 92.18 (ReynJH53) 92.27 (Baik50) Δ -21.490 (MTW) σ (total absorption) 0.08 (GoldmDT64)			
<u>Si</u> ²⁹		% 4.71 (ReynJH53) 4.68 (Baik50) Δ -21.894 (MTW) σ (total absorption) 0.3 (GoldmDT64)			
<u>Si</u> ³⁰		% 3.12 (ReynJH53) 3.05 (Baik50) Δ -24.439 (MTW) σ_c 0.11 (GoldmDT64)			
Si ³¹	2.62 h (CicJ38, WenA51, DVriL52) 2.65 h (MotH52) 2.59 h (LusE50) others (NewH37, AlleW40, ForS52)	α β^- (NewH35a) Δ -22.96 (MTW)	A n-capt (AmaE35) chem, excit (NewH35a)	β^- 1.48 max γ 1.26 (0.07%)	Si ³⁰ (n, γ) (AmaE35, SerL47b)
Si ³²	\approx 650 y yield (GeiD62) \approx 710 y yield (LindnM53) others (TurA53, RoyL57)	α β^- (LindnM53) Δ -24.08 (BrodR64, MTW)	A chem, genet (LindnM53, TurA54, BrodR64) parent P ³² (LindnM53, TurA54, BrodR64)	β^- 0.21 max γ no γ daughter radiations from P ³²	Si ³⁰ (t, p) (GeiD62) protons on Cl (LindnM53, BrodR64)
<u>15</u> P ²⁸	0.28 s (GlasN55) 0.29 s (BrecS54) 0.27 s (TyrH54)	α β^+ , no α (GlasN55, GlasN53, BrecS54) Δ -7.7 (MTW)	B excit, decay charac (GlasN53, BrecS54)	β^+ 11.0 max γ 0.511 (200%, γ^\pm), 1.780 (75%), 2.6, 4.44 (10%), 4.9, 6.1, 6.7, 7.0, 7.6 (5%)	Si ²⁸ (p, n) (GlasN55, BrecS54, TyrH54)

Isotope Z A	Half-life	Type of decay (α, β); % abundance; Mass excess ($\Delta = M - A$, MeV ($C^{12} = 0$); Thermal neutron cross section (σ), barns	Class; Identification; Genetic relationships	Major radiations: approximate energies (MeV) and intensities	Principal means of production
$^{15}\text{P}^{29}$	4.45 s (RoderH55, RoderH53) 4.2 s (WallR60) 4.6 s (WhiM41)	α β^+ (WhiM41) Δ -16.95 (MTW)	A excit (WhiM41) genet energy levels (RoderH55)	β^+ 3.95 max γ 0.511 (200%, γ^\pm), 1.28 (0.8%), 2.43 (0.2%)	Si^{28} (d, n) (RoderH55)
P^{30}	2.50 m (MDonW63) 2.49 m (EbrT65) 2.51 m (ArnS58) 2.55 m (KoesL54) others (RideL37a, VasiSS62c, FrickG63, BaskK52, CicJ38)	α β^+ (CuriI34) Δ -20.20 (MTW)	A excit (CuriI34, FrisO34)	β^+ 3.24 max γ 0.511 (200%, γ^\pm), 2.23 (0.5%)	Al^{27} (α , n) (FrisO34, CuriI34, RideL37a) S^{32} (d, α) (VasiSS62c, SagR36) Si^{29} (p, γ) (BotW39, BaldG46, PerlM48)
P^{31}		% 100 (AstF20, KerL54) Δ -24.438 (MTW) σ_c 0.19 (GoldmDT64)			
P^{32}	14.28 d (MaraP61) 14.22 d (AndeO57) 14.30 d (CacB38, BayJ50) 14.58 d (RobeJ59) 14.60 d (SinW51) 14.50 d (LocE53) 14.35 d (KlemE48) others (MuldD40)	α β^- (LymE37) Δ -24.303 (MTW)	A chem, n-capt (AmaE35) daughter Si^{32} (LindnM53, TurA54, BrodR64)	β^- 1.710 max average β^- energy: 0.69 calorimetric (ShimN56a, HovV62) 0.70 ion ch (CaswR52, BrabJ53)	P^{31} (n, γ) (SerL47b) S^{34} (d, α) (SagR36) S^{32} (n, p) (AmaE35)
P^{33}	24.4 d (NicR54) 25.2 d (FogI60) 24.8 d (JensE52) 25 d (WestT52, ShelR51a)	α β^- (JensE52, ShelR51a) Δ -26.335 (MTW)	A chem, cross bomb (ShelR51a)	β^- 0.248 max γ no γ	S^{33} (n, p) (ShelR51a, JensE52, WestT52, NicR54, FogI60) Cl^{37} (γ , α) (ShelR51a)
P^{34}	12.4 s (BleE46) 12.7 s (CorkJ40a) 12.5 s (ScaR58)	α β^- (ZunW45) Δ -24.8 (MTW)	B excit (CorkJ40a) chem, excit, cross bomb (BleE46)	β^- 5.1 max γ 2.13 (25%), 4.0 (0.2%)	Cl^{37} (n, α) (ZunW45, HubeO45, BleE46, ScaR58) S^{34} (n, p) (CorkJ40a, ZunW45, BleE46)
$^{16}\text{S}^{29}$	0.19 s (HardJ64)	α [β^+], p (HardJ64) Δ -2.9 (HardJ64, MTW)	C excit, cross bomb (HardJ64)	p 3.73, 5.40	P^{31} (p, 3n) (HardJ64)
S^{30}	1.4 s (FrickG63, RobiE61a)	α β^+ (RobiE61a) Δ -14.09 (MTW)	C excit, genet energy levels (RobiE61a)	β^+ 5.09 max (20%), 4.42 max (80%) γ 0.511 (200%, γ^\pm), 0.687 (80%) daughter radiations from P^{30}	Si^{28} (He^3 , n) (RobiE61a, FrickG63)
S^{31}	2.72 s (MihM58) 2.66 s (HasR52) 2.61 s (LindeKH60) 2.6 s (WallR60, NelJW63, MElhJ49) 2.4 s (HunS54) others (ElliD41a, WhiM41, BolF51, VasiSS63)	α β^+ (WhiM41) Δ -18.99 (MTW)	A excit, cross bomb (WhiM41, ElliD41a)	β^+ 4.42 max γ 0.511 (200%, γ^\pm), 1.27 (1.1%)	P^{31} (p, n) (WhiM41) Si^{28} (α , n) (ElliD41, ElliD41a, KinL40)
S^{32}		% 95.0 (BradP56) 95.018 (meteoritic sulfur) (MacnJ50a) terrestrial $\text{S}^{32}/\text{S}^{34}$ variation $\leq 5\%$ (TudA50) $\text{S}^{32}/\text{S}^{34}$ variation (KulJ56) Δ -26.013 (MTW)			
S^{33}		% 0.760 (BradP56) 0.750 (meteoritic sulfur) (MacnJ50a) Δ -26.583 (MTW)			
S^{34}		% 4.22 (BradP56) 4.215 (meteoritic sulfur) (MacnJ50a) Δ -29.934 (MTW) σ_c 0.27 (GoldmDT64)			

Isotope Z A	Half-life	Type of decay (λ); % abundance; Mass excess ($\Delta = M - A$), MeV ($C^{12}=0$); Thermal neutron cross section (σ), barns	Class; Identification; Genetic relationships	Major radiations: approximate energies (MeV) and intensities	Principal means of production
$^{35}_{16}\text{S}$	87.9 d (FlyK65a) 86.4 d (CoopR59) 87.2 d (SelH58) 89 d (WyaE61, CaliJ59) 87 d (HendR43) 88 d (LeviH40, KameM41) others (SerL47b, CoolR39, MauW49, RudG52)	β^- (LibW39) Δ -28.847 (MTW)	A chem, excit (AndeEB36a) chem, cross bomb, excit (KameM41) sep isotopes (KameM42)	β^- 0.167 max average β^- energy: 0.0488 calorimetric (ConnR57, HovV64) γ no γ	$\text{S}^{34}(\text{n}, \gamma)$ (SerL47b) $\text{Cl}^{37}(\text{d}, \alpha)$ (KameM41)
$\underline{\text{S}^{36}}$		% 0.014 (BradP56) 0.017 (meteoritic sulfur) (MacnJ50a) Δ -30.66 (MTW) σ_c 0.14 (GoldmDT64)			
S^{37}	5.07 m (ElliJ59) 5.04 m (BleE46) others (ScaR58)	β^- (ZunW45) Δ -27.0 (MTW)	B chem, excit, cross bomb (ZunW45, BleE46)	β^- 4.7 max (10%), 1.6 max (90%) γ 3.09 (90%)	$\text{S}^{36}(\text{n}, \gamma)$ $\text{Cl}^{37}(\text{n}, \text{p})$ (BleE46, ZunW45, ScaR58)
S^{38}	2.87 h (NetD58)	β^- (NetD58) Δ -26.8 (MTW)	B chem, genet (NetD58) parent Cl^{38} , not parent $\text{Cl}^{38\text{m}}$ (NetD58)	β^- 3.0 max (5%), 1.1 max γ 1.88 (95%) daughter radiations from Cl^{38}	$\text{Cl}^{37}(\alpha, 3\text{p})$ (NetD58)
$^{32}_{17}\text{Cl}$	0.306 s (GlasN53) 0.32 s (BrecS54) 0.28 s (TyrH54) others (LeiO56)	β^+ , $\alpha = 0.01\%$ (GlasN53) Δ -12.8 (MTW)	B excit, genet energy levels (GlasN53, GlasN55, TyrH54)	β^+ 9.9 max γ 0.511 (200%, γ^\pm), 2.24 (70%), 4.29 (7%), 4.77 (14%)	$\text{S}^{32}(\text{p}, \text{n})$ (GlasN53)
Cl^{33}	2.53 s (MullT58a) 2.9 s (WallR60) 2.4 s (WhiM41) 2.8 s (HoaJ40, SchelA48) others (VasiSS62c, BolF51, TyrH54)	β^+ (WhiM41) Δ -21.01 (MTW)	A excit (HoaJ40, WhiM41)	β^+ 4.55 max γ 0.511 (200%, γ^\pm), 2.9 (0.3%)	$\text{S}^{32}(\text{d}, \text{n})$ (HoaJ40, SchelA48) $\text{S}^{33}(\text{p}, \text{n})$ (WhiM41)
Cl^{34}	1.56 s (FreeJ65, JaneJ61) 1.61 s (MihM58) 1.53 s (KIR54) others (StahP53, ArbW53a, ScaR58)	β^+ (StahP53a, ArbW53) Δ -24.45 (MTW)	A genet (ArbW53, StahP53a) excit (FreeJ65) daughter $\text{Cl}^{34\text{m}}$ (ArbW53a)	β^+ 4.46 max γ 0.511 (200%, γ^\pm)	daughter $\text{Cl}^{34\text{m}}$ (ArbW53a) $\text{P}^{31}(\alpha, \text{n})$ (JaneJ61)
$\text{Cl}^{34\text{m}}$	31.99 m (EbrT65) 32.40 m (GreeD56) 32.5 m (HinN52a) 33.2 m (WafH48) 33.0 m (PerlmM48) others (ScaR58, TohT60, SagR36, BranH38)	β^+ $\approx 50\%$, IT $\approx 50\%$ (ArbW53, StahP53a) Δ -24.31 (LHP, MTW)	A chem, excit (FrisO34, SagR36) parent Cl^{34} (ArbW53a)	β^+ 2.48 max e^- 0.142 γ Cl X-rays, 0.145 (45%), 0.511 (100%, γ^\pm), 1.17 (12%), 2.12 (38%), 3.30 (12%) daughter radiations from Cl^{34}	$\text{P}^{31}(\alpha, \text{n})$ (FrisO34, RideL37a, BranH38)
$\underline{\text{Cl}^{35}}$		% 75.53 (BoydA55) 75.79 (ShieW62) 75.4 (NierA36) $\text{Cl}^{35}/\text{Cl}^{37}$ variation <0.2% (OweH55) Δ -29.015 (MTW) σ_c 44 (GoldmDT64)			
Cl^{36}	3.08×10^5 y sp act + mass spect (BarthR55) 2.6×10^5 y sp act, yield (WriH57) 4.4×10^5 y sp act (WuC49) others (SerL47b)	β^- 98.1%, EC 1.9%, β^+ 0.0012% (DreR55, DouP62a) β^+ 0.002% (BereD62a) Δ -29.520 (MTW) σ_c 100 (GoldmDT64)	A chem, n-capt (GrahD41)	β^- 0.714 max γ S X-rays, 0.511 (0.003%, γ^\pm)	$\text{Cl}^{35}(\text{n}, \gamma)$ (GrahD41, SerL47b)
$\underline{\text{Cl}^{37}}$		% 24.47 (BoydA55) 24.6 (NierA36) 24.20 (ShieW62) $\text{Cl}^{35}/\text{Cl}^{37}$ variation <0.2% (OweH55) Δ -31.765 (MTW) σ_c 0.4 (to Cl^{38}) 0.005 (to $\text{Cl}^{38\text{m}}$) (GoldmDT64)			

Isotope Z A	Half-life	Type of decay ($\alpha, \beta, \gamma, \dots$); % abundance; Mass excess ($\Delta \equiv M - A$), MeV ($C^{12} = 0$); Thermal neutron cross section (σ), barns	Class; Identification; Genetic relationships	Major radiations: approximate energies (MeV) and intensities	Principal means of production
$^{38}_{17}\text{Cl}$	37.29 m (CobJ50) 37.1 m (MonaJ62) others (VVoos56, HoleN46, HurD37, MacqP55, CurrS40a, SlaH45, MacqP54a)	β^- (KuriF36) Δ -29.80 (MTW)	A chem, n-capt (AmaE35) chem, sep isotopes (KenJ40) daughter S^{38} (NetD58)	β^- 4.91 max γ 1.60 (38%), 2.170 (47%)	Cl^{37} (n, γ) (AmaE35, KenJ40, SerL47b, AkaH41)
Cl^{38m}	0.74 s (KieP62b) 1.0 s (SchaG54)	IT (KieP62b) Δ -29.13 (LHP, MTW)	C n-capt, sep isotopes (SchaG54)	γ 0.66 (100%) e 0.66	Cl^{37} (n, γ) (KieP62b, SchaG54)
Cl^{39}	55.5 m (HasR49) others (RudG52, MillDR48a)	β^- (HasR49) Δ -29.80 (MTW)	A chem (MillDR48a) chem, excit (HasR49)	β^- 3.45 max (7%), 2.18 max (8%), 1.91 max γ 0.246 (44%), 1.27 (50%), 1.52 (42%)	Ar^{40} (α , ap) (PenJ56) Ar^{40} (γ , p) (HasR49, HasR50)
Cl^{40}	1.4 m (MoriH56)	β^- (MoriH56) Δ -27.5 (MTW)	B chem, genet energy levels (MoriH56)	β^- 7.5 max γ 1.46 (\uparrow 100), 2.83 (\uparrow 100), 3.10, 5.8	Ar^{40} (n, p) (GrayP65, MoriH56)
$^{33}_{18}\text{Ar}$	0.18 s (ReeP64, HardJ65)	$[\beta^+]$, p (ReeP64, HardJ65) Δ -9.5 (ReeP64, MTW)	C excit, decay charac (ReeP64)	p 3.16	Cl^{35} (p, 3n) (HardJ65) S^{32} (He^3 , 2n) (ReeP64)
Ar^{35}	1.83 s (KisO56, AlleJS59) 1.76 s (NelJW63) 1.88 s (ElliD41) 1.84 s (ScheLA48) 1.8 s (WallR60)	β^+ (ElliD41, WhiM41) Δ -23.05 (MTW)	A excit (WhiM41, KinL40)	β^+ 4.94 max γ 0.511 (200%, γ^\pm), 1.22 (5%), 1.76 (2%)	S^{32} (α , n) (KinL40, ScheLA48) Cl^{35} (p, n) (WhiM41)
$\underline{\text{Ar}^{36}}$		% 0.337 (NierA50) $\text{Ar}^{36}/\text{Ar}^{38}$ variations (WetG54, FleW53) Δ -30.232 (MTW) σ_c 6 (GoldmDT64)			
Ar^{37}	35.1 d (StoeR65) 34.3 d (KisR59) 35.0 d (MiskJ52, PerlmM53) 34.1 d (WeimP44) 32 d (AndeC53)	EC (WeimP44, RodebG52) Δ -30.951 (MTW)	A chem, cross bomb (WeimP41)	γ Cl X-rays, continuous bremsstrahlung to 0.81 (weak)	Cl^{37} (p, n), Cl^{37} (d, 2n), S^{34} (α , n), K^{39} (d, α), Cl^{37} (d, 2n), Ca^{40} (n, α) (WeimP44, WeimP41) Ar^{36} (n, γ)
$\underline{\text{Ar}^{38}}$		% 0.063 (NierA50) $\text{Ar}^{36}/\text{Ar}^{38}$ variations (WetG54, FleW53) Δ -34.718 (MTW) σ_c 0.8 (GoldmDT64)			
Ar^{39}	269 y sp act (StoeR65) \approx 265 y sp act (ZelH52)	β^- (BrosA50) Δ -33.24 (MTW)	B chem, excit (ZelH52)	β^- 0.565 max γ no γ	neutrons on KCl (ZelH52) Ar^{38} (n, γ) (KatsS52)
$\underline{\text{Ar}^{40}}$		% 99.600 (NierA50) Δ -35.038 (MTW) σ_c 0.61 (GoldmDT64)			
Ar^{41}	1.83 h (HalgW51, PauH64, KatsS52, SneA36) 1.82 h (BleE46b) 1.85 h (SchwaA56)	β^- (SneA36) Δ -33.061 (PauH64, MarlK65, MTW) σ_c 0.5 (StoeR65)	A chem, excit (SneA36) mass spect (AndeG54)	β^- 2.49 max (0.8%), 1.198 max γ 1.293 (99%)	Ar^{40} (n, γ) (SneA36)
Ar^{42}	33 y sp act (StoeR65) others (HonM64, KatsS52)	$[\beta^-]$ (KatsS52) Δ -34.42 (MTW)	B chem, genet (KatsS52) parent K^{42} (KatsS52)	[daughter radiations from K^{42}]	Ar^{40} (n, γ) Ar^{41} (n, γ) Ar^{42} (KatsS52) Ar^{40} (t, p) (JarN61)
$^{37}_{19}\text{K}$	1.23 s (SchweF58) 1.25 s (KavR64a) others (SunC58, WallR60, BolF51, LangmR48, TyrH54)	β^+ (BolF51) Δ -24.79 (KavR64a, MTW)	C excit (LangmR48)	β^+ 5.14 max γ 0.511 (200%, γ^\pm), 2.79 (2.0%)	Ca^{40} (p, α) (WallR60, SunC58, SchweF58, KavR64a)

Isotope Z A	Half-life	Type of decay (α , β); % abundance; Mass excess (Δ in MeV ($C^{12}=0$); Thermal neutron cross section (σ), barns	Class; Identification; Genetic relationships	Major radiations: approximate energies (MeV) and intensities	Principal means of production
$^{38}_{19}\text{K}$	7.71 m (EbrT65) 7.67 m (BormM65) 7.7 m (HurD37, RideL37a, GredD56) others (RamsM47, PerlmM48, SalG63, PhiE65a)	β^+ (HurD37) Δ -28.79 (MTW)	A chem, cross bomb (HurD37, HendW37)	β^+ 2.68 max γ 0.511 (200%, γ^{\pm}), 2.170 (100%)	Cl^{35} (a, n) (HurD37, RideL37a, HendW37, RamsM47) Ca^{40} (d, a) (HurD37)
$\text{K}^{38\text{m}}$	0.95 s (JaneJ61, StahP53b) 0.94 s (LindKH60, KliR54) 0.97 s (MihM58)	β^+ (StahP53, StahP53b) no IT (GoldmD62) Δ -28.66 (LHP, MTW)	C excit (StahP53, StahP53b, KliR54)	β^+ 5.0 max γ 0.511 (200, γ^{\pm})	Cl^{35} (a, n) (LindKH60, JaneJ61) K^{39} (γ , n) (StahP53b, KliR54, GoldmD62) Ca^{40} (d, a) (JaneJ63, MicS65, HasY59)
K^{39}		% 93.22 (KenB60) 93.08 (NierA50) others (WhiF56, ReuC56, ReuC52, CookK43) Δ -33.803 (MTW) σ_c 2.0 (GoldmDT64)			
K^{40}	$t_{1/2}$ 1.26×10^9 y assuming $t_{1/2}(\beta^-)$ = 1.42×10^9 y and $\beta^-/(\beta^- + \text{EC}) = 0.89$ $t_{1/2}(\beta^-)$ sp act: 1.415×10^9 y (LeuH65a) 1.42×10^9 y (GleL61) 1.37×10^9 y (BrinGA65, KonoS55) 1.45×10^9 y (MNaiA56) 1.47×10^9 y (KellWH59) 1.48×10^9 y (FleD62) 1.35×10^9 y (SutA55) others (WetG56, SawG50, HouF50, SmaB50, GooML51a, Graft48, FloyJ49, StouR49, SpierF50, FauWR50, DelC51, MNaiA55) sp act of 1.460 Y: (WetG57, BackeG55a, BurcP53, AhrL48, SutA55, FauWR50, HouF50, SawG49, SpierF50) sp act of EC(K): (HeiJ54)	β^- 89%, EC 11%, β^+ 0.0010% (MNaiA56, EngeD62) β^- 89.5%, EC 10.3%, β^+ 0.00013% (LeuH65a) others (MNaiA55, IngM50b, Graft51, SutA55, SpierF50, SawG50, CecM50, FauWR50, HouF50, MousuA52, ShilH54, WasG55, AldL56, WasG54, RusR53, ShilH54a, WetG56) % 0.118 (KenB60, ReuC52, ReuC56, WhiF56) 0.119 (NierA50) Δ -33.533 (MTW) σ_c 70 (GoldmDT64)	A chem (ThomJ05, CamN06) chem, mass spect (SmyW37)	β^- 1.314 max β^+ 0.483 max γ Ar X-rays, 1.460 (11%)	
K^{41}		% 6.77 (KenB60) 6.91 (NierA50) Δ -35.552 (MTW) σ_c 1.2 (GoldmDT64)			
K^{42}	12.36 h (MerJ62) 12.52 h (BurcP53) 12.4 h (SiegK47c, KahB53, MackJ59, HurD37) 12.5 h (WriH57, MonaJ62, SinW51)	β^- (KuriF36) Δ -35.02 (MTW)	A chem, n-capt (AmaE35) chem, cross bomb (HevG35, HevG36) mass spect (AndeG54) daughter Ar ⁴² (KatcS52)	β^- 3.52 max γ 0.31 (0.2%), 1.524 (18%)	K^{41} (n, γ) (AmaE35, HurD37, SerL47b)
K^{43}	22.4 h (OveR49, AndeG54) 22.0 h (LindqT54)	β^- (OveR49) Δ -36.58 (MTW)	A chem, excit (OveR49) mass spect (AndeG54)	β^- 1.82 max (1%), 1.2 max (3%) 0.83 max γ 0.220 (3%), 0.373 (85%), 0.39 (18%, doublet), 0.59 (13%), 0.619 (81%), 1.01 (2%)	Ar ⁴⁰ (a, p) (LasN64, OveR49, BencN59)
K^{44}	22.0 m (CohB54, HilleP61) 22.3 m (SugiyK60) others (WalkH37a, WalkH40b)	β^- (WalkH37a) Δ -36.3 (HilleP61, MTW)	A chem, excit (WalkH37a) chem, sep isotopes, cross bomb (CohB54) mass spect (AndeG54)	β^- 5.2 max γ 1.156 (61%), 1.74 (8%), 2.1 (37%), complex, 2.6 (7%), 3.7 (4%)	Ca ⁴⁴ (n, p) (CohB54, WalkH37a, WalkH40b, HilleP61, SugiyK60)
K^{45}	16.3 m (ChacK65) 20 m (MoriH64) 34 m (AndeG54)	β^- (MoriH64) Δ -36.6 (MTW)	B chem, genet energy levels (MoriH64) mass spect (AndeG54)	β^- 4.0 max, 2.1 max γ 0.175 (strong), 0.50, 0.95 (complex?), 1.23, 1.71 (strong), 1.90, 2.10, 2.35, 2.60, 3.1	Ca ⁴⁸ (d, an) (MoriH64)

Isotope Z A	Half-life	Type of decay (α, β, γ); % abundance; Mass excess ($\Delta = M - A$, MeV ($C^{12} = 0$); Thermal neutron cross section (σ), barns	Class; Identification; Genetic relationships	Major radiations: approximate energies (MeV) and intensities	Principal means of production
$^{47}_{19}\text{K}$	17.5 s (KuroT64)	β^- (KuroT64) Δ -36.3 (MTW)	B chem, sep isotopes, excit (KuroT64)	β^- 6.1 max (1%), 4.1 max γ 2.0 (84%), 2.6 (15%)	Ca^{48} (γ, p) (KuroT64)
$^{37}_{20}\text{Ca}$	0.173 s (HardJ64a) 0.170 s (ReeP64)	β^+ [β^+], p (HardJ64a, ReeP64) Δ -13.3 (ReeP64, MTW)	C excit, decay charac (ReeP64, HardJ64a)	p 3.10	K^{39} (p, 3n) (HardJ64a) Ca^{40} (p, d2n) (HardJ64a) Ar^{36} ($\text{He}^3, 2n$) (ReeP64)
Ca^{38}	0.66 s (CliJ57)	β^+ (CliJ57) Δ -22 (MTW)	C excit, decay charac (CliJ57)	γ 0.511 [200%, γ^\pm], 3.5 [daughter radiations from K^{38m}]	Ca^{40} ($\gamma, 2n$) (CliJ57)
Ca^{39}	0.87 s (LindKH60) 0.86 s (MihM58) 0.88 s (KisO58) 0.90 s (KliR54) others (WallR60, SumR53, BraaR53, HubeO43, BagJ64)	β^+ (HubeO43) Δ -27.30 (MTW)	B excit (HubeO43, MElhJ49)	β^+ 5.49 max γ 0.511 (200%, γ^\pm)	K^{39} (p, n) (KisO58, WallR60) Ca^{40} (γ, n) (MihM58, WafH48, HubeO43, MElhJ49, KliR54)
Ca^{40}		% 96.97 (NierA38a) Δ -34.848 (MTW) σ (total absorption) 0.23 (GoldmDT64)			
Ca^{41}	8×10^4 y yield (DroJ62) others (BrowF53b)	EC (BrowF51) Δ -35.125 (JohnCH64, MTW)	B chem, n-capt, sep isotopes (BrowF51) others (SaiV51)	γ potassium X-rays	Ca^{40} (n, γ) (BrowF51, SaiV51, BrowF53, DroJ62)
Ca^{42}		% 0.64 (NierA38a) Δ -38.540 (MTW) σ (total absorption) 42 (GoldmDT64)			
Ca^{43}		% 0.145 (NierA38a) Δ -38.396 (MTW)			
Ca^{44}		% 2.06 (NierA38a) Δ -41.460 (MTW) σ_c 0.7 (GoldmDT64)			
Ca^{45}	165 d (WyaE61) 167 d (CaliJ59) 153 d (ThirH57) 164 d (DelC53) others (MatthD47, WalkH40b)	β^- (WalkH40b) Δ -40.809 (MTW)	A chem, excit, cross bomb (WalkH40b)	β^- 0.252 max average β^- energy: 0.075 ion ch (CaswR52)	Ca^{44} (n, γ) (WalkH40b, SerL47b)
Ca^{46}		% 0.0033 (NierA38a) Δ -43.14 (MTW) σ_c 0.3 (GoldmDT64)			
Ca^{47}	4.535 d (GilmC64) 4.53 d (WyaE61) 4.56 d (GleG64) 4.7 d (LangeL63a, LidL56) others (BatzR51a, MarqL53a, CorkJ53a, LyoW55c)	β^- (MatthD47) Δ -42.35 (MTW)	A chem, genet (BatzR51a) parent Sc^{47} (BatzR51a, CookL53)	β^- 1.98 max (18%), 0.67 max γ 0.49 (5%), 0.815 (5%), 1.308 (74%) daughter radiations from Sc^{47}	Ca^{46} (n, γ) (CorkJ53e, CookL53)
Ca^{48}	$t_{1/2} (\beta^-) > 1.1 \times 10^{18}$ y sp act (AwmM56) $t_{1/2} (\beta\beta) > 7 \times 10^{18}$ y sp act (DobE59) others (BelIV58, JonJW52, MCarJ55, FremJ52, DobE57, AwmM56)	% 0.185 (NierA38a) Δ -44.22 (MTW) σ_c 1.1 (GoldmDT64)			
Ca^{49}	8.8 m (OKelG56) 8.9 m (MartiDW56a) 8.5 m (DMatE50)	β^- (DMatE50) Δ -41.29 (MTW)	A chem, n-capt, sep isotopes (DMatE50)	β^- 1.95 max γ 3.10 (89%), 4.1 (10%) daughter radiations from Sc^{49}	Ca^{48} (n, γ) (DMatE50)

Isotope Z A	Half-life	Type of decay (λ); % abundance; Mass excess ($\Delta=M-A$), MeV ($C^{12}=0$); Thermal neutron cross section (σ), barns	Class; Identification; Genetic relationships	Major radiations: approximate energies (MeV) and intensities	Principal means of production
$^{20}\text{Ca}^{50}$	9 s (ShidY64a)	λ $[\beta^-]$ (ShidY64a) Δ -41 (ShidY64a, MTW)	C excit, decay charac (ShidY64a)	γ 0.072, 0.258 (with $\text{Sc}^{50\text{m}}$) daughter radiations from Sc^{50}	Ca^{48} (t, p) (ShidY64a)
$^{21}\text{Sc}^{40}$	0.179 s (SchweF62) 0.22 s (GlasN55) others (TyrH54)	λ β^+ (GlasN55) Δ -20.3 (RickM65, MTW)	C excit (GlasN55)	β^+ 9.1 max γ 0.511 (200%, γ^\pm), 3.75 [100%]	Ca^{40} (p, n) (GlasN55, SchweF62)
Sc^{41}	0.60 s (YouD65) 0.55 s (CramJ62) 0.87 s (MartiW52, ElliD41a, WallR60)	λ β^+ (ElliD41) Δ -28.63 (MTW, JohnCH64)	B excit (ElliD41a, YouD65)	β^+ 5.47 max γ [0.511 (200%, γ^\pm)]	Ca^{40} (p, γ) (YouD65) Ca^{40} (d, n) (ElliD41a, ElliD41, CramJ62)
Sc^{42}	0.683 s (FreeJ65a) 0.65 s (NelJW65) 0.68 s (CloJ57) 0.69 s (JaneJ61) 0.62 s (MoriH55)	λ β^+ (MoriH55) Δ -32.109 (FreeJ65a, MTW)	C decay charac (MoriH55) excit (CloJ57, NelJW65)	β^+ [5.41 max] γ 0.511 (200%, γ^\pm)	K^{39} (a, n) (MoriH55, JaneJ61, NelJW65)
$\text{Sc}^{42\text{m}}$	60.6 s (NelJW65) 62.0 s (RogeP63)	λ β^+ (RogeP63) Δ -31.58 (LHP, MTW, FreeJ65a)	A chem, cross bomb, excit, genet energy levels (RogeP63)	β^+ 2.82 max γ 0.438 (100%), 0.511 (200%, γ^\pm), 1.22 (100%), 1.52 (100%)	K^{39} (a, n) (RogeP63, NelJW65)
Sc^{43}	3.92 h (HibC45) 3.95 h (DuvJ53) 3.84 h (AndeG54) others (WalkH40)	λ β^+ (FrisO35), [EC] Δ -36.17 (MTW)	A chem, excit (FrisO35) mass spect (AndeG54)	β^+ 1.20 max γ [Ca X-rays], 0.375 (22%), 0.511 [176%, γ^\pm]	Ca^{40} (a, p) + Ca^{40} (a, n) Ti^{43} (β^-) (FrisO35, WalkH40)
Sc^{44}	3.92 h (HibC45) 3.90 h (AndeG54) others (BruneJ50, WalkH40, SmiG42)	λ β^+ , EC (HibC45) EC \approx 5% (DillL63) \approx 3% (KoniJ58c) \approx 7% (BluJ55) Δ -37.81 (MTW)	A chem, excit (CorkJ38) mass spect (AndeG54) daughter Ti^{44} (SharpRA54)	β^+ 1.47 max γ 0.511 (188%, γ^\pm), 1.159 (100%)	daughter Ti^{44} (SharpRA54, DillL63) daughter $\text{Sc}^{44\text{m}}$ (KliJ63) K^{41} (a, n) (BruneJ50, WalkH40, HibC43)
$\text{Sc}^{44\text{m}}$	2.44 d (HibC45) 2.46 d (AndeG54) others (BruneJ50, WalkH40, RudG52)	λ IT 98.6%, EC 1.4% (DillL63) Δ -37.54 (LHP, MTW)	A chem, excit, cross bomb (WalkH37) mass spect (AndeG54)	γ Sc X-rays, 0.271 (86%), 1.02 (1.3%), 1.14 (2.7%, doublet) e^- 0.267 daughter radiations from Sc^{44}	K^{41} (a, n) (BruneJ50, WalkH40, HibC43)
Sc^{45}		% 100 (LelW50, HollaR64) Δ -41.061 (MTW) σ_c 13 (to Sc^{46}) 10 (to $\text{Sc}^{46\text{m}}$) (GoldmDT64)			
Sc^{46}	83.9 d (GeiKW57) 84.1 d (SchumR56) 84.2 d (WriH57) others (MurH54, AzuR55, WalkH39)	λ β^- , no EC (Milla47) no β^+ , lim 0.0016% (MimW51) Δ -41.756 (MTW)	A n-capt, chem (HevG36) chem, excit, cross bomb (WalkH37b)	β^- 1.48 max (0.004%), 0.357 max γ Ti X-rays, 0.889 (100%), 1.120 (100%)	Sc^{45} (n, γ) (HevG36, WalkH37b, SerL47b)
$\text{Sc}^{46\text{m}}$	19.5 s (DMatE51) 20 s (HammB52a, GoldhM48)	λ IT (GoldhM48) Δ -41.614 (LHP, MTW)	A n-capt, neutron resonance activation (GoldhM48)	γ [Sc X-rays], 0.142 e^- [0.138]	Sc^{45} (n, γ) (GoldhM48)
Sc^{47}	3.43 d (KriN49) 3.44 d (MarqL53a, DuvJ53) 3.40 d (CorkJ53e, MistrS64)	λ β^- (HibC45a) Δ -44.326 (MTW)	A chem, cross bomb (HibC45a) sep isotopes (KriN49) mass spect (AndeG54) daughter Ca^{47} (BatzR51a, CookL53)	β^- 0.600 max γ 0.160 (73%)	daughter Ca^{47} (BatzR51a, CookL53)
Sc^{48}	1.83 d (WalkH40, KriN49, PouA59, AndeG54, RudG52) 1.84 d (HillmM63) 1.81 d (HibC45a) others (MandeC42)	λ β^- (WalkH37c) Δ -44.51 (MTW)	A chem, excit (WalkH37c) sep isotopes (KriN49) mass spect (AndeG54)	β^- 0.65 max γ 0.175 (6%), 0.983 (100%), 1.040 (100%), 1.314 (100%)	V^{51} (n, a) (WalkH37c, PoolM37, WalkH40) Ti^{50} (d, a) (KriN49) Ca^{48} (p, n) (HibC45a) Ca^{48} (d, 2n) (SmiG42, MandeC42, MandeC43a)
Sc^{49}	57.5 m (RezI61a) 57 m (WalkH40, OKelG56, KoesL54)	λ β^- (WalkH40) Δ -46.55 (MTW)	A chem, excit, cross bomb (WalkH40) sep isotopes (KoesL54, OKelG56)	β^- 2.01 max γ 1.76 (0.03%)	Ca^{48} (d, n) (WalkH40)

Isotope Z A	Half-life	Type of decay (α, β, γ); % abundance; Mass excess ($\Delta = M - A$, MeV ($C^{12} = 0$); Thermal neutron cross section (σ), barns	Class; Identification; Genetic relationships	Major radiations: approximate energies (MeV) and intensities	Principal means of production
$^{50}_{21}\text{Sc}$	1.72 m (KantJ63b) 1.7 m (ChilG63) others (KoehD63, MoriH55a) no 23 m activity (KantJ63b, KoehD63)	α β^- (MoriH55a) Δ -45.0 (MTW)	C excit (MoriH55a) excit, sep isotopes (KoehD63)	β^- 3.6 max γ 0.520 (100%), 1.12 (100%), 1.55 (100%)	Ti ⁵⁰ (n, p) (KoehD63, ChilG63, MoriH55a) Ca ⁴⁸ (t, n) (ShidY64a)
$^{50}_{21}\text{Sc}$	0.35 s (KarrM63a, KantJ63b)	α IT, no β^- , lim 10% (KarrM63a) Δ -44.7 (LHP, MTW)	C excit, sep isotopes (KarrM63a)	γ 0.258 daughter radiations from Sc ⁵⁰	Ti ⁵⁰ (n, p) (KarrM63a) Ca ⁴⁸ (t, n) (ShidY64a)
$^{41}_{22}\text{Ti}$	0.090 s (ReeP64)	α [β^+], p (ReeP64) Δ -15.9 (ReeP64, MTW)	C excit, decay charac (ReeP64)	p 2.3 (\uparrow 8), 3.05 (\uparrow 17), 3.68 (\uparrow 16), 4.12 (\uparrow 4), 4.64 (\uparrow 50), 5.30 (\uparrow 5)	Ca ⁴⁰ (He ³ , 2n) (ReeP64)
$^{43}_{22}\text{Ti}$	0.56 s (JaneJ61) 0.58 s (TyrH54) others (SchelA48, VasiSS61)	α β^+ (JaneJ61) Δ -29.3 (MTW)	C excit (SchelA48) excit, decay charac (JaneJ61)	β^+ 5.8 max γ [0.511 (200, γ^\pm)]	Ca ⁴⁰ (a, n) (SchelA48, JaneJ61, VasiSS63)
$^{44}_{22}\text{Ti}$	48 y (MorelP65) 46 y (WingJ65) others (HuiJ57)	α EC (SharpRA54) Δ -37.66 (MTW)	A chem, genet (SharpRA54, HuiJ57, DillL63) parent Sc ⁴⁴ , not parent Sc ^{44m} (SharpRA54, DillL63, HuiJ57)	γ [Sc X-rays], 0.068 (90%), 0.078 (98%) e^- 0.065, 0.073 daughter radiations from Sc ⁴⁴	Sc ⁴⁵ (p, 2n) (SharpRA54, MorelP65) Sc ⁴⁵ (d, 3n) (HuiJ57, WingJ65)
$^{45}_{22}\text{Ti}$	3.09 h (KunD50a) 3.10 h (RudG52) 3.05 h (TPogM50) others (AlleJS41, PouA59)	α β^+ , EC (KunD50a) Δ -39.002 (MTW)	A chem, cross bomb, excit (AlleJS41) mass spect (AndeG54)	β^+ 1.04 max γ Sc X-rays, γ^\pm [170%], 0.718 (0.4%), 1.408 (0.3%)	Sc ⁴⁵ (p, n) (AlleJS41, TPogM50, KunD50a) Sc ⁴⁵ (d, 2n) (AlleJS41, TPogM50)
$^{46}_{22}\text{Ti}$		% 7.99 (HogJ54) 7.95 (NierA38a) Δ -44.123 (MTW) σ (total absorption) 0.6 (GoldmDT64)			
$^{47}_{22}\text{Ti}$		% 7.32 (HogJ54) 7.75 (NierA38a) Δ -44.927 (MTW) σ (total absorption) 1.7 (GoldmDT64)			
$^{48}_{22}\text{Ti}$		% 73.99 (HogJ54) 73.45 (NierA38a) Δ -48.483 (MTW) σ (total absorption) 8.0 (GoldmDT64)			
$^{49}_{22}\text{Ti}$		% 5.46 (HogJ54) 5.51 (NierA38a) Δ -48.558 (MTW) σ (total absorption) 1.9 (GoldmDT64)			
$^{50}_{22}\text{Ti}$		% 5.25 (HogJ54) 5.34 (NierA38a) Δ -51.431 (MTW) σ_c 0.14 (GoldmDT64)			
$^{51}_{22}\text{Ti}$	5.79 m (SargB53) 5.80 m (BunkM55) others (HammWR53, AteA53b, SegE49, DMatE50, SerL47b)	α β^- (SerL47b) Δ -49.74 (MTW)	A n-capt (SerL47b) cross bomb (HammWR53)	β^- 2.14 max γ 0.320 (95%), 0.605 (1.5%), 0.928 (5%)	Ti ⁵⁰ (n, γ) (SerL47b, DMatE50)
$^{46}_{23}\text{V}$	0.426 s (FreeJ65a) 0.44 s (MillJH58) 0.40 s (MartiW52) 0.37 s (LeiO56) others (TyrH54)	α β^+ (MartiW52) Δ -37.069 (FreeJ65a, MTW)	B excit (MartiW52) sep isotopes, excit (JaneJ63a)	β^+ 6.03 max γ 0.511 (200%, γ^\pm)	Ti ⁴⁶ (p, n) (JaneJ63a, MartiW52, TyrH54, MillJH58)

Isotope Z A	Half-life	Type of decay (α); % abundance; Mass excess (Δ =M-A), MeV ($C^{12}=0$); Thermal neutron cross section (σ), barns	Class; Identification; Genetic relationships	Major radiations: approximate energies (MeV) and intensities	Principal means of production
$^{23}\text{V}^{47}$	33 m (BaskK62a, KriN49, OConJ42, WalkH37c) 31.1 m (KoesL54) 31 m (DaniH54a)	α β^+ (WalkH37c), [EC] Δ -42.01 (MTW)	A chem, excit, cross bomb (OConJ42) chem, sep isotopes (KriN49) mass spect (AndeG54)	β^+ 1.89 max γ 0.511 [192%, γ^{\pm}], 1.5 ? (0.7%), 1.80 (0.5%), 2.16 ? (0.2%)	Sc ⁴⁵ (a, 2n) Ti ⁴⁷ (p, n) (KriN49, OConJ42) Ti ⁴⁶ (d, n) (WalkH37c, OConJ42) Ti ⁴⁷ (d, 2n) (RuaJ62)
V^{48}	16.0 d (KafP56, WalkH37c) 16.3 d (BurgW54) 16.4 d (MeyPe53) 16.2 d (VNooB57)	α β^+ 49%, EC 51% (CassH53) β^+ 56%, EC 44% (VNooB57, HageL57) β^+ 61%, EC 39% (RisR63) others (GooW46, SterM53) Δ -44.470 (MTW)	A chem, excit, cross bomb (WalkH37b, WalkH37c) daughter Cr ⁴⁸ (RudG52)	β^+ 0.696 max γ Ti X-rays, 0.511 (100%, γ^{\pm}), 0.945 (10%), 0.983 (100%), 1.312 (97%), 2.241 (3%)	Sc ⁴⁵ (a, n) (WalkH37b) Ti ⁴⁸ (p, n) (DubL40a, TicH52) Ti ⁴⁸ (d, 2n) (WalkH37c) Cr ⁵⁰ (d, a) (WalkH37c, PeaW46a)
V^{49}	330 d (HaywR56a, LyoW55)	α EC (WalkH39) Δ -47.950 (MTW)	B chem (WalkH39, TurL40) chem, excit (HaywR56a, LyoW55)	γ Ti X-rays, continuous bremsstrahlung to 0.60	Cr ⁵² (p, a) (LyoW55) Ti ⁴⁸ (d, n) (WalkH39)
V^{50}	6×10^{15} y sp act (WatD62) 5×10^{14} y sp act (BaumE58) $t_{1/2}$ (EC) $> 8 \times 10^{15}$ y sp act (MNaiA61) $t_{1/2}$ (β^-) $> 1.2 \times 10^{16}$ y sp act (MNaiA61) others (GloR57a, HeiJ55, CohS52, BaumR56)	α EC \approx 70%, β^- \approx 30% (WatD62) γ 0.25 (WhiF56) 0.24 (HessD49, LeiW49a) Δ -49.216 (MTW) σ_c 130 (GoldmDT64)	B chem (WatD62)	γ [Ti X-rays], 0.783 (30%), 1.55 (70%)	
V^{51}		γ 99.75 (WhiF56) 99.76 (HessD49, LeiW49a) Δ -52.199 (MTW) σ_c 4.9 (GoldmDT64)			
V^{52}	3.75 m (BormM65, LBlaJ54, AmaE35) 3.77 m (KoesL54) 3.76 m (SargB53, MalmS63) 3.74 m (MarteJ47) others (KohW65)	α β^- (AmaE35) Δ -51.44 (MTW)	A chem, n-capt (AmaE35) cross bomb, excit (WalkH37c)	β^- 2.47 max γ 1.434 (100%)	V ⁵¹ (n, γ) (AmaE35, WalkH37c, PoolM37, SerL47b)
V^{53}	2.0 m (KumI60, SchaA56)	α β^- (SchaA56) Δ -51.8 (SchaA56, LHP, MTW)	C decay charac (SchaA56)	β^- 2.50 max γ 1.00 [100%]	Cr ⁵³ (n, p) (SchaA56)
V^{54}	55 s (SchaA56)	α β^- (SchaA56) Δ -50 (MTW)	C decay charac (SchaA56)	β^- 3.3 max γ 0.84 (100%), 0.99 (100%), 2.21 [100%]	Cr ⁵⁴ (n, p) (SchaA56)
$^{24}\text{Cr}^{46}$	1.1 s (TyrH54)	α	F excit (TyrH54)		protons on Cr, V (TyrH54)
Cr^{47} (or V^{46})	0.4 s (TyrH54)	α	F excit (TyrH54)		protons on Cr, V (TyrH54)
Cr^{48}	23 h (VLieR55) 24 h (ShelR55)	α EC, no β^+ , lim 2% (VLieR55, ShelR55) Δ -43.1 (MTW)	A chem, genet (RudG52) parent V ⁴⁸ (RudG52)	γ V X-rays, 0.116 (98%), 0.31 (99%) e^- 0.111, 0.31 daughter radiations from V ⁴⁸	Ti ⁴⁶ (a, 2n) (ShelR55)
Cr^{49}	41.9 m (OConJ42) 41.7 m (CrasB53a)	α β^+ (OConJ42), [EC] Δ -45.39 (MTW)	A chem, excit, cross bomb (OConJ42)	β^+ 1.54 max e^- 0.058, 0.084, 0.148 γ V X-rays, 0.063 (14%), 0.091 (28%), 0.153 (13%), 0.511 [186%], γ^{\pm}	Ti ⁴⁸ (a, 3n), Ti ⁴⁷ (a, 2n) (CrasB53a, NusR54) Ti ⁴⁶ (a, n) (OConJ42)
Cr^{50}		γ 4.31 (WhiJ48) Δ -50.249 (MTW) σ_c 17 (GoldmDT64)			

Isotope Z A	Half-life	Type of decay ($\alpha, \beta, \gamma, \epsilon$); % abundance; Mass excess ($\Delta \approx M-A$), MeV ($C^{12}=0$); Thermal neutron cross section (σ), barns	Class; Identification; Genetic relationships	Major radiations: approximate energies (MeV) and intensities	Principal means of production
$^{51}_{24}\text{Cr}$	27.8 d (SchumR56, GleG64, LyoW52, WriH57) 27.9 d (KafP56) 27.5 d (SalS65)	α EC (BradH45b, WalkH40a) no β^+ (BradH45b, KerB49, LyoW52) Δ -51.447 (MTW)	A chem, excit, cross bomb (WalkH40a) daughter Mn^{51} (BurgW50)	γ V X-rays, 0.320 (9%) ϵ 0.315	Cr^{50} (n, γ) (SerL47b, WalkH40a)
Cr^{52}		% 83.76 (WhiJ48) Δ -55.411 (MTW) σ_c 0.8 (GoldmDT64)			
Cr^{53}		% 9.55 (WhiJ48) Δ -55.281 (MTW) σ_c 18 (GoldmDT64)			
Cr^{54}		% 2.38 (WhiJ48) Δ -56.931 (MTW) σ_c 0.38 (GoldmDT64)			
Cr^{55}	3.52 m (FlaA52b) 3.6 m (BazG54) 3.59 m (KohW65)	α β^- (FlaA52b) Δ -55.11 (MTW)	B chem, cross bomb (FlaA52b)	β 2.59 max γ no γ , lim 10%	Cr^{54} (n, γ) (FlaA52b)
Cr^{56}	5.9 m (DroB60)	α β^- (DroB60) Δ -55.3 (MTW)	A chem, genet (DroB60) parent Mn^{56} (DroB60)	β 1.5 max ϵ [0.020, 0.077] γ [Mn X-rays], 0.026, 0.083 daughter radiations from Mn^{56}	Cr^{54} (t, p) (DroB60)
$^{49}_{25}\text{Mn}$ (or Cr^{47} , V^{46})	0.4 s (TyrH54)	α	F excit (TyrH54)		protons on Cr (TyrH54)
Mn^{50}	0.286 s (FreeJ65a) 0.28 s (MartiW52, MillJH58) 0.27 s (TyrH54)	α β^+ (MartiW52) Δ -42.618 (FreeJ65a, MTW)	B excit (MartiW52, MillJH58, FreeJ65a)	β^+ 6.61 max γ [0.511 (200%, γ^\pm)]	Cr^{50} (p, n) (MartiW52, MillJH58, TyrH54)
Mn^{50}	2 m (SutD59)	α β^+ (SutD59), [EC]	E excit (SutD59)	γ 0.511 (198%, γ^\pm), 0.66 (25%), 0.783 (100%), 1.11 (100%), 1.28 (25%), 1.45 (75%)	Cr^{50} (p, n) (SutD59)
Mn^{51}	45.2 m (KoesL54) 44.3 m (BurgW50) 44 m (NozM60) others (MillDR48, LivJ38d)	α β^+ (LivJ37a), [EC] Δ -48.26 (MTW)	A chem, cross bomb (LivJ37a, LivJ38d) chem, genet (BurgW50) parent Cr^{51} (BurgW50)	β^+ 2.17 max γ 0.511 [194%, γ^\pm], 1.56 (?), 2.03 (?)	Cr^{50} (d, n) (LivJ38d, BurgW50) Cr^{50} (p, γ) (DubL38, DelL39)
Mn^{52}	5.60 d (BurgW54) 5.69 d (KafP56) 5.72 d (BackoE55)	α EC 66%, β^+ 34% (KoniJ58c, KoniJ58a) EC 71%, β^+ 29% (RemL63, WilsRR62) others (GooW46, Sehr54) Δ -50.70 (MTW)	A chem, excit, cross bomb (LivJ37a, LivJ38d)	β^+ 0.575 max γ Cr X-rays, 0.511 (67%, γ^\pm), 0.744 (82%), 0.935 (84%), 1.434 (100%)	Cr^{52} (p, n) (HemaA40) Cr^{52} (d, 2n) (PeaW46a, KoniJ58a)
Mn^{52m}	21.1 m (JuliaJ59a) 21.3 m (HemaA40) 22.1 m (KayG65)	α β^+ , IT 2% (KatoT60), [EC] Δ -50.32 (LHP, MTW)	A chem (DarB37) chem, excit, cross bomb (LivJ37a, LivJ38d) daughter Fe^{52} (MillDR48)	β^+ 1.63 max γ 0.383 (2%), 0.511 (193%, γ^\pm), 1.434 (100%)	daughter Fe^{52} (MillDR48, JuliaJ59a)
Mn^{53}	1.9×10^6 y geochemical method (KayJ65) $\approx 2 \times 10^6$ y yield (ShelR57, calc from WilkJR55, DobW56a)	α EC (WilkJR55) Δ -54.683 (JohnCH64, MTW) σ_c \approx 170 (GoldmDT64)	B chem, decay charac (WilkJR55)	γ Cr X-rays	Cr^{53} (p, n) (WilkJR55) Cr^{52} (d, n) (DobW56a)
Mn^{54}	303 d (MartiWH64) 291 d (BackoE55) 313 d (WyaE61) 278 d (SchumR56) 290 d (KafP56) 300 d (WriH57) others (LivJ38d, SuwS53, SalS65)	α EC (AlvL38) no β^+ , no β^- (LivJ38d, DeuM44) Δ -55.55 (MTW)	A chem, excit, cross bomb (LivJ37a, LivJ38d)	γ Cr X-rays, 0.835 (100%) ϵ 0.829	Fe^{56} (d, α) (LivJ38d, DeuM44) V^{51} (a, n) (LivJ38d) Cr^{53} (d, n) (LivJ38d) Cr^{54} (p, n) (DubL40a)

Isotope Z A	Half-life	Type of decay (α, β); % abundance; Mass excess ($\Delta = M - A$), MeV ($C^{12} = 0$); Thermal neutron cross section (σ), barns	Class; Identification; Genetic relationships	Major radiations: approximate energies (MeV) and intensities	Principal means of production
<u>^{55}Mn</u>		% 100 (SamM36a, WhiF56) Δ -57.705 (MTW) σ_c 13.3 (GoldmDT64)			
Mn^{56}	2.576 h (BarthR53a, BarthR53b) 2.574 h (LocE53) 2.586 h (BisG50) others (LivJ38d, BonaG64, BieJ64a, SalS65)	α β^- (AmaE35) Δ -56.904 (MTW)	A chem, n-capt (AmaE35) daughter Cr^{56} (DroB60)	β^- 2.85 max γ 0.847 (99%), 1.811 (29%), 2.110 (15%)	Mn^{55} (n, γ) (AmaE35, SerL47b, OrsA49, HumV51)
Mn^{57}	1.7 m (CohB54a, KumI60) 1.9 m (VasiSS63)	α β^- (CohB54a) Δ -57.5 (MTW)	B chem, excit (CohB54a)	β^- 2.55 max γ [Fe X-rays, 0.014], 0.122 (strong), 0.136 (strong), 0.22, 0.353, 0.692	Cr^{54} (a, p) (VasiSS63) Fe^{57} (n, p) (CohB54a)
Mn^{57}	7 d (SharmH51)	α β^- (SharmH51)	G chem, cross bomb (SharmH51) activity not observed (CohB54a, NelM50)		alphas on Cr, Mn (SharmH51)
Mn^{58}	1.1 m (ChitD61)	α β^- (ChitD61) Δ -56 (MTW)	B chem, sep isotopes (ChitD61)	γ 0.36, 0.41, 0.52, 0.57, 0.82, 1.0, 1.25, 1.4, 1.6, 2.2, 2.8	Fe^{58} (n, p) (ChitD61)
$^{26}\text{Fe}^{52}$	8.2 h (JuliaJ59a) 7.8 h (MillDR48)	α β^+ 56%, EC 44% (JuliaJ59a) others (ArbE56, FrieG51a) Δ -48.33 (MTW)	A chem, genet (MillDR48) parent Mn^{52m} (MillDR48) not parent Mn^{52} , lim 5% (FrieG51a)	β^+ 0.80 max γ Mn X-rays, 0.165 (100%), 0.511 (112%, γ^\pm) daughter radiations from Mn^{52m} Mn^{52}	Cr^{50} (a, 2n) (FrieG51a)
Fe^{53}	8.51 m (EbrT65) 8.9 m (RideL37a, LivJ38b, JuliaJ59a) 8.6 m (SalS65)	α β^+ (RideL37a), [EC] Δ -50.70 (MTW)	A chem (RideL37a) chem, excit, cross bomb (LivJ38b)	β^+ 3.0 max γ 0.38 (32%), 0.511 (196%, γ^\pm)	Cr^{50} (a, n) (NelM50, RideL37a, LivJ38b) Cr^{52} (a, 3n) (JuliaJ59a)
<u>Fe^{54}</u>		% 5.84 (ValleG41a) Δ -56.246 (MTW) σ_c 2.9 (GoldmDT64)			
Fe^{55}	2.60 y (SchumR56) 2.94 y (BrowG50) others (SchumR51a)	α EC, no β^+ (BradH46b, MaeD51a, PortF53) Δ -57.474 (MTW)	A chem, excit (LivJ39c) daughter Co^{55} (LivJ41)	γ Mn X-rays, continuous bremsstrahlung to 0.23 (0.004%)	Fe^{54} (n, γ) (EmmW54a)
<u>Fe^{56}</u>		% 91.68 (ValleG41a) Δ -60.605 (MTW) σ_c 2.7 (GoldmDT64)			
<u>Fe^{57}</u>		% 2.17 (ValleG41a) Δ -60.176 (MTW) σ_c 2.5 (GoldmDT64)			
<u>Fe^{58}</u>		% 0.31 (ValleG41a) Δ -62.147 (MTW) σ_c 1.1 (GoldmDT64)			
Fe^{59}	45.6 d (PierA59) 44.5 d (GleG64) 45.1 d (SchumR51a) 45.0 d (TobJ53, TobJ51) 45.5 d (GovJ43) 44.3 d (WriH57) others (WorD63, HeaR60, FusE60, WahA53)	α β^- (LivJ38b) Δ -60.660 (MTW)	A chem, excit, cross bomb (LivJ38b)	β^- 1.57 max (0.3%), 0.475 max γ 0.143 (0.8%), 0.192 (2.8%), 1.095 (56%), 1.292 (44%)	Fe^{58} (n, γ) (SerL47b)
Fe^{60}	3×10^5 y yield (RoyJ57)	α [β^-] (RoyJ57) Δ -61.51 (MTW)	B chem, genet (RoyJ57) parent Co^{60m} (RoyJ57)	daughter radiations from Co^{60m} Co^{60}	protons on Cu (RoyJ57)

Isotope Z A	Half-life	Type of decay ($\alpha, \beta, \gamma, \dots$); % abundance; Mass excess ($\Delta \approx M-A$), MeV ($C^2=0$); Thermal neutron cross section (σ), barns	Class; Identification; Genetic relationships	Major radiations: approximate energies (MeV) and intensities	Principal means of production
$^{26}\text{Fe}^{61}$	6.0 m (StraJ66, RiccE57) others (RiccE55)	β^- (RiccE55, RiccE57) Δ -59 (MTW)	A chem, genet (RiccE55, RiccE57, StraJ66) parent Co^{61} (RiccE55, RiccE57, StraJ66)	β^- 2.8 max γ 0.13 (\uparrow 11), 0.30 (\uparrow 48), 1.03 (\uparrow 98), 1.20 (\uparrow 100) daughter radiations from Co^{61}	Ni^{64} (n, α) (RiccE57) Ni^{64} (d, ap) (RiccE57)
$^{27}\text{Co}^{54}$	0.194 s (FreeJ65) others (MartW52, LeiO56, TyrH54)	β^+ (MartW52) Δ -47.99 (MTW)	C excit (MartW52, FreeJ65)	β^+ [7.23 max] γ [0.511 (200%, γ^\pm)]	Fe^{54} (p, n) (FreeJ65, MartW52)
Co^{54}	1.5 m (SutD59)	β^+ (SutD59)	E excit (SutD59, FreeJ65)	β^+ 4.3 max γ 0.41 (100%), 0.511 (200%, γ^\pm) 1.14 (100%), 1.41 (100%)	Fe^{54} (p, n) (FreeJ65)
Co^{55}	18.2 h (DarB37) 17.9 h (RudG52) 18.0 h (LivJ41)	β^+ 81%, EC 19% (MukA58) β^+ \approx 60%, EC \approx 40% (calc from DeuM49) Δ -54.01 (MTW)	A chem (DarB37) chem, cross bomb, genet (LivJ41) parent Fe^{55} (LivJ41)	β^+ 1.50 max γ Fe X-rays, 0.480 (12%), 0.511 (160%, γ^\pm), 0.930 (80%), 1.41 (13%)	Fe^{54} (d, n) (DarB37, LivJ41, DeuM49) Fe^{54} (p, γ) (LivJ41) Fe^{56} (p, 2n) (MukA58)
Co^{56}	77.3 d (WriH57) 77 d (BurgW54) others (CookCS42, LivJ41)	β^+ EC 80%, β^+ 20% (CookCS56) Δ -56.03 (MTW)	A chem, excit, cross bomb (LivJ41) daughter Ni^{56} (SheIR52, WorW52)	β^+ 1.49 max γ Fe X-rays, 0.511 (40%, γ^\pm), 0.847 (100%), 1.04 (15%), 1.24 (66%), 1.76 (15%), 2.02 (11%), 2.60 (17%), 3.26 (13%)	Fe^{56} (p, n) (KieP59, GrabZ60a, SakM54) Mn^{55} (a, 3n) (ChenL52a) daughter Ni^{56} (SheIR52, WorW52) Fe^{56} (d, 2n) (LivJ41, JensA41, PleE42, ElliL43a) Ni^{58} (d, α) (LivJ41, CookCS42, ElliL43a)
Co^{57}	270 d (LivJ41) 267 d (CorkJ55)	β^+ EC, no β^+ , lim 0.002% (CrasB55) Δ -59.339 (MTW)	A chem, excit, cross bomb (LivJ41) daughter Ni^{57} (FrieG52)	γ Fe X-rays, 0.014 (9%), 0.122 (87%), 0.136 (11%), 0.692 (0.14%) e^- 0.007, 0.013, 0.115, 0.129	Ni^{58} (γ , p); Fe^{56} (d, n) (LivJ38a, PerrC38, BarrG39, LivJ41) Fe^{56} (p, γ) (LivJ41) Mn^{55} (a, 2n) (ChenL52a)
Co^{58}	71.3 d (SchumR56) 71.0 d (CorkJ55) 72 d (LivJ41, HoffD52, Preil60)	β^+ EC 85%, β^+ 15% (GooW46, CookCS56) Δ -59.84 (MTW) σ_c 2500 (GoldmDT64)	A chem, excit, cross bomb (LivJ41)	β^+ 0.474 max γ Fe X-rays, 0.511 (30%, γ^\pm), 0.810 (99%), 0.865 (1.4%), 1.67 (0.6%)	Mn^{55} (a, n) (LivJ38a, LivJ41)
Co^{58m}	9.2 h (ChrisD50) 9.0 h (Preil60) 8.8 h (StraK50)	β^+ IT, no β^+ (StraK50) Δ -59.81 (LHP, MTW) σ_c 1.4×10^5 (GoldmDT64)	A chem, excit (StraK50)	γ Co X-rays e^- 0.017, 0.024	Mn^{55} (a, n) (StraK50)
Co^{59}		% 100 (MitJ41) Δ -62.233 (MTW) σ_c 19 (to Co^{60}) 18 (to Co^{60m}) (GoldmDT64)			
Co^{60}	5.263 y (GorbS63) 5.24 y (GeiKW57) 5.20 y (LocE56) 5.21 y (KasJ53a) 5.27 y (TobJ55, TobJ51) others (LocE53, LivJ41, BrowG50, SinW51)	β^- (RisJ37) Δ -61.651 (MTW) σ_c 6 (GoldmDT64)	A n-capt (SamM36) chem, excit, cross bomb (LivJ41)	β^- 1.48 max (0.12%), 0.314 max (99+%) γ 1.173 (100%), 1.332 (100%)	Co^{59} (n, γ) (RisJ37, LivJ38a, LivJ41, SerL47b, YafL51)
Co^{60m}	10.47 m (BarthR53b) 10.3 m (SchmW63) 10.5 m (Preil60) 10.7 m (LivJ41)	β^- IT 99+%, β^- 0.25% (SchmW63) IT 99+%, β^- 0.28% (DeuM51) Δ -61.593 (LHP, MTW) σ_c 100 (GoldmDT64)	A n-capt (HeyF37a) chem, excit, cross bomb (LivJ41) daughter Fe^{60} (RoyJ57)	β^- 1.55 max e^- 0.051, 0.058 γ Co X-rays, 0.059 (2.1%), 1.33 (0.25%)	Co^{59} (n, γ) (HeyF37a, LivJ37a, LivJ41, SerL47b)

Isotope Z A	Half-life	Type of decay (α, β, γ); % abundance; Mass excess ($\Delta=M-A$), MeV ($C^{\infty}=0$); Thermal neutron cross section (σ), barns	Class; Identification; Genetic relationships	Major radiations: approximate energies (MeV) and intensities	Principal means of production
27 Co ⁶¹	99.0 m (SmiL51, NerW55) 95 m (StraJ66) 100 m (NusR56) 104 m (ValtA62) others (ParmT49, BrowF53a, HopH50, PreiI60)	β^- (ParmT47) Δ -62.93 (MTW)	A chem, excit, cross bomb, sep isotopes, mass spect (ParmT47) daughter Fe ⁶¹ (RiccE55, RiccE57, StraJ66)	β^- 1.22 max e [0.059] γ [Ni X-rays], 0.067 (89%)	Ni ⁶⁴ (p, α), Ni ⁶⁴ (d, an), Ni ⁶¹ (n, p) (ParmT47, ParmT49) Co ⁵⁹ (t, p) (KunD48)
Co ⁶²	13.9 m (ParmT49, GardD57, ValtA62) 13.8 m (PreiI60)	β^- (ParmT49) Δ -61.53 (MTW)	A chem, sep isotopes (ParmT49, GardD57)	β^- 2.88 max γ 1.17 (180%, complex), 1.47 (20%), 1.74 (19%), 2.03 (7%)	Ni ⁶⁴ (d, α) (ParmT49, GardD57) Ni ⁶² (n, p) (ParmT49, ValtA62)
Co ⁶²	1.5 m (ValtA62) 1.6 m (ParmT49) 1.9 m (PreiI60)	β^- (ParmT49)	C cross bomb, sep isotopes (ParmT49)	γ γ rays observed	Ni ⁶⁴ (d, α) (ParmT49) Ni ⁶² (n, p) (ValtA62, PreiI60, ParmT49)
Co ⁶³	52 s (MoriH60)	β^- (MoriH60) Δ -61.9 (MTW)	E chem, excit (MoriH60)	β^- 3.6 max γ no γ , lim 10%	Ni ⁶⁴ (γ , p) (MoriH60)
Co ⁶³	1.40 h (PreiI60) 2.0 h (ValtA62)		G sep isotopes (PreiI60) activity assigned to Co ⁶¹ (StraJ66)		Ni (n, np) (PreiI60, ValtA62)
Co ⁶⁴	28 s (StraJ66)		F excit (StraJ66)	γ 0.095	Ni ⁶⁴ (n, p) (StraJ66)
Co ⁶⁴	7.8 m (PreiI60) others (ValtA62, ParmT49)		G sep isotopes (PreiI60) activity not observed (StraJ66) others (ParmT49)		neutrons on Ni ⁽⁶⁴⁾ (PreiI60)
Co ⁶⁴	2.0 m (PreiI60) others (ValtA62, ParmT49)		G sep isotopes (PreiI60) activity not observed (StraJ66) others (ParmT49)		neutrons on Ni ⁽⁶⁴⁾ (PreiI60)
28 Ni ⁵⁶	6.10 d (WelD63) 6.4 d (ShelR52) 6.0 d (WorW52)	EC, no β^+ , lim 1% (ShelR52) Δ -53.92 (MTW)	A chem (WorW52) chem, sep isotopes, genet (ShelR52) parent Co ⁵⁶ (ShelR52, WorW52)	γ Co X-rays, 0.163 (99%), 0.276 (31%), 0.472 (35%), 0.748 (48%), 0.812 (85%), 1.56 (14%) e 0.155 daughter radiations from Co ⁵⁶	Fe ⁵⁴ (α , 2n) (ShelR52, WorW52, OhnH65, JenkR64)
Ni ⁵⁷	36.0 h (EbrT65) 35.7 h (RudG64) others (MaiF49, LivJ38, FrieG50, ChiI62, RoaJ59, PauA65)	EC 54%, β^+ 46% (KoniJ58c, KoniJ58) EC 50%, β^+ 50% (FrieG50) EC 63%, β^+ 37% (ChiI62) Δ -56.10 (MTW)	A chem, excit, cross bomb (LivJ38) parent Co ⁵⁷ (FrieG52)	β^+ 0.85 max γ Co X-rays, 0.127 (14%), 0.511 (92%, γ^\pm), 1.37 (86%), 1.89 (14%) daughter radiations from Co ⁵⁷	Co ⁵⁹ (p, 3n) (WagG52) Fe ⁵⁴ (α , n) (LivJ38, DorR41, NelM42, MaiF49, FrieG50, CanR51c)
<u>Ni⁵⁸</u>		% 67.76 (WhiJ48) Δ -60.23 (MTW) σ_c 4.4 (GoldmDT64)			
Ni ⁵⁹	8×10^4 y yield (BrosA51) 1×10^5 y yield (SaraB56) 8×10^5 y yield (WilsH51a)	EC (WilsH51a) no β^+ , lim $2 \times 10^{-3}\%$ (EmmW54a) Δ -61.159 (MTW)	A chem, cross bomb, n-capt (CamM45) chem, sep isotopes, n-capt (BrosA51)	γ Co X-rays, continuous bremsstrahlung to 1.06	Ni ⁵⁸ (n, γ) (BrosA51, CamM45, WilsH50) Co ⁵⁹ (d, 2n) (BrosA51)
<u>Ni⁶⁰</u>		% 26.16 (WhiJ48) Δ -64.471 (MTW) σ_c 2.6 (GoldmDT64)			
<u>Ni⁶¹</u>		% 1.25 (WhiJ48) Δ -64.22 (MTW) σ_c 2 (GoldmDT64)			
<u>Ni⁶²</u>		% 3.66 (WhiJ48) Δ -66.75 (MTW) σ_c 15 (GoldmDT64)			

Isotope Z A	Half-life	Type of decay ($\alpha, \beta, \gamma, \dots$); % abundance; Mass excess ($\Delta \approx M-A$), MeV ($C^{12}=0$); Thermal neutron cross section (σ), barns	Class; Identification; Genetic relationships	Major radiations: approximate energies (MeV) and intensities	Principal means of production
$^{63}_{28}\text{Ni}$	92 y sp act (HorrD62) 125 y sp act (MMulC56) 85 y yield (BrosA51) 61 y yield (WilsH51a)	β^- (BrosA51) Δ -65.52 (MTW)	A chem, n-capt, sep isotopes (BrosA51)	β^- 0.067 max γ no γ	Ni^{62} (n, γ) (BrosA51, WilsH49, WilsH50)
Ni^{64}		% 1.16 (WhiJ48) Δ -67.11 (MTW) σ_c 1.5 (GoldmDT64)			
Ni^{65}	2.564 h (SillL51) 2.55 h (CliJ63a) 2.56 h (ScaR58) 2.50 h (RiccR60b) others (BonaG64, LivJ38, MaiF49, ForS52, NelM42, GrenH65a)	β^- (HeyF37b) Δ -65.14 (MTW)	A n-capt (RotJ36) chem, sep isotopes, excit (SwarJ46, ConnE46)	β^- 2.13 max γ 0.368 (4.5%), 1.115 (16%), 1.481 (25%)	Ni^{64} (n, γ) (HeyF37b, ConnE46, DorR41, NelM42, SerL47b, MaiF49)
Ni^{66}	54.8 h (KjeA56) 55 h (JohnN56) 56 h (HopH50, GoerR49)	β^- (GoerR49) Δ -66.06 (MTW)	A chem, genet (GoerR49) parent Cu^{66} (GoerR49)	β^- 0.20 max γ no γ , lim 1% daughter radiations from Cu^{66}	fission (KjeA56, GoerR49, JohnN56)
Ni^{67}	50 s (MeaJL65)	β^- (MeaJL65) Δ -63.2 (MeaJL65, MTW)	C excit (MeaJL65)	β^- 4.1 max γ 0.90 (51%, doublet), 1.26 (15%)	Zn^{70} (n, α) (MeaJL65)
$^{57}_{29}\text{Cu}$ (or Co^{54})	0.18 s (TyrH54) 0.14 s (MartiW52)	α	F excit (TyrH54, MartiW52)		protons on Ni (TyrH54, MartiW52)
Cu^{58}	3.20 s (FreeJ65) 3.04 s (MartiW52) 3.3 s (GerhJ58) others (TyrH54)	β^+ (MartiW52) Δ -51.66 (MTW)	C excit (TyrH54, MartiW52, FreeJ65)	β^+ 8.2 max γ [0.511 (200%, γ^\pm)]	Ni^{58} (p, n) (FreeJ65, MartiW52, TyrH54)
Cu^{58}	9.5 m (YuaT55a) 7.9 m (DelL39) 10.0 m (LeiC47)	β^+ (DelL39, YuaT55a)	G chem (DelL39) chem, excit, sep isotopes (LeiC47) activity cannot be assigned to Cu^{58} from threshold considerations (NDS)		protons on Ni^{58} (LeiC47, DelL39) deuterons on Ni^{58} (YuaT55a)
Cu^{59}	81.5 s (ButlJW58) 81 s (LindnL55, DelL39, LeiC47) others (BudA62, YuaT55a)	β^+ , no EC, lim 5% (YuaT55b) Δ -56.36 (MTW)	B chem (DelL39) excit, sep isotopes (LeiC47) genet energy levels (CohB62a, ButlJW58)	β^+ 3.7 max γ 0.343 (5%), 0.463 (5%), 0.511 (197%, γ^\pm), 0.872 (9%), 1.305 (11%), 1.70 (1%)	Ni^{58} (p, γ) (LeiC47, DelL39, ButlJW58) Ni^{58} (d, n) (LindnL55)
Cu^{60}	23.4 m (NusR54b) 24.6 m (LeiC47) 24 m (BudA62)	β^+ 93%, EC 7% (NusR54b) Δ -58.35 (MTW)	A chem, excit, sep isotopes, mass spect (LeiC47) daughter Zn^{60} (LindnL55a)	β^+ 3.92 max (6%), 3.00 max (18%), 2.00 max γ Ni X-rays, 0.511 (186%, γ^\pm), 0.85 (15%), 1.332 (80%), 1.76 (52%), 2.13 (6%, doublet), 2.64 (5%), 3.13 (4%), 2.52 (2%), 4.0 (1.0%)	Ni^{60} (p, n) (LeiC47) Ni^{60} (d, 2n) (BudA62, LeiC47, LevIn58)
Cu^{61}	3.32 h (BermA54) 3.33 h (CookCS48b) 3.35 h (BudA62, BoeF50) 3.4 h (ThorRL37, RideL37a, Kund50a) 3.3 h (HopH50)	β^+ 60%, EC 40% (NusR56) others (CookCS51, BouR50, HubeO49, KuzM57) Δ -61.98 (MTW)	A chem, excit (RideL37) chem, excit, sep isotopes (LeiC47, Kund50a) daughter Zn^{61} (LindnL55a, CumJ55, CumJ59)	β^+ 1.22 max e^- 0.059 γ Ni X-rays, 0.067 (4%), 0.284 (12%), 0.38 (3%), 0.511 (120%, γ^\pm), 1.19 (5%)	Ni^{60} (d, n) (ThorRL37) Co^{59} (α , 2n)
Cu^{62}	9.76 m (EbrT65) 9.73 m (BermA54) 9.9 m (CriE39, ButlJW58a, PerlmM48, ForS52) 10.1 m (LeiC47, NusR54c) 10.0 m (RideL37a) others (HeyF37a)	β^+ (HeyF37a), [EC] Δ -62.81 (MTW)	A excit (HeyF37a) excit, cross bomb (RideL37a, StraC38, BotW39) chem, sep isotopes (LeiC47) daughter Zn^{62} (MillDR48)	β^+ 2.91 max γ 0.511 (195%, γ^\pm), 0.88 (0.3%), 1.17 (0.5%, complex)	daughter Zn^{62} (MillDR48) Co^{59} (α , n) (RideL37a) Ni^{62} (p, n) (StraC38)
Cu^{63}		% 69.1 (BrowHS47) Δ -65.583 (MTW) σ_c 4.5 (GoldmDT64)			

Isotope Z A	Half-life	Type of decay ($\alpha, \beta, \gamma, \dots$); % abundance; Mass excess ($\Delta = M - A$), MeV ($C^{\infty} = 0$); Thermal neutron cross section (σ), barns	Class; Identification; Genetic relationships	Major radiations: approximate energies (MeV) and intensities	Principal means of production
$^{64}_{29}\text{Cu}$	12.80 h (TobJ55, RabE50) 12.88 h (SillL51) 12.87 h (WriH57) 12.7 h (SchumR51a) others (BonaG64, BatzR51a, KunD51, HubeO43a, HubeO44a, JohnH50, PerlmM49, StraK51, EdwL52, MillDR48, VVooS36a, HopH50, BeydJ57a, PauA65, ZinH65)	α EC 43%, β^- 38%, β^+ 19% (NDS) ($\beta^+ + \text{EC}$)/ β^- 1.6 (ReynJH50) Δ -65.428 (MTW)	A chem, n-capt (AmaE35) excit (VVooS36a) chem, excit (DelL39)	β^- 0.573 max β^+ 0.656 max e $^-$ 1.33 γ Ni X-rays, 0.511 (38%, γ^{\pm}), 1.34 (0.5%)	Cu^{63} (n, γ) (HeyF37b, SerL47b)
Cu^{65}		% 30.9 (BrowHS47) Δ -67.27 (MTW) σ_c 2.3 (GoldmDT64)			
Cu^{66}	5.10 m (SargB53) 5.07 m (BarthR53b) 5.12 m (SchumR51a) 5.20 m (KoesL54) 5.2 m (RoderH51, CamAG50) 5.3 m (BormM65) others (FrieG51)	α β^- (AmaE35) Δ -66.26 (MTW) σ_c 130 (GoldmDT64)	A n-capt (AmaE35) excit (ChanW37) daughter Ni^{66} (GoeR49)	β^- 2.63 max γ 1.039 (9%)	Cu^{65} (n, γ) (AmaE35, SerL47b, OrsA49, HumV51) daughter Ni^{66} (GoeR49)
Cu^{67}	58.5 h (KunD50a) 61 h (HopH50, EwaG53) 56 h (GoeR49)	α β^- (GoeR49) Δ -67.29 (MTW)	A chem (GoeR49) chem, cross bomb, sep isotopes (KunD50a)	β^- 0.57 max e $^-$ 0.082, 0.091 γ Zn X-rays, 0.092 (23%, doublet), 0.184 (40%)	Ni^{64} (a, p) (KunD50a) Zn^{67} (n, p) (KunD50a) Cu^{65} (t, p) (KunD51)
Cu^{68}	30 s (BakH64) 32 s (FlaA53a)	α β^- (FlaA53a) Δ -65.4 (MTW)	B chem, excit (FlaA53a) genet energy levels (BakH64)	β^- 3.5 max γ 0.80 (17%), 1.078 (95%), 1.24 (3%), 1.88 (5%)	Ga^{71} (n, a) (FlaA53a, BakH64) Zn^{68} (n, p) (FlaA53a, YthC60c, BakH64)
$^{60}_{30}\text{Zn}$	2.1 m (LindnL55a)	α [EC, β^+] (LindnL55a)	B chem, genet (LindnL55a) parent Cu^{60} (LindnL55a)		Ni^{58} (a, 2n) (LindnL55a)
Zn^{61}	1.48 m (LindnL55a, CumJ59)	α β^+ , [EC] (CumJ55, LindnL55a, CumJ59), Δ -56.6 (MTW)	A chem, genet (CumJ55, LindnL55a, CumJ59) parent Cu^{61} (CumJ55, LindnL55a, CumJ59)	β^+ 4.4 max γ 0.48 (11%), 0.511 (198%, γ^{\pm}), 0.98 (3%), 1.64 (6%)	Ni^{58} (a, n) (CumJ55, LindnL55a, CumJ59)
Zn^{62}	9.13 h (RudG64) 9.33 h (HaywR50a) 9.3 h (NusR54c) 9.5 h (MillDR48) others (KunD53, PoolM52)	α EC = 82%, β^+ = 18% (NDS) EC = 90%, β^+ = 10% (HaywR50a) Δ -61.12 (MTW)	A chem, genet (MillDR48) excit (GhoS50) parent Cu^{62} (MillDR48)	β^+ 0.66 max e $^-$ 0.033 γ Cu X-rays, 0.042 (20%), 0.51 (47%, doublet, includes γ^{\pm}), 0.59 (22%) daughter radiations from Cu^{62}	Cu^{63} (p, 2n) (GhoS50) Cu^{63} (d, 3n) (NusR54c)
Zn^{63}	38.4 m (CumJ61) 38.1 m (RiccR59a) 38.3 m (HubeO47, StraC38, WafH48) 38.5 m (DelL39) 37.6 m (VasiSS61b) others (BotW39, PauA65)	α β^+ 93%, EC 11% (HubeO47) Δ -62.22 (MTW)	A chem, excit (BotW37a, HeyF37b, RideL37a) daughter Ga^{63} (NurM65)	β^+ 2.34 max γ Cu X-rays, 0.511 (186%, γ^{\pm}), 0.669 (8%), 0.962 (6%), 1.42 (0.9%)	Ni^{60} (a, n) (GhoS50, RideL37a) Cu^{63} (p, n) (StraC38, DelL39, BlasJ51, GhoS50, CumJ61) Cu^{63} (d, 2n) (LivRS40, TownA41)
Zn^{64}	$t_{1/2}$ (EC EC) > 8×10^{15} y sp act (BertA53)	% 48.89 (BaiK50) Δ -66.000 (MTW) σ_c 0.46 (GoldmDT64)			
Zn^{65}	245 d (TobJ53, PerrC38) 244 d (GeiKW57) 246 d (WriH57, EasH60) 250 d (TatV61, AgarI61)	α EC 98.3%, β^+ 1.7% (GleG59, RiccR60b) β^+ 1.2% (BereD62b) Δ -65.92 (MTW)	A chem (PerrC38) chem, excit, cross bomb (LivJ39a) daughter Ga^{65} (LivJ39d)	β^+ 0.327 max e $^-$ 1.106 γ Cu X-rays, 0.511 (3.4%, γ^{\pm}), 1.115 (49%)	Zn^{64} (n, γ) (SagR39, SerL47b)
Zn^{66}		% 27.81 (BaiK50) Δ -68.88 (MTW)			
Zn^{67}		% 4.11 (BaiK50) Δ -67.86 (MTW)			

Isotope Z A	Half-life	Type of decay ($\alpha, \beta, \gamma, \dots$); % abundance; Mass excess ($\Delta = M - A$), MeV ($C^{12} = 0$); Thermal neutron cross section (σ), barns	Class; Identification; Genetic relationships	Major radiations: approximate energies (MeV) and intensities	Principal means of production
$^{68}_{30}\text{Zn}$		% 18.56 (BaiK50) Δ -69.99 (MTW) σ_c 1.0 (to Zn^{69}) 0.1 (to Zn^{69m}) (GoldmDT64)			
Zn^{69}	57 m (LivJ39a) 51 m (HopH48) 52 m (HansA49)	* β^- (HeyF37b) Δ -68.43 (MTW)	A chem, n-capt (HeyF37b) chem, excit, cross bomb (LivJ39a, KenJ39) daughter Zn^{69m} (KenJ39)	β 0.90 max γ no γ	daughter Zn^{69m} (KenJ39) Zn^{68} (n, γ) (HeyF37b, HeyF36, SerL47b, HumV51, SagR39) Ga^{71} (d, a) (LivJ39a)
Zn^{69m}	13.8 h (LivJ39a) others (HopH50, HopH48)	*IT (KenJ39) Δ -67.99 (LHP, MTW)	A chem, excit (ThorRL38) chem, excit, cross bomb (LivJ39a, KenJ39) parent Zn^{69} (KenJ39)	γ Zn X-rays, 0.439 (95%) e 0.429 daughter radiations from Zn^{69}	Zn^{68} (n, γ) (ThorRL38, LivJ39a, SerL47b) Ga^{71} (d, a) (LivJ39a)
Zn^{70}	$t_{1/2}$ ($\beta\beta$) $> 10^{15}$ y sp act (FremJ52)	% 0.62 (BaiK50) Δ -69.55 (MTW) σ_c 0.10 (to Zn^{71}) 0.01 (to Zn^{71m}) (GoldmDT64)			
Zn^{71}	2.4 m (ThwT61) 2.2 m (LBlaJ55, HugD46)	* β^- (HugD46) Δ -67.5 (MTW)	C n-capt, cross bomb (HugD46) n-capt, sep isotopes (LBlaJ55)	β 2.61 max γ 0.120 (0.9%), 0.39 (1.3%), 0.510 (13%), 0.92 (3%), 1.12 (1.3%)	Zn^{70} (n, γ) (HugD46, LBlaJ55, ThwT61)
Zn^{71m}	3.92 h (LevkV58) 4.1 h (SonT64) 4.0 h (ThwT61)	* β^- (LBlaJ55) Δ -67.2 (LHP, MTW)	A sep isotopes, n-capt (LBlaJ55) chem (SonT64)	β 1.46 max γ 0.13 (9%), 0.385 (94%), 0.495 (75%), 0.609 (65%), 0.76 (5%), 0.99 (8%), 1.11 (4%)	Zn^{70} (n, γ) (LBlaJ55, ThwT61, TanP64, SonT64)
Zn^{72}	46.5 h (ThwT63) 49 h (SiegJ51) 37 h (IshM63)	* β^- (SiegJ51) Δ -68.14 (MTW)	A chem, genet (SiegJ46, SiegJ51) parent Ga^{72} (SiegJ51)	β 0.30 max e 0.005, 0.014 γ Ga X-rays, 0.015 (8%), 0.046 (weak), 0.145 (90%), 0.192 (10%) daughter radiations from Ga^{72}	fission (SiegJ51, SteinE51c, GoeR49, FolR51, TurA51a, ThwT63, KjeA63)
$^{63}_{31}\text{Ga}$	33 s (NurM65)	* $[\beta^+, \text{EC}]$ (NurM65) Δ -57 (MTW)	B chem, excit, cross bomb, genet (NurM65) parent Zn^{63} (NurM65)		Cu^{63} (a, 4n) (NurM65) Ni^{60} ($\text{Li}^6, 3n$) + Ni^{58} (Li^6, n) (NurM65)
Ga^{64}	2.6 m (CrasB53) 2.5 m (CohB53)	* β^+ , (CrasB53), [EC] Δ -58.93 (MTW)	B chem, cross bomb (CrasB53) chem, excit, sep isotopes (CohB53)	β^+ 6.05 max (33%), 2.8 max γ 0.511 (196%, γ^\pm), 0.80 (15%), 0.992 (43%), 1.25 (7%), 1.38 (14%), 1.56 (7%), 1.78 (5%), 2.18 (11%), 2.34 (9%), 3.32 (18%)	Cu^{63} (a, 3n) (CrasB53) Zn^{64} (p, n) (CohB53, JacoT60) Zn^{64} (d, 2n) (CrasB53)
Ga^{65}	15.2 m (DaniH57a) 15 m (AlvL38, LivJ39d, CrasB54, KoesL54, PoolM52)	*EC (AlvL38) $\beta^+ > 50\%$ (AteA52) Δ -62.66 (MTW)	A chem, genet (LivJ39d) parent Zn^{65} (LivJ39d) daughter Ge^{65} (PorIN58)	β^+ 2.24 max (12%), 2.11 max e 0.044, 0.053, 0.105 γ Zn X-rays, 0.054 (8%), 0.061 (12%), 0.115 (55%), 0.152 (10%), 0.206 (4%), 0.511 (180%, γ^\pm), 0.75 (10%), 0.93 (3%)	Cu^{63} (a, 2n), Zn^{64} (d, n), Zn^{64} (p, γ) (MorrD59)
Ga^{65}	8.0 m (CrasB54)	* α	G chem, excit, cross bomb (CrasB54) activity not observed (MorrD59)		alphas on Cu, protons on Zn (CrasB54)
Ga^{66}	9.45 h (LangeL50d) 9.3 h (RudG64) 9.5 h (CarvJ59) 9.4 h (RideL37a, BucJ38) 9.2 h (MukA50, MannW37) others (FrauH57b)	* β^+ 57%, EC 43% (CamD63) Δ -63.71 (MTW)	A chem, excit (MannW37, RideL37) daughter Ge^{66} (HopH49)	β^+ 4.153 max γ Zn X-rays, 0.511 (114%, γ^\pm), 0.828 (5%), 1.039 (37%), 1.91 (3%), 2.183 (5%), 2.748 (25%), 4.30 (5%)	Cu^{63} (a, n) (MannW37, RideL37a, LangeL50d)

Isotope Z A	Half-life	Type of decay (α, β, γ); % abundance; Mass excess ($\Delta = M - A$), MeV ($C^{12} = 0$); Thermal neutron cross section (σ), barns	Class; Identification; Genetic relationships	Major radiations: approximate energies (MeV) and intensities	Principal means of production
$^{67}_{31}\text{Ga}$	77.9 h (TobJ55, TobJ51) 79.2 h (RudG64) 78.2 h (MCowD48) others (HopH50, HopH48, MannW38)	α EC (AlvL38) no β^+ , lim 0.01% (MeyW53) Δ -66.87 (MTW)	A chem, excit (MannW38, MannW38a) chem, excit, cross bomb (AlvL38) daughter Ge^{67} (HopH49)	γ Zn X-rays, 0.093 (40%), 0.184 (24%), 0.296 (22%), 0.388 (7%) e^- 0.084, 0.092	Zn^{67} (d, n) (AlvL38, ValleG39) Cu^{65} (a, 2n) (HubbJ57)
Ga^{68}	68.3 m (EbrT65) 68.2 m (BormM65) 68 m (RideL37a, PerlmM48, KoesL54)	α β^+ 88%, EC 12% (RamasM59a, TayH63a) Δ -67.07 (MTW)	A chem, excit (BotW37a, RideL37a) daughter Ge^{68} (HopH48, HopH50)	β^+ 1.90 max γ Zn X-rays, 0.511 (176%, γ^\pm), 0.80 (0.4%), 1.078 (3.5%), 1.24 (0.14%), 1.87 (0.15%)	daughter Ge^{68} (HopH48) Cu^{65} (a, n) (RideL37a, MannW37) Zn^{68} (p, n) (DubL38, BucJ38, MukA50) Zn^{67} (d, n) (ValleG39)
Ga^{69}		% 60.2 (IngM48b) 60.5 (AntkS53) Δ -69.326 (MTW) σ_c 1.9 (GoldmDT64)			
Ga^{70}	21.1 m (BunkM57) 20 m (AmaE35, MannW38)	α β^- (DubL38) Δ -68.90 (MTW)	A chem, n-capt (AmaE35) chem, excit (DubL38)	β^- 1.65 max γ 0.173 (0.16%), 1.040 (0.5%)	Ga^{69} (n, γ) (AmaE35, SerL47b)
Ga^{71}		% 39.8 (IngM48b) 39.5 (AntkS53) Δ -70.135 (MTW) σ_c 5.0 (GoldmDT64)			
Ga^{72}	14.12 h (WyaE61) 14.08 h (BisG50) 14.3 h (SiegJ51, MandeC43a) 14.1 h (SagR39) others (LangeL60)	α β^- (SagR39) Δ -68.58 (MTW)	A chem, n-capt, excit (LivJ38b, SagR39) daughter Zn^{72} (SiegJ51)	β^- 3.15 max γ 0.601 (8%), 0.630 (27%), 0.835 (96%), 0.894 (10%), 1.050 (7%), 1.465 (3.5%), 1.60 (5%, complex), 1.860 (5%), 2.201 (26%), 2.50 (20%, doublet)	Ga^{71} (n, γ) (SagR39, SerL47b, SiegJ51)
Ga^{73}	4.9 h (YthC58) 5.1 h (MarqL59) 5.0 h (SiegJ51)	α β^- (SiegJ51) Δ -69.74 (MTW)	A chem, excit (SiegJ46, SiegJ51) chem, sep isotopes, cross bomb (YthC58)	β^- 1.19 max e^- 0.012, 0.043, 0.053 γ Ge X-rays, 0.054 (9%), 0.295 (94%), 0.74 (6%) daughter radiations from Ge^{73m} included in above listing	Ge^{73} (n, p) (SiegJ51, YthC58) Ge^{76} (d, an) (YthC58)
Ga^{74}	8.0 m (YthC59b) 7.8 m (EicE58) others (MarinJ60, MoriH56)	α β^- (EicE58) Δ -67.8 (MTW)	A decay charac, excit (MoriH56) chem, sep isotopes, excit, genet energy levels (EicE58, EicE62)	β^- 2.5 max γ 0.50 (11%, complex?), 0.60 (100%, doublet), 0.87 (9%, doublet), 1.11 (5%), 1.20 (8%, doublet), 1.33 (5%), 1.46 (8%, doublet), 1.76 (7%, doublet), 2.35 (45%)	Ge^{76} (d, a) (YthC59b) Ge^{74} (n, p) (MarinJ60, EicE62, EicE58, YthC59b)
Ga^{75}	2.0 m (MoriH60) 1.5 m (YthC60a)	α β^- (MoriH60, YthC60a) Δ -68.5 (MoriH60, MTW)	D chem (YthC60a)	β^- 3.3 max γ 0.36 ? (1%), 0.58 (3%) [daughter radiations from Ge^{75}]	Ge^{76} (n, pn) (YthC60a) Ge^{76} (γ , p) (MoriH60)
Ga^{76}	32 s (TakaK61)	α β^- (TakaK61)	C genet energy levels (TakaK61)	β^- 6 max γ 0.563, 0.96, 1.12	Ge^{76} (n, p) (TakaK61)
$^{65}_{32}\text{Ge}$	1.5 m (PoriN58)	α β^+ (PoriN58), [EC] Δ -56 (MTW)	A chem, excit, sep isotopes, genet (PoriN58) parent Ga^{65} (PoriN58)	β^+ 3.7 max γ 0.511 (197%, γ^\pm), 0.67 (3%), 1.72 (2%) daughter radiations from Ga^{65}	Zn^{64} (a, 3n) (PoriN58)
Ge^{66}	2.4 h (RiccR60a) 2.5 h (HopH50) others (RiccR56, ZinH65)	α β^+ \approx 62%, EC \approx 38% (RiccR60a) EC(K) \approx 48% (ZinH65) Δ -60.7 (MTW)	A chem, genet (HopH49) parent Ga^{66} (HopH49)	β^+ 2.0 max (<10%), 1.3 max γ Ga X-rays, 0.046 (37%), 0.068 (11%), 0.114 (22%), 0.185 (23%), 0.245 (7%), 0.27 (19%), 0.30 (6%), 0.34 (19%), 0.38 (48%, doublet?), 0.40 (6%), 0.47 (19%), 0.511 (124%, γ^\pm) daughter radiations from Ga^{66}	Zn^{64} (a, 2n) (RiccR60a)

Isotope Z A	Half-life	Type of decay (α, β); % abundance; Mass excess ($\Delta = M - A$), MeV ($C^{12} = 0$); Thermal neutron cross section (σ), barns	Class; Identification; Genetic relationships	Major radiations: approximate energies (MeV) and intensities	Principal means of production
$^{67}_{32}\text{Ge}$	18.7 m (RiccR59) 18.6 m (CogM65) 21 m (HopH50, VasiSS64) 19 m (AteA53) others (RiccR56)	α β^+ , EC (HopH50, RiccR59) Δ -62.5 (MTW)	A chem, genet (HopH49) parent Ga^{67} (HopH49)	β^+ 3.1 max Y 0.170 (105%, doublet), 0.511 (170%, γ^{\pm}), 0.84 (4%), 0.92 (7%), 1.48 (5%) daughter radiations from Ga^{67}	Zn^{64} (a, n) (RiccR59)
Ge^{68}	275 d (CrasB56) 250 d (HopH50)	α EC (HopH48) no β^+ , lim 0.4% (RamasM59a) Δ -67 (MTW)	A chem (MannW38) chem, genet (HopH48) parent Ga^{68} (HopH48, HopH50)	Y Ga X-rays daughter radiations from Ga^{68}	Zn^{66} (a, 2n) (MannW38, RamasM59a, HoreD59)
Ge^{69}	36 h (TemJ65) 40.4 h (NusR57) 38.5 h (SchweC63) 40 h (MCowD48, HopH50) others (MannW38, HubeO44a)	α EC \approx 67%, β^+ \approx 33% (MCowD48) EC(K) \approx 55% (ZinH65) Δ -67.101 (MTW)	A chem (MannW38) chem, excit, cross bomb (MCowD48) daughter As^{69} (ButeF55)	β^+ 1.22 max Y Ga X-rays, 0.511 (68%, γ^{\pm}), 0.573 (13%), 0.872 (10%), 1.107 (28%), 1.335 (3%)	Ga^{69} (d, 2n) (SeaG41, MCowD48, HudC51, TemJ65)
<u>Ge^{70}</u>		% 20.55 (IngM48e) Δ -70.558 (MTW) σ_c 3.2 (GoldmDT64)			
Ge^{71}	11.4 d (MCowD48) 11 d (MandeC49, SeaG41)	α EC, no β^+ (MCowD48, MandeC49) Δ -69.90 (MTW)	A chem, excit, cross bomb (SeaG41) sep isotopes, n-capt (ReynS50) daughter As^{71} (HopH49)	Y Ga X-rays	Ge^{70} (n, γ) (SerL47b, MCowD48, MandeC49, ReynS50) Ga^{71} (d, 2n) (SeaG41, MCowD48)
$\text{Ge}^?$	14 d (LangeM56, LangeM54b)	α EC (LangeM56, LangeM54b)	E chem, critical abs (LangeM56, LangeM54b)	Y Ga X-rays, continuous internal bremsstrahlung to 0.15	neutrons on Ge (LangeM54b, LangeM56)
<u>Ge^{72}</u>		% 27.37 (IngM48e) Δ -72.579 (MTW) σ_c 1.0 (GoldmDT64)			
<u>Ge^{73}</u>		% 7.67 (IngM48e) Δ -71.293 (MTW) σ_c 14 (GoldmDT64)			
Ge^{73m}	0.53 s (CamE57)	α IT (CamE57) Δ -71.226 (LHP, MTW)	A n-capt, chem, genet (CamE57) daughter As^{73} (CamE57)	Y Ge X-rays, 0.054 (9%) e ⁻ 0.012, 0.043, 0.053	daughter As^{73} (CamE57)
<u>Ge^{74}</u>		% 36.74 (IngM48e) Δ -73.419 (MTW) σ_c 0.3 (to Ge^{75}) 0.2 (to Ge^{75m}) (GoldmDT64)			
Ge^{75}	82 m (MCowD48) 89 m (SeaG41) 79 m (ReynS50)	α β^- (SeaG41) Δ -71.83 (MTW)	A chem, excit, cross bomb (SeaG41) n-capt, sep isotopes (ReynS50)	β^- 1.19 max Y 0.066 (0.3%), 0.199 (1.4%), 0.265 (11%), 0.427 (0.3%), 0.477 (0.3%), 0.628 (0.1%)	Ge^{74} (n, γ) (ReynS50, SmiA52c, SagR39, SagR41, SerL47b) As^{75} (n, p) (SagR41, SeaG41, MCowD48)
Ge^{75m}	48 s (SmiA52c) 49 s (BursS54a) 42 s (FlaA52)	α IT (FlaA52) Δ -71.69 (LHP, MTW)	A excit (FlaA52) cross bomb, n-capt, sep isotopes (SmiA52c)	Y Ge X-rays, 0.139 (34%) e ⁻ 0.128, 0.138 daughter radiations from Ge^{75}	Ge^{74} (n, γ) (SmiA52c, FlaA52) As^{75} (n, p) (FlaA52, SmiA52c)
<u>Ge^{76}</u>	$t_{1/2}(\beta\beta) > 2 \times 10^{16}$ y sp act (FremJ52)	% 7.67 (IngM48a) Δ -73.209 (MTW) σ_c 0.1 (to Ge^{77}) 0.1 (to Ge^{77m}) (GoldmDT64)			

Isotope Z A	Half-life	Type of decay (☛☛); % abundance; Mass excess ($\Delta=M-A$, MeV ($C^{12}=0$); Thermal neutron cross section (σ), barns	Class; Identification; Genetic relationships	Major radiations: approximate energies (MeV) and intensities	Principal means of production
$^{77}_{32}\text{Ge}$	11.3 h (LyoW57) 12 h (SeaG41, SteinE51)	☛☛ β^- (SagR41) Δ -71.2 (MTW)	A chem, excit, cross bomb (SeaG41) parent $^{77}_{33}\text{As}$ (SteinE46, SteinE51)	β^- 2.2 max e^- 0.198, 0.253 γ As X-rays, 0.21 (61%, doublet), 0.263 (45%), 0.368 (15%), 0.417 (25%), 0.563 (18%), 0.632 (11%), 0.73 (14%, complex), 0.80 (6%, complex), 0.93 (5%, complex), 1.09 (6%), others to 2.4 daughter radiations from $^{77}_{33}\text{As}$	Ge^{76} (n, γ) (LyoW57, ReynS50, SagR39, SagR41, SerL47b)
$^{77m}_{32}\text{Ge}$	54 s (LyoW57) 52 s (BursS54a) 59 s (ArnJ47, VKooJ65) others (ReynS50)	☛☛ β^- 76%, IT 24% (VKooJ65) β^- 73%, IT 27% (LyoW57) β^- \approx 85%, IT \approx 15% calc from (BursS54a) Δ -71.0 (LHP, MTW)	A cross bomb, genet, n-capt (ArnJ47) sep isotopes (ReynS50) parent $^{77}_{33}\text{As}$ (ArnJ47, ReynS50)	β^- 2.9 max e^- 0.148, 0.158 γ Ge X-rays, 0.159 (12%), 0.215 (21%)	Ge^{76} (n, γ) (LyoW57, ReynS50, ArnJ47)
$^{78}_{32}\text{Ge}$	1.47 h (FritK65, KvaE65) 1.43 h (SugaN53) 2.1 h (YthC59a, SteinE51)	☛☛ β^- (SteinE51) Δ -71.8 (KvaE65, MTW)	B chem, genet (SteinE46, SteinE51, YthC59a) parent $^{78}_{33}\text{As}$ (SteinE46, SteinE51, SugaN53, YthC59a)	β^- 0.71 max γ 0.277 (94%) daughter radiations from $^{78}_{33}\text{As}$	fission (SteinE51, FritK65, KvaE65) Se^{82} (n, an) (YthC59a)
$^{68}_{33}\text{As}$	\approx 7 m (ButeF55)	☛☛	E chem, excit (ButeF55)		Ge^{70} (p, 3n) (ButeF55)
$^{69}_{33}\text{As}$	15 m (ButeF55)	☛☛ β^+ (ButeF55), [EC] Δ -63.2 (MTW)	B chem, genet (ButeF55) parent $^{69}_{34}\text{Se}$ (ButeF55)	β^+ 2.9 max γ 0.23, 0.511 (γ^\pm) daughter radiations from $^{69}_{34}\text{Se}$	Ge^{70} (p, 2n) (ButeF55)
$^{70}_{33}\text{As}$	52 m (HopH50, VerkB52) 47 m (SouA55)	☛☛ β^+ (HopH50) no EC, lim 20% (VerkB52) Δ -64.32 (MTW)	A chem (HopH49, HopH50) chem, decay charac (SouA55) chem (VerkB52) chem, excit (ButeF55) daughter $^{70}_{34}\text{Se}$ (HopH50)	β^+ 2.89 max (6%), 2.14 max γ [Ge X-rays], 0.511 (183%, γ^\pm), 0.60 (23%), 0.67 (25%), 0.75 (23%), 0.91 (17%), 1.040 (78%), 1.12 (23%), 1.36 (12%), 1.42 (10%), 1.54 (7%), 1.71 (22%), 1.80 (6%), 2.03 (19%), others to 4.7	Ge^{70} (p, n) (ButeF55) Ge^{70} (d, 2n) (VerkB52, BornP63)
$^{71}_{33}\text{As}$	62 h (GravW55) 60 h (HopH50, StokP53, BeydJ57a) 65 h (AttH53, ThuS54b)	☛☛ EC \approx 70%, β^+ \approx 30% (ThuS54b) EC(K) \approx 54% (ZinH65) Δ -67.89 (MTW)	A chem (SagR41) chem, genet (HopH49) mass spect (BracD52) parent $^{71}_{34}\text{Se}$ (HopH49)	β^+ 0.81 max e^- 0.012, 0.022, 0.164 γ Ge X-rays, 0.175 (90%), 0.511 (60%, γ^\pm) daughter radiations from $^{71}_{34}\text{Se}$	Ga^{69} (a, 2n) (MeiJ50) Ge^{70} (d, n) (GravW55, ThuS54b, BracD52, MCowD48a)
$^{72}_{33}\text{As}$	26 h (MCowD48a) 27 h (HopH50)	☛☛ EC, β^+ (MCowD48a) EC(K) $<$ 30% (ZinH65) Δ -68.22 (MTW)	A chem, excit (MitA47) chem, excit, sep isotopes (MCowD48a) daughter $^{72}_{34}\text{Se}$ (HopH48, HopH50)	β^+ 3.34 max (17%), 2.50 max e^- 0.679 γ Ge X-rays, 0.511 (150%, γ^\pm), 0.630 (8%), 0.835 (78%), other weak γ 's to 3.7 (each $<$ 3%)	daughter $^{72}_{34}\text{Se}$ (HopH48) Ga^{69} (a, n) (MitA47, MCowD48a, MeiJ50, BrunE56)
$^{73}_{33}\text{As}$	80.3 d (GleG64) 76 d (MCowD48a) others (SagR39a, MeiJ50)	☛☛ EC, no β^+ , lim 2% (MCowC48a, ElliL43b) Δ -70.92 (MTW)	A chem (SagR39a) chem, excit, cross bomb, sep isotopes (MCowC48a) mass spect (JohaS51a) parent $^{73m}_{34}\text{Se}$ (CamE57)	γ Ge X-rays, 0.054 (9%) e^- 0.012, 0.043, 0.053 daughter radiations from $^{73m}_{34}\text{Se}$ included in above listing	Ge^{72} (d, n) (SagR39a, JohaS52)
$^{74}_{33}\text{As}$	17.9 d (GleG64) 17.5 d (MCowD48a) others (HopH50, SagR39a, MocD48)	☛☛ β^+ 29%, EC 39%, β^- 32% (GrigE58d) others (GriR59j, HoreD59a, JohaS51, ScoJ57, MeiJ50) Δ -70.855 (MTW)	A excit (CurtB38) chem, excit (SagR39a)	β^- 1.36 max β^+ 1.54 max (3%), 0.95 max (26%) γ Ge X-rays, 0.511 (59%, γ^\pm), 0.596 (61%), 0.635 (14%)	Ga^{71} (a, n) (MCowD48a, HoreD59a)
$^{74m}_{33}\text{As}$	8.0 s (SchaA61a)	☛☛ IT (SchaA61a) Δ -70.572 (LHP, MTW)	B sep isotopes, cross bomb, excit (SchaA61a)	γ 0.283	Ge^{74} (p, n) (SchaA61a) Ge^{73} (p, γ) (SchaA61a)
$^{75}_{33}\text{As}$		% 100 (NierA37a) Δ -73.031 (MTW) σ_c 4.5 (GoldmDT64)			

Isotope Z A	Half-life	Type of decay (α); % abundance; Mass excess ($\Delta = M - A$), MeV ($C^{12} = 0$); Thermal neutron cross section (σ), barns	Class; Identification; Genetic relationships	Major radiations: approximate energies (MeV) and intensities	Principal means of production
$^{33}\text{As}^{76}$	26.4 h (HubeP53, HubeP52) 26.5 h (DzhB55) 26.3 h (MitA40) 26.8 h (WriH57, WeilG42) 26.1 h (PhiK48)	β^- , no β^+ , lim 0.03% (BarbW47) no EC(K), lim 0.02% (ScoJ57) Δ -72.29 (MTW)	A chem, n-capt (AmaE35)	β^- 2.97 max γ 0.559 (43%), 0.657 (6%), 1.22 (5%, doublet), 1.44 (0.7%, doublet), 1.789 (0.3%), 2.10 (0.9%, doublet)	As^{75} (n, γ) (AmaE35, CurtB38, OrsA49, HumV51)
As^{77}	38.7 h (BunkM53, SchmJ55) 38 h (SugaN53, TurA51a) 39 h (EndP54, ReynS53) others (SteinE51)	β^- (SteinE51) Δ -73.92 (MTW)	A chem, genet (SteinE46, SteinE51) daughter Ge^{77} (SteinE51, SteinE46) daughter Ge^{77m} (ArnJ47, ReynS50)	β^- 0.68 max γ 0.086 (0.1%), 0.239 (2.5%), 0.522 (0.8%) daughter radiations from Se^{77m}	Ge^{76} (n, γ) $\text{Ge}^{77} + \text{Ge}^{77m}$ (β^-) (LyoW57, ArnJ47, ReynS57)
As^{78}	91 m (SugaN53, KjeA59) 90 m (SteinE51, BrigR51) 88 m (CunJ53) others (SneA37, SagR39a, CurtB38)	β^- (SneA37) Δ -72.8 (MTW)	B chem (SneA37) excit (CurtB38) daughter Ge^{78} (SteinE46, SteinE51, SugaN53, YthC59a)	β^- 4.1 max γ 0.614 (f 42), 0.70 (f 15), 0.83 (f 8), 1.31 (f 11)	Br^{81} (n, α) (SneA37, SagR39a, BrigR51) fission (SteinE46, SteinE51) Se^{78} (n, p) (NemY58a)
As^{78m}	6 m (NemY58a)	IT (?) (NemY58a)	G excit (NemY58a) activity not observed (FritK65a)		neutrons on Se^{78} (NemY58a)
As^{79}	9.0 m (CunJ53) 9.1 m (YthC54)	β^- (VHaaP52) Δ -73.7 (MTW)	A chem (ButeF50) chem, genet (YthC54, CunJ53) parent Se^{79m} (YthC54, CunJ53)	β^- 2.15 max γ 0.36 (2%), 0.43 (2%), 0.54 (0.5%), 0.73 (0.5%), 0.89 (1%) daughter radiations from Se^{79m}	Se^{82} (n, α) [Ge^{79}] (β^-) (YthC61, YthC54) Se^{80} (n, pn) (VHaaP52, YthC61) Se^{80} (γ , p) (KuroT61a)
As^{80}	15.3 s (MeaRE59) others (YthC54)	β^- (MeaRE59) Δ -71.8 (MTW)	C chem, excit (YthC54) excit, sep isotopes (MeaRE59)	β^- 6.0 max γ 0.666 (42%), 0.8 (1.4%, complex), 1.22 (4%), 1.64 (4%), 1.77 (1.7%)	Se^{80} (n, p) (MeaRE59, YthC54)
As^{81}	33 s (YthC60) 31 s (MoriH60)	β^- (YthC60, MoriH60) Δ -72.6 (MoriH60, MTW)	B chem, excit (MoriH60, YthC60)	β^- 3.8 max γ no γ	Se^{82} (n, pn) (YthC60) Se^{82} (γ , p) (MoriH60)
As^{85}	0.43 s (WanR55)	$[\beta^-]$, n (WanR55)	F excit (WanR55)		fission (WanR55)
$^{34}\text{Se}^{70}$	\approx 44 m (HopH50)	β^+ (HopH50), [EC]	D chem (HopH49, HopH50) parent As^{70} (HopH50)	γ [As X-rays, 0.511 (γ^\pm)] [daughter radiations from As^{70}]	As^{75} (d, 7n) (HopH50)
Se^{71}	4.5 m (AteA57) 5 m (BeydJ57)	β^+ (BeydJ57), [EC] Δ -63.5 (MTW)	B chem, excit (BeydJ57, AteA57)	β^+ 3.4 max γ 0.16, 0.511 (γ^\pm , [195%])	Ge^{70} (a, 3n) (AteA57) N^{14} on Cu (BeydJ57)
Se^{72}	8.4 d (CumJ58) 9.7 d (HopH50)	β^+ EC (HopH50) no β^+ , lim 0.1% (CumJ58) Δ -68 (MTW)	A chem, genet (HopH48) parent As^{72} (HopH48, HopH50)	γ As X-rays, 0.046 (59%) e^- 0.034, 0.044 daughter radiations from As^{72}	As^{75} (d, 5n) (HopH48, HopH50) Ge^{70} (a, 2n) (CumJ58)
Se^{73}	7.1 h (CowW48, ScoF51, HaywR56, RiccR60c) others (HopH50)	β^+ 65%, EC 35% (HaywR56, LHP) others (KuzM57, RiccR60c) no IT (RiccR60c) Δ -68.17 (MTW)	A chem (HopH48) chem, excit, sep isotopes (CowW48)	β^+ 1.66 max? (\leq 0.7%), 1.30 max e^- 0.054, 0.064, 0.347 γ As X-rays, 0.066 (65%), 0.359 (99%), 0.511 (130%, γ^\pm) daughter radiations from As^{73}	Ge^{70} (a, n) (CowC48, ScoF51, RiccR60c) As^{75} (d, 4n) (HopH50)
Se^{73}	42 m (RiccR60c) 44 m (HooF53)	β^+ , EC (HooF53, RiccR60c) Δ -68.2 (RiccR60c, MTW)	B chem, excit (ScoF53)	β^+ 1.7 max γ As X-rays, 0.088 ? (6%), 0.251 ? (14%), 0.58 ? (6%)	Ge^{70} (a, n) (RiccR60c) Ge^{72} (a, 3n) (HooF53)
Se^{74}		% 0.87 (WhiJ48) Δ -72.212 (MTW) σ_c 30 (GoldmDT64)			

Isotope Z A	Half-life	Type of decay (α, β, γ); % abundance; Mass excess ($\Delta=M-A$), MeV ($C^{12}=0$); Thermal neutron cross section (σ), barns	Class; Identification; Genetic relationships	Major radiations: approximate energies (MeV) and intensities	Principal means of production
$^{75}_{34}\text{Se}$	120.4 d (EasH60) 120 d (WriH57, HopH50) 127 d (CowW48) others (CorkJ50f, FrieH47)	α EC, no β^+ (FrieH47, CowW48, CorkJ50f) Δ -72.166 (MTW)	A chem, excit (DubL40a, KenC42) sep isotopes, n-capt (CorkJ50f)	γ As X-rays, 0.066 (1.0%), 0.097 (3.3%), 0.121 (17%), 0.136 (57%), 0.265 (60%), 0.280 (25%), 0.401 (12%) e^- 0.085, 0.095, 0.109, 0.124, 0.253	Se^{74} (n, γ) (CorkJ50f, SerL47b, FrieH47) As^{75} (d, 2n) (KenC42, FrieH47, CowW48, HopH50) As^{75} (p, n) (DubL40a)
$^{76}_{34}\text{Se}$		% 9.02 (WhiJ48) Δ -75.26 (MTW) σ_c 63 (to Se^{77}) 22 (to Se^{77m}) (GoldmDT64)			
$^{77}_{34}\text{Se}$		% 7.58 (WhiJ48) Δ -74.60 (MTW) σ_c 42 (GoldmDT64)			
$^{77m}_{34}\text{Se}$	17.5 s (ArnJ47, CanR51a, RutW52) 17.4 s (FlaA50) 17.7 s (AlexKF63) 18.8 s (MalmS62)	α IT (ArnJ47) Δ -74.44 (LHP, MTW)	A n-capt (ArnJ47) sep isotopes, n-capt (Goldm48a) genet (CanR51a) daughter Br 77 (CanR51a, CanR51c)	γ Se X-rays, 0.161 (50%) e^- 0.148, 0.160	Se^{76} (n, γ) (Goldm48a, ArnJ47) daughter Br 77 (CanR51a, CanR51c)
$^{78}_{34}\text{Se}$		% 23.52 (WhiJ48) Δ -77.021 (MTW) σ_c 0.05 (to Se^{79}) 0.36 (to Se^{79m}) (GoldmDT64)			
$^{79}_{34}\text{Se}$	$\leq 6.5 \times 10^4$ y sp act (est fission yield) (ParkG49a)	α β^- (ParkG49a) Δ -75.921 (MTW)	B chem, decay charac (ParkG49a)	β^- 0.16 max γ no γ	fission (ParkG49a)
$^{79m}_{34}\text{Se}$	3.91 m (YthC54) 3.88 m (CunJ53)	α IT (FlaA50a) Δ -75.825 (LHP, MTW)	A excit, n-capt (FlaA50, FlaA50a) n-capt, sep isotopes (RutW52) daughter As 79 (YthC54, CunJ53)	γ Se X-rays, 0.096 (9%) e^- 0.083, 0.095	Se^{78} (n, γ) (RutW52, FlaA50, FlaA50a)
$^{80}_{34}\text{Se}$		% 49.82 (WhiJ48) Δ -77.753 (MTW) σ_c 0.5 (to Se^{81}) 0.1 (to Se^{81m}) (GoldmDT64)			
$^{81}_{34}\text{Se}$	18.6 m (ApeD57) 18.2 m (YthC54) others (GleL51b, FlaA50, LangsA40, RutW52, WaH48)	α β^- (LangsA40) Δ -76.40 (MTW)	A chem, genet (LangsA40) daughter Se^{81m} (LangsA40)	β^- 1.58 max γ 0.030 (0.06%), 0.28 (0.9%, complex), 0.56 (0.3%, complex), 0.83 (0.2%)	Se^{80} (n, γ), daughter Se^{81m} (SneA37, LangsA40, SerL47b, SunR62)
$^{81m}_{34}\text{Se}$	56.8 m (YthC54) 56.5 m (WafH48) 62 m (ApeD57) 57 m (SneA37, LangsA40) 61 m (YthC59) others (GleL51b, RutW52, BergI49b)	α IT, no β^- (SunR62) IT, [β^-] (YthC59) Δ -76.29 (LHP, MTW)	A chem, excit, cross bomb (SneA37) sep isotopes, n-capt (LeviHA47) mass spect (BergI49b) parent Se^{81} (LangsA40)	γ Se X-rays, 0.103 (8%) e^- 0.090, 0.102 daughter radiations from Se^{81}	Se^{80} (n, γ) (SneA37, HeyF37, SerL47b, LevyHA47)
$^{82}_{34}\text{Se}$	$>10^{17}$ y genet (SharmH53)	% 9.19 (WhiJ48) Δ -77.59 (MTW) σ_c 0.004 (to Se^{83}) 0.05 (to Se^{83m}) (GoldmDT64)			
$^{83}_{34}\text{Se}$	25 m (GleL51a) 26 m (RutW52) others (LangsA40, YthC54)	α β^- (SneA37) Δ -75.4 (CocR59, MTW)	A chem, excit, cross bomb (SneA37) chem, genet (LangsA40) parent Br 83 (LangsA40, GleL51a)	β^- 1.8 max γ 0.22 (44%), 0.36 (69%), 0.52 ? (59%), 0.71 ? (25%), 0.83 ? (41%, complex), 1.06 ? (16%), 1.31 ? (25%), 1.88 (16%), 2.29 (9%) daughter radiations from Br 83 , Kr 83m	Se^{82} (n, γ) (SneA37, LangsA40, SerL47b, CocR59)

Isotope Z A	Half-life	Type of decay ($\alpha, \beta, \gamma, \dots$); % abundance; Mass excess ($\Delta = M - A$), MeV ($C^{12} = 0$); Thermal neutron cross section (σ), barns	Class; Identification; Genetic relationships	Major radiations: approximate energies (MeV) and intensities	Principal means of production
$^{83m}_{34}\text{Se}$	70 s (CocR58) 69 s (RutW52) 67 s (ArnJ47)	α β^- (ArnJ47) Δ -75.2 (CocR59, MTW)	A chem, genet (ArnJ47) parent Br^{83} (ArnJ47)	β^- 3.8 max γ 0.35 (\uparrow 16), 0.65 (\uparrow 20), 1.01 (\uparrow 100, complex), 2.02 (\uparrow 40) daughter radiations from Br^{83} , Kr^{83m}	Se^{82} (n, γ) (ArnJ47, CocR58)
Se^{84}	3.3 m (SatJ60)	α [β^-] (SatJ60)	A chem, genet (GleL46) parent 31.8 m Br^{84} (GleL51, EdwR51, SatJ60) not parent 6.0 m Br^{84} (SatJ60)		fission (SatJ60)
Se^{85}	39 s genet (SatJ60)	α [β^-] (SatJ60)	B chem, genet (SatJ60) parent Br^{85} (SatJ60)		fission (SatJ60)
Se^{87}	16 s (SatJ60)	α [β^-] (SatJ60)	D chem, genet (SatJ60) parent Br^{87} (or Br^{86}) (SatJ60)	daughter radiations from Br^{87}	fission (SatJ60)
$^{74}_{35}\text{Br}$	4 m (HollaJ53)	α (HollaJ53)	E chem, excit (HollaJ53)		C^{12} on Cu (HollaJ53)
Br^{74}	36 m (HollaJ53, GrayJH60) 26 m (ButeF60a) 42 m (BeydJ57a)	α β^+ , [EC] (HollaJ53) Δ -65 (MTW)	B chem, excit (HollaJ53) chem, genet energy levels (BeydJ57a) daughter Kr^{74} (20 m) (GrayJH60) daughter Kr^{74} (12 m) (ButeF60a)	β^+ 4.7 max γ 0.511 (γ^{\pm}), 0.64	Cu^{65} (C^{12} , 3n) (HollaJ53)
Br^{75}	1.7 h (BaskK61, WoodwL48a) 1.6 h (HollaJ53, BeydJ57a)	α $\beta^+ \approx 90\%$, EC $\approx 10\%$ (BaskK61) Δ -69.44 (MTW)	B chem, cross bomb, sep isotopes (WoodwL48a) daughter Kr^{75} (ButeF60a)	β^+ 1.70 max γ [Se X-rays], 0.285, 0.511 (180%, γ^{\pm}), 0.62	Se^{74} (d, n) (WoodwL48a, FulS52, BaskK61) Se^{74} (p, γ) (WoodwL48a) Cu^{65} (C^{12} , 2n) (HollaJ51)
Br^{76}	16.1 h (GirR59c) 16.2 h (DosI63) 16.3 h (ButeF60a) 17.2 h (FulS52) 17.5 h (ThuS55)	α $\beta^+ \approx 62\%$, EC $\approx 38\%$ (DosI63) [$\beta^+ 67\%$, EC 33%] (GirR59c) EC(K) 20% (KuzM57) Δ -70.6 (MTW)	A chem (HopH48a) chem, sep isotopes (FulS52) chem, mass spect (ThuS55) daughter Kr^{76} (CareA54, ThuS55, DosI63)	β^+ 3.6 max γ Se X-rays, 0.511 (133%, γ^{\pm}), 0.559 (63%), 0.65 (19%), 0.75 (6%), 0.85 (7%), 1.21 (13%), 1.37 (5%), 1.47 (7%), 1.86 (11%), 2.10 (7%), 2.39 (4%), 2.78 (5%), 2.97 (8%), 3.57 (2%)	As^{75} (a, 3n) (GirR59c)
Br^{77}	57 h (HollaJ51) 58 h (WoodwL48a)	α EC 99%, $\beta^+ 1\%$ (SehR54) others (WoodwL48a) Δ -73.24 (MTW)	A chem, sep isotopes (WoodwL48a) parent Se^{77m} (CanR51c, CanR51a)	β^+ 0.34 max e 0.229, 0.287, 0.508 γ Se X-rays, 0.24 (30%, complex), 0.300 (6%), 0.52 (24%), 0.58 (7%), 0.75 (2%), 0.82 (3%), 1.00 (1.3%) daughter radiations from Se^{77m}	As^{75} (a, 2n) (HollaJ51, CanR51a, MonaS63)
Br^{77m}	4.2 m (GooA59)	α IT (GooA59) Δ -73.13 (LHP, MTW)	B excit, sep isotopes (GooA59)	γ [Br X-rays], 0.108 e 0.094, 0.106 (these radiations were formerly assigned to Br^{78})	Se^{76} (p, γ) (GooA59)
Br^{78}	6.5 m (SchaA61a, RikR61) 6.4 m (SneA37) 6.2 m (PierW60)	α $\beta^+ [92\%]$, EC [8%] (RikR61, PierW60) Δ -73.45 (MTW)	A chem, excit (SneA37) cross bomb (PierW60)	β^+ 2.55 max γ Se X-rays, 0.511 (184%, γ^{\pm}), 0.614 (14%)	As^{75} (a, n) (SneA37) Se^{78} (p, n) (SchaA61a, RikR61, PierW60, BucJ38, ValleG39) Se^{77} (p, γ) (SchaA61a) Se^{77} (d, n) (SneA37, VasiSS62c)
Br^{78}	<6 m (SneA37)	α β^+ (SneA37)	G [genet] (StahP53a) activity not observed (SchaA61a, PierW60)		[daughter Br^{78}] (StahP63a)
Br^{79}		% 50.52 (WilliD46) 50.56 (CamAE55a) Δ -76.075 (MTW) σ_c 8.5 (to Br^{80}) 2.9 (to Br^{80m}) (GoldmDT64)			

Isotope Z A	Half-life	Type of decay (α, β, γ); % abundance; Mass excess ($\Delta = M - A$), MeV ($C^2 = 0$); Thermal neutron cross section (σ), barns	Class; Identification; Genetic relationships	Major radiations: approximate energies (MeV) and intensities	Principal means of production
^{79m}Br 35	4.8 s (GooA59) 5.0 s (SchaG54)	α IT (SchaG54) Δ -75.87 (LHP, MTW)	B excit (SchaG54) excit, sep isotopes (GooA59)	γ [Br X-rays], 0.21	Se^{78} (p, γ) (GooA59) Br^{79} (n, n') (SchaG54)
Br^{80}	17.6 m (KinA57) 18 m (SneA37, SegE39, AmaE35)	α β^- 92%, β^+ 2.6%, EC 5.7% (TrehP62) others (MimW51, ReynJH50, LabJ51, BarbW47) Δ -75.882 (MTW)	A chem, n-capt (AmaE35) chem, excit, cross bomb (SneA37) chem, genet (SegE39) daughter Br^{80m} (SegE39, DVaud40, SidR41)	β^- 2.00 max β^+ 0.87 max γ Se X-rays, 0.511 (5%, γ^\pm), 0.618 (7%), 0.666 (1.0%)	Br^{79} (n, γ), daughter Br^{80m} (SneA37, SerL47b, OrsA49, AliA36, SegE39)
Br^{80m}	4.38 h (KinA57) 4.40 h (SchmW60) 4.6 h (MimW51) others (SneA37, BucJ38, BotW39)	α IT (SegE39) Δ -75.796 (LHP, MTW)	A chem, n-capt (AmaE35) chem, excit, cross bomb (SneA37) parent Br^{80} (SegE39, DVaud40, SidR41)	γ Br X-rays, 0.037 (36%) e 0.024, 0.036, 0.047 daughter radiations from Br^{80}	Br^{79} (n, γ) (AliA36, SneA37, SegE39, SerL47b)
Br^{81}		% 49.48 (WilliD46) 49.44 (CamAE55a) Δ -77.97 (MTW) σ_c 3 (GoldmDT64)			
Br^{82}	35.34 h (MerJ62) 35.9 h (CobJ50) 35.1 h (WintF51) 36.0 h (BerneE50) 35.5 h (WyaE61) 35.7 h (SinW51)	α β^- (KurtB35) no EC or β^+ , lim 0.03% (ReynJH50) no β^+ , lim 0.02% (MimW51) Δ -77.50 (MTW)	A chem, n-capt (KurtB35) chem, excit, cross bomb (SneA37) daughter Br^{82m} (EmeJ65, AndeO65)	β^- 0.444 max γ 0.554 (66%), 0.619 (41%), 0.698 (27%), 0.777 (83%), 0.828 (25%), 1.044 (29%), 1.317 (26%), 1.475 (17%)	Br^{81} (n, γ) (SneA37, KurtB35, SerL47b, EmeJ65)
Br^{82m}	6.05 m (AndeO65) 6.20 m (EmeJ65) 6.2 m (Iyer65)	α IT 97.6%, β^- 2.4% (EmeJ65) IT, $\beta^- \approx 0.18\%$ (AndeO65) Δ -77.45 (LHP, MTW)	A chem, genet, sep isotopes (AndeO65) genet (EmeJ65) parent Br^{82} (EmeJ65, AndeO65)	γ Br X-rays, 0.046 (0.3%), 0.777 (0.15%), 1.475 (0.009%) β^- [3.138 max] e [0.033, 0.044] daughter radiations from Br^{82}	Br^{81} (n, γ) (EmeJ65, AndeO65)
Br^{83}	2.41 h (BowlB61) 2.39 h (PastM63) 2.30 h (SwiP53) 2.4 h (GleL51a, SneA37, VasiI58) 2.3 h (LangsA40, HasR51)	α β^- (SneA37) Δ -79.02 (MTW)	A chem, excit (SneA37) daughter Se^{83} , parent Kr^{83m} (LangsA40, StraF40, MoussA41, GleL51a) daughter Se^{83m} (ArnJ47)	β^- 0.93 max γ 0.530 (1.4%) daughter radiations from Kr^{83m}	Se^{82} (n, γ) Se^{83} (β^-) (SneA37, LangsA40, GleL51a, BowlB61)
Br^{84}	31.8 m (JohnN57) 31.7 m (SatJ60) others (StraF40, DuR51, KatcS51)	α β^- (DodR39) Δ -77.7 (MTW)	A chem (DodR39) chem, excit (BornH43) daughter Se^{84} (GleL51, EdwR51, SatJ60) not parent 6.0 m Br^{84} (SatJ60)	β^- 4.68 max γ 0.81 (9%), 0.88 (51%), 1.01 (10%), 1.21 (4%), 1.90 (18%), 2.47 (8%), 3.93 (13%)	Rb^{87} (n, a) (BornH43, SatJ60) fission (DodR39, HahO39c, HahO39e, StraF40, MoussA41, BornH43, KatcS51)
Br^{84}	6.0 m (SatJ60)	α β^- (SatJ60)	A chem, excit, sep isotopes (SatJ60) not daughter Se^{84} (SatJ60) not daughter 31.8 m Br^{84} (SatJ60)	β^- 1.9 max γ 0.44 (68%), 0.88 (75%), 1.46 (75%), 1.89 (16%)	Rb^{87} (n, a) (SatJ60) fission (SatJ60)
Br^{85}	3.00 m (SugaN49) 3.0 m (StraF40, BornH43)	α β^- (StraF40) Δ -78.7 (MTW)	A chem (StraF40) chem, genet (SeeW43) parent Kr^{85m} (SeeW43, SugaN49) daughter Se^{85} (SatJ60)	β^- 2.5 max γ no γ daughter radiations from Kr^{85m}	fission (StraF40, BornH43, SeeW43, SugaN49)
Br^{86}	54 s (StehA62, WilliE63)	α β^- (StehA62) no n, lim 0.25% (SteinE63) Δ -76 (MTW)	B chem, excit, sep isotopes (StehA62)	β^- 7.1 max γ 1.29 (\uparrow 12), 1.36 (\uparrow 39), 1.56 (\uparrow 100), 1.97 (\uparrow 20), 2.34 (\uparrow 20), 2.75 (\uparrow 36)	Kr^{86} (n, p) (StehA62)
Br^{87}	55.6 s (n) (HugD48) 54.5 s (n) (KeeG57, PerloG59) 55.0 s (n) (RedW47) 56.1 s (β^-) (SugaN49) 55.4 s (n) (WilliE63)	α β^- , β^- n ($\approx 2\%$) (LeviJ51, StehA53) Δ -74.6 (WilliE63, MTW)	A chem (StraF40) chem, genet (BornH43, SugaN49) parent Kr^{87} (BornH43, SeeW43, SugaN49) parent Kr^{86} (2%) (SneA47a, SugaN49) daughter Se^{87} (?) (SatJ60)	β^- 8.0 max (?), 2.6 max n 0.3 (mean energy) γ 1.44 (\uparrow 100), 1.85 (\uparrow 18), 2.48 (\uparrow 18), 2.64 (\uparrow 16), 2.98 (\uparrow 25), 3.18 (\uparrow 16), 3.80 (\uparrow 11), 4.19 (\uparrow 21), 4.8 (\uparrow 17), 5.0 (\uparrow 17), 5.2 (\uparrow 12) daughter radiations from Kr^{87}	fission (StraF40, SneA47a, SugaN47, SugaN49, RedW47, HugD48)

Isotope Z A	Half-life	Type of decay ($\alpha, \beta, \gamma, \dots$); % abundance; Mass excess ($\Delta = M - A$), MeV ($C^{12} = 0$); Thermal neutron cross section (σ), barns	Class; Identification; Genetic relationships	Major radiations: approximate energies (MeV) and intensities	Principal means of production
$^{88}_{35}\text{Br}$	15.5 s (SugaN49) 16.3 s (PerloG59) others (PerloG57, KeeG57)	β^- (SugaN49) n (weak) (PerloG59, PerloG57)	A chem, genet (SugaN49) parent Kr^{88} (SugaN49)	γ 0.76	fission (SugaN49, KeeG57, PerloG59, PerloG57)
Br^{89}	4.5 s (n) (HugD48, RedW47) 4.4 s (n) (PerloG59)	β^- , β^- (SneA47, HugD48)	D chem (SneA47) parent Kr^{89} (?), parent Kr^{88} (?) (CoryC51)	n 0.5 (mean energy)	fission (SugaN47, SneA47, SugaN49, RedW47, HugD48)
Br^{90}	1.6 s (PerloG59)	$[\beta^-]$, n (PerloG59)	D chem, decay charac (PerloG59)		fission (PerloG59)
$^{74}_{36}\text{Kr}$	20 m (GrayJH60) 12 m (ButeF60a)	β^+ , [EC] (GrayJH60) Δ -62 (MTW)	B chem, genet (GrayJH60, ButeF60a) parent Br^{74} (36 m) (GrayJH60) parent Br^{74} (26m) (ButeF60a)	β^+ 3.1 max γ 0.511 (γ^\pm) daughter radiations from Br^{74}	protons on Br (GrayJH60) protons on Sr (ButeF60a)
Kr^{75}	5.5 m (ButeF60a) <1 m (GrayJH60)	$[B^+, EC]$ (ButeF60a) Δ -64 (MTW)	E chem, genet (ButeF60a) activity not observed (GrayJH60) parent Br^{75} (ButeF60a)		protons on Br (ButeF60a)
Kr^{76}	14.8 h genet (DosI63) 9.7 s (CareA54) 11 h (ThuS55)	β^+ , EC, no β^+ , lim 1% (DosI63) no EC(K) (CareA54) Δ -69 (MTW)	A chem, genet (CareA54) chem, mass spect (ThuS55) parent Br^{76} (CareA54, ThuS55, DosI63)	γ [Kr X-rays], 0.039, 0.104, 0.135, 0.267, 0.316, 0.407, 0.452 daughter radiations from Br^{76}	Br^{79} (p, 4n) (ThuS55) Se^{74} (a, 2n) (DosI63)
Kr^{77}	1.19 h (ButeF60a) others (ThuS55, WoodwL48a, BeydJ57a)	β^+ , EC \approx 20%, β^+ \approx 80% (ThuS55) others (WoodwL48a) Δ -70.4 (MTW)	A chem, sep isotopes (WoodwL48a) chem, mass spect (ThuS55)	β^+ 1.86 max e^- 0.011, 0.023, 0.094 (with Br^{77m}), 0.106 (with Br^{77m}), 0.118, 0.136 γ Br X-rays, 0.024, 0.108 (with Br^{77m}), 0.131, 0.149, 0.665 daughter radiations from Br^{77}	Br^{79} (p, 3n) (ThuS55)
Kr^{78}		% 0.354 (NierA50a) Δ -74.14 (MTW) σ_c 2 (to Kr^{79}) (GoldmDT64)			
Kr^{79}	34.92 h (BonaE64) 34.5 h (RadP52) others (WoodwL48, CreEC40a, ChacK61)	β^+ , EC 92%, β^+ 8% (NDS, BonaE64) others (RadP52a, RadP52b, RadP55, LangeM54, BergI51d, ThuS54c) Δ -74.46 (MTW)	A chem (CreEC40a) chem, sep isotopes (WoodwL48) mass spect (BracD52) daughter Rb^{79} (ChacK61)	β^+ 0.60 max e^- 0.031, 0.043, 0.123, 0.204, 0.248, 0.384 γ Br X-rays, 0.136 (0.7%), 0.261 (9%), 0.398 (10%), 0.511 (15%), γ^\pm , 0.606 (10%), 0.836 (2.0%), 1.119 (0.5%), 1.336 (0.5%)	Br^{79} (p, n) (CreEC40a) Br^{79} (d, 2n) (ClarE44, BonaE64) Kr^{78} (n, γ) (HoaE51a, BergI51d)
Kr^{79m}	55 s (CreEC40a)	β^+ , IT (?), no β^+ (CreEC40a) Δ -74.33 (LHP, MTW)	D chem (CreEC40a)	γ Kr X-rays, 0.127 e^- 0.113, 0.125	Br^{79} (p, n) (CreEC40a)
Kr^{80}		% 2.27 (NierA50a) Δ -77.89 (MTW) σ_c 15 (GoldmDT64)			
Kr^{81}	2.1×10^5 y sp act, mass spect (EasT64a, ReynJH50a)	β^+ , EC (ReynJH50a) Δ -77.7 (MTW)	A chem, mass spect (ReynJH50a)	γ Br X-rays	Kr^{80} (n, γ) (ReynJH50a, EasT64a)
Kr^{81m}	13 s (ChacK61, CreEC40a) others (KarrD50)	β^+ , IT, no β^+ (CreEC40a) Δ -77.5 (LHP, MTW)	A chem (CreEC40a) genet (KarrD50) daughter Rb^{81} (KarrD50)	γ Kr X-rays, 0.190 (65%) e^- 0.176, 0.188	daughter Rb^{81} (KarrD50)
Kr^{82}		% 11.56 (NierA50a) Δ -80.589 (MTW) σ_c 42 (to Kr^{83}) 3 (to Kr^{83m}) (GoldmDT64)			

Isotope Z A	Half-life	Type of decay ($\alpha, \beta, \gamma, \dots$); % abundance; Mass excess ($\Delta = M - A$), MeV ($C^{12} = 0$); Thermal neutron cross section (σ), barns	Class; Identification; Genetic relationships	Major radiations: approximate energies (MeV) and intensities	Principal means of production
$^{83}_{36}\text{Kr}$		% 11.55 (NierA50a) Δ -79.985 (MTW) σ_c 180 (GoldmDT64)			
Kr^{83m}	1.86 h (DVriL52) 1.90 h (BergI51b) 1.88 h (LangsA40) others (RieW46)	α IT (LangsA40) Δ -79.943 (LHP, MTW)	A chem, genet (LangsA40) mass spect (BergI50) daughter Br^{83} (LangsA40) daughter Rb^{83} (CastS50)	γ Kr X-rays, 0.009 (9%) e 0.007, 0.018, 0.031	daughter Rb^{83} (CastS50)
Kr^{84}		% 56.90 (NierA50a) Δ -82.433 (MTW) σ_c 0.04 (to Kr^{85}) 0.10 (to Kr^{85m}) (GoldmDT64)			
Kr^{85}	10.76 y (LernJ63) 10.3 y (WanR53) 9.4 y (ThodH48a) others (HoaE51)	α β^- (HoaE51) Δ -81.48 (MTW) σ_c <15 (GoldmDT64)	A chem (HoaE51) chem, mass spect (ThodH47)	β 0.67 max γ 0.514 (0.41%)	Kr^{84} (n, γ) (HoaE51a) fission (ThodH47, HoaE51)
Kr^{85m}	4.4 h (KocJ49, WoodwL48) 4.5 h (HoaE51a, SneA37) 4.6 h (RieW46, SeeW43)	α β^- 77%, IT 23% (BergI51) β^- 78%, IT 22% (BladA55) Δ -81.18 (LHP, MTW)	A chem (SneA37) chem, mass spect (KocJ49) daughter Br^{85} (SeeW43, SugaN49)	β 0.82 max e 0.134, 0.291 γ Kr X-rays, 0.150 (74%), 0.305 (13%)	Kr^{84} (n, γ) (RieW46, HoaE51a) fission (SeeW43, SugaN49) Se^{82} (α , n) (WoodwL48)
Kr^{86}		% 17.37 (NierA50a) Δ -83.259 (MTW) σ_c 0.06 (GoldmDT64)	daughter Br^{87} (2%) (SneA47a, SugaN49)		
Kr^{87}	76 m (ClarW64) 78 m (KocJ49) 74 m (SneA37) 75 m (SeeW43, SugaN49)	α β^- (SneA37) Δ -80.70 (MTW) σ_c <600 (GoldmDT64)	A chem (SneA37) chem, mass spect (KocJ49) daughter Br^{87} (SeeW43, BornH43, SugaN49)	β 3.8 max γ 0.403 (84%), 0.85 (16%), 2.57 (35%)	Kr^{86} (n, γ) (RieW46, HoaE51a) fission, daughter Br^{87} (BornH43, SeeW43, SugaN49)
Kr^{88}	2.80 h (ClarW64) 2.77 h (KocJ49) others (GlasG40, SugaN49)	α β^- (LangsA39) Δ -79.9 (MTW)	A chem (HeyF39) chem, genet (LangsA39) chem, mass spect (KocJ49) parent Rb^{88} (LangsA39, AteA39, HeyF39, GlasG40, HahO40, HahO40b) daughter Br^{88} (SugaN49)	β 2.8 max e 0.013 γ 0.028, 0.166 (7%), 0.191 (35%), 0.36 (5%), 0.85 (23%), 1.55 (14%), 2.19 (\leq 18%), 2.40 (35%) daughter radiations from Rb^{88}	fission (HeyF39, HahO40, GlasG40, HahO40b)
Kr^{89}	3.18 m (KofO51b) 3.2 m (OckD62) 2.6 m (DilC51a) others (HahO43b)	α β^- (GlasG40) Δ -78 (MTW)	A chem, genet (GlasG40, SeeW40) mass spect (KofO51b) parent Rb^{89} (GlasG40, SeeW40, HahO40b, HahO43, BradE51, KofO51b)	β 4.0 max γ 0.23 (\uparrow 85), 0.36 (\uparrow 28), 0.43 (\uparrow 29), 0.51 (\uparrow 42), 0.60 (\uparrow 100), 0.74 (\uparrow 32), 0.88 (\uparrow 65), 1.12 (\uparrow 45), 1.29 (\uparrow 31), 1.51 (\uparrow 88, complex?), 1.71 (\uparrow 34), 1.93 (\uparrow 10), 2.04 (\uparrow 16), 2.23 (\uparrow 10), 2.42 (\uparrow 22), 2.57 (\uparrow 10), 2.84 (\uparrow 25), (some of these may be sum peaks) daughter radiations from Rb^{89}	fission (GlasG40, SeeW40, HahO40b, HahO43, BradE51, KofO51b, AdaRM51)
Kr^{90}	33 s (KofO51b) 35 s (OckD62)	α β^- (DilC51) Δ -74.8 (MTW)	A chem, genet (DilC51) mass spect (KofO51b) parent Rb^{90} (KofO51b) ancestor Sr^{90} (DilC51, DilC51a)	β 2.80 max γ 0.105 (15%), 0.120 (65%), 0.236 (16%), 0.495 (12%), 0.536 (48%), 1.11 (48%), 1.54 (17%), 1.79 (11%), 2.48 (4%) daughter radiations from Rb^{90}	fission (DilC51, DilC51a, KofO51b, OckD62, GooR64)
Kr^{91}	9.8 s (DilC51a) 10 s (KofO51b) 6 s (OveR51)	α β^- (HahO40c)	A chem, genet (HahO40c) mass spect (KofO51b) parent 1.2 m Rb^{91} , parent 14 m Rb^{91} (KofO51b) ancestor Y^{91} (HahO40c, BradE51, DilC51, DilC51a)	β 3.6 max γ no γ daughter radiations from 1.2 m Rb^{91}	fission (HahO40c, DilC51a, BradE51, DilC51, AdaRM51)

Isotope Z A	Half-life	Type of decay ($\alpha, \beta, \gamma, \dots$); % abundance; Mass excess ($\Delta \approx M-A$), MeV ($C^{12}=0$); Thermal neutron cross section (σ), barns	Class; Identification; Genetic relationships	Major radiations: approximate energies (MeV) and intensities	Principal means of production
$^{92}_{36}\text{Kr}$	3.0 s (DilC51a)	β^- (HahO40)	B chem, genet (HahO40, DilC51a) ancestor ^{92}Rb , parent ^{92}Rb (DilC51a)		fission (HahO40, DilC51a)
$^{93}_{36}\text{Kr}$	2.0 s (DilC51a)	β^- (HahO42)	B chem, genet (HahO42, SelB51) parent ^{93}Rb (BradE51, DilC51a, DilC51) ancestor ^{93}Y (SelB51)		fission (HahO42, DilC51a, SelB51, BradE51)
$^{94}_{36}\text{Kr}$	1.4 s (DilC51a)	β^- (HahO43b)	B chem, genet (HahO43b, DilC51a) parent ^{94}Rb (HahO43, HahO43b, DilC51) ancestor ^{94}Y (HahO43b, DilC51a)		fission (HahO43b, DilC51a, HahO43)
$^{95}_{36}\text{Kr}$	short (DilC51)	$[\beta^-]$ (DilC51)	F chem, genet (DilC51) parent ^{95}Rb , ancestor ^{95}Zr (DilC51)		fission (DilC51)
$^{97}_{36}\text{Kr}$	≈ 1 s (DilC51)	β^- (AdaRM51)	G chem, genet (AdaRM51, DilC51) activity not observed (WahA62)		fission (DilC51, AdaRM51)
$^{79}_{37}\text{Rb}$	24 m (BeydJ57a, ChamiR57) 21 m genet (ChacK61)	β^+ (BeydJ57), [EC]	A chem (BeydJ57, ChamiR57) chem, genet (ChacK61) parent ^{79}Kr (ChacK61)	γ [Kr X-rays], 0.15 (73%), 0.19 (29%), 0.511 (γ^\pm , [180%]), daughter radiations from ^{79}Kr	Cu^{65} (^{16}O , 2n) (BeydJ57, ChamiR57) Br^{79} (^3He , 3n) (ChacK61)
$^{80}_{37}\text{Rb}$	34 s (HoffR61)	β^+ , [EC] (HoffR61) Δ -73 (MTW)	A chem, mass spect (HoffR61) daughter ^{80}Sr (HoffR61)	β^+ 4.1 max γ 0.511 (γ^\pm , [195%]), 0.618 (39%)	daughter ^{80}Sr (HoffR61)
$^{81}_{37}\text{Rb}$	4.7 h (KarrD50, DogW56, CastS52)	β^+ 87%, β^+ 13% (KarrD50) Δ -75.4 (MTW)	A chem, mass spect (ReynF49) parent $^{81\text{m}}\text{Kr}$ (KarrD50) daughter ^{81}Sr (CastS52, CastS52) daughter $^{81\text{m}}\text{Rb}$ (DogW56) descendant ^{81}Zr (ZaitN65)	β^+ 1.03 max γ Kr X-rays, 0.253, 0.450, 0.511 (26%, γ^\pm), 1.10 daughter radiations from $^{81\text{m}}\text{Kr}$	Br^{79} (α , 2n) (ReynF49, KarrD50)
$^{81\text{m}}_{37}\text{Rb}$	31 m (DogW56)	β^+ , [EC], IT (DogW56) Δ -75.3 (LHP, MTW)	B chem, genet (DogW56) parent ^{81}Rb (DogW56)	β^+ 1.4 mag spect e^- 0.071, 0.083 γ [Rb X-rays, Kr X-rays, 0.085, 0.511 (γ^\pm)] daughter radiations from ^{81}Rb $^{81\text{m}}\text{Kr}$	Br^{79} (α , 2n) (DogW56)
$^{82}_{37}\text{Rb}$	1.25 m (LitL53) 1.3 m (KruP53) 1.1 m (KurcB55)	β^+ 96%, EC 4% (SakM62) Δ -76.42 (MTW)	A chem, genet (LitL53, KruP53) daughter ^{82}Sr (LitL53, KruP53, KurcB55)	β^+ 3.15 max γ Kr X-rays, 0.511 (192%, γ^\pm), 0.777 (9%)	daughter ^{82}Sr (LitL53, KruP53, KurcB55)
$^{82\text{m}}_{37}\text{Rb}$	6.3 h (KarrD50) 6.5 h (HancJ40)	β^+ 94%, β^+ 6% (KarrD50) [EC 79%, β^+ 21%] (NDS) Δ -76.14 (LHP, MTW)	A chem (HancJ40) chem, mass spect (ReynF49) not daughter ^{82}Sr , lim 0.1% (LitL53, CastS52)	β^+ 0.78 max γ Sr X-rays, 0.511 (γ^\pm), 0.554 (66%), 0.619 (41%), 0.698 (27%), 0.777 (83%), 0.828 (25%), 1.044 (29%), 1.317 (26%), 1.475 (17%)	Br^{79} (α , n) (HancJ40, ReynF49, KarrD50) Kr^{82} (d, 2n) (HancJ40)
$^{83}_{37}\text{Rb}$	83 d (CastS50) 100 d (KurcB55) 107 d (KarrD50)	EC (KarrD50) no β^+ (PerlmM55) Δ -79 (MTW)	A chem, mass spect (KarrD50) daughter ^{83}Sr , parent $^{83\text{m}}\text{Kr}$ (CastS50)	γ Kr X-rays, 0.53 (93%, 3 γ rays), 0.79 (0.9%) e^- 0.007, 0.52 daughter radiations from $^{83\text{m}}\text{Kr}$	Br^{83} (α , 2n) (KarrD50) daughter ^{83}Sr (CastS50, DosI64a)
$^{84}_{37}\text{Rb}$	33.0 d (WelJ55) 34 d (KarrD50)	EC 76%, β^+ 21%, β^- 3% (NDS) Δ -79.753 (MTW)	A chem, cross bomb (BarbW47) chem, mass spect (KarrD50)	β^+ 1.66 max β^- 0.91 max γ Kr X-rays, 0.511 (42%, γ^\pm), 0.88 (74%), 1.01 (0.5%), 1.90 (0.8%)	Br^{81} (α , n) (KarrD50)

Isotope Z A	Half-life	Type of decay (α , β); % abundance; Mass excess ($\Delta = M - A$), MeV ($C^{12}=0$); Thermal neutron cross section (σ), barns	Class; Identification; Genetic relationships	Major radiations: approximate energies (MeV) and intensities	Principal means of production
^{84m}Rb 37	20 m (CohL58, HancJ40) 21 m (CaiR53) 23 m (FlaA50b)	α IT, EC (weak) (CaiR53) Δ -79.289 (LHP, MTW)	B chem (HancJ40) chem, excit (FlaA50b)	γ Rb X-rays, 0.216 (37%), 0.250 (65%), 0.464 (32%) e^- 0.201, 0.214, 0.449	Br^{81} (a, n) (HancJ40) Rb^{85} (n, 2n) (FlaA50b)
Rb^{85}		% 72.15 (NierA50a) Δ -82.16 (MTW) σ_c 0.9 (to Rb^{86}) 0.1 (to Rb^{86m}) (GoldmDT64)			
Rb^{86}	18.66 d (EmeE55a, EmeE55) 18.64 d (NidJ55) 18.7 d (WriH57) 18.8 d (GleG64) others (HelmhA41, RobiR58a)	α β^- (HelmhA41) Δ -82.72 (MTW)	A chem, n-capt (SneA37) chem, excit (HelmhA41)	β^- 1.78 max γ 1.078 (8.8%)	Rb^{85} (n, γ) (SneA37, ScheiH38, SerL47b)
Rb^{86m}	1.02 m (SchwaR53) 1.06 m (FlaA51)	α IT (SchwaR53) Δ -82.16 (LHP, MTW)	B chem, excit, n-capt (FlaA51)	γ [Rb X-rays], 0.56	Rb^{85} (n, γ) (FlaA51, SchwaR53)
Rb^{87}	4.8×10^{10} y sp act (KovA65) 4.7×10^{10} y sp act (FlyK59, GleL61) 5.2×10^{10} y sp act (MNaiA61a, BrinGA65) 5.8×10^{10} y sp act (EgeK61, LeuH62a) 5.0×10^{10} y Sr ⁸⁷ /Rb ⁸⁷ ratio (AldL56, OvcG60) 6.2×10^{10} y sp act (MGreM54, CurrS51, FliJ54*) 5.1×10^{10} y sp act (LibW57) 5.9×10^{10} y sp act (LewisG52) 4.3×10^{10} y sp act (Geel54) others (FritK56, StraF38, HaxO48a, HaxO48, KemM49, CharG51, EklS46, BahI52) *corrected for 27.85% abundance (NDS)	α β^- (ThomJ05, CamN06) % 27.85 (NierA50a) Δ -84.591 (MTW) σ_c 0.12 (GoldmDT64)	A chem (ThomJ05, CamN06) chem, genet (HahO37, MattaJ37) chem, mass spect (HemaA37) parent Sr ⁸⁷ (mass spect) (HahO37, MattaJ37)	β^- 0.274 max γ no γ	
Rb^{88}	17.8 m (GlasG40, BunkM51) 17.7 m (ThuS52b) 17.5 m (WeilG42) 18 m (HahO40b, SneA37)	α β^- (HahO39c) Δ -82.7 (MTW) σ_c 1.0 (GoldmDT64)	A chem (SneA37) chem, genet (LangsA39, GlasG40, HahO39c) daughter Kr ⁸⁸ (HeyF39, LangsA39, GlasG40, HahO40, HahO40b, AteA39)	β^- 5.3 max γ 0.898 (13%), 1.863 (21%), 2.68 (2.3%)	Rb^{87} (n, γ) (SneA37, PoolM37, ScheiH38, SerL47b) fission, daughter Kr ⁸⁸ (HeyF39, LangsA39, GlasG40, HahO40, HahO40b)
Rb^{89}	15.4 m (GlasG40) 14.9 m (OKelG56a) 15.5 m (HahO40b)	α β^- (GlasG40) Δ -82.3 (MTW)	A chem, genet (GlasG40, SeeW40) daughter Kr ⁸⁹ (GlasG40, SeeW40, HahO40b, HahO43, BradE51, KofO51b) parent Sr ⁸⁹ (GlasG40, HahO40, HahO43, HahO40b, GrumW46)	β^- 3.92 max (7%), 2.9 max (5%), 1.6 max γ 0.66 (17%), 1.05 (75%), 1.26 (54%), 2.20 (14%), 2.59 (13%)	fission (GlasG40, SeeW40, HahO40b, HahO43, BradE51)
Rb^{90}	2.91 m (JohnN64) 2.74 m (KofO51b) 2.8 m (OckD62)	α β^- (KofO51b) Δ -79.3 (MTW)	A chem, genet (KofO51b) daughter Kr ⁹⁰ , parent Sr ⁹⁰ (DilC51, DilC51a, KofO51b)	β^- 6.6 max γ 0.53 (4%), 0.83 (61%, doublet), 1.03 (5%), 1.11 (7%), 1.40 (5%), 1.70 (3%), 3.07 (5%), 3.34 (15%, doublet), 3.54 (5%), 4.13 (11%), 4.34 (18%, doublet), 4.60 (5%), 5.2 (4%)	fission (KofO51b, DilC51, DilC51a, JohnN64, OckD62)
Rb^{91}	1.2 m (JohnN64, WahA62) 1.7 m (KofO51b)	α β^- (KofO51b) Δ -78 (MTW)	A chem, genet (KofO51b) daughter Kr ⁹¹ , parent Sr ⁹¹ (KofO51b) ancestor Y ⁹¹ (DilC51, HahO40c)	β^- 4.6 max	fission (KofO51b, DilC51, HahO40c, WahA62, JohnN64)

Isotope Z A	Half-life	Type of decay (α , β); % abundance; Mass excess (Δ =M-A), MeV ($C^{12}=0$); Thermal neutron cross section (σ), barns	Class; Identification; Genetic relationships	Major radiations: approximate energies (MeV) and intensities	Principal means of production
$^{91}_{37}\text{Rb}$	14 m (KofO51b) activity not observed (WahA62)	β^- (KofO51b)	E chem, genet (KofO51b) daughter Kr^{91} , parent Sr^{91} (KofO51b) no 14 m Rb parent of Sr^{91} (WahA62)		fission (KofO51b)
Rb^{92}	5.3 s genet (FritK60) others (BradE51, DilC51a, HahO40)	β^- (DilC51a) Δ -75 (MTW)	B genet (DilC51a) chem, genet (FritK60) daughter Kr^{92} , ancestor Y^{92} (DilC51a) parent Sr^{92} (FritK60)		fission (FritK60) DilC51a)
Rb^{93}	5.6 s (FritK60)	β^- (HahO42)	B chem, genet (FritK60) parent Sr^{93} , ancestor Y^{93} (FritK60) daughter Kr^{93} (BradE51, DilC51a, DilC51)		fission (FritK60)
Rb^{94}	2.9 s (FritK61) others (DilC51a, HahO43b, HahO43)	β^- (HahO43b, HahO43, FritK61)	B chem, genet (FritK61) ancestor Y^{94} (FritK61) daughter Kr^{94} , ancestor Y^{94} (HahO43, HahO43b, DilC51)		fission (FritK61)
Rb^{95}	<2.5 s (FritK61)	β^- (DilC51)	F genet (DilC51) daughter Kr^{95} , ancestor Zr^{95} (DilC51)		fission (DilC51)
$^{80}_{38}\text{Sr}$	1.7 h (HoffR61)	EC (HoffR61)	A chem, genet (HoffR61) parent Rb^{80} (HoffR61)	γ [Rb X-rays], 0.58 daughter radiations from Rb^{80}	N^{14} on Ga (HoffR61)
Sr^{81}	29 m (CastS50, CastS52)	EC, β^+ (CastS50)	B chem, genet (CastS50, CastS52) parent Rb^{81} (CastS50, CastS52) descendant Zr^{81} (ZaitN65)	γ [Rb X-rays, 0.511 (γ^\pm)] daughter radiations from Rb^{81} $\text{Kr}^{81\text{m}}$	$\text{Rb}^{85}(\text{p}, 5\text{n})$ (CastS50, CastS52)
Sr^{82}	25.0 d (SanV58) 25.5 d (KruP53) others (MacLK52, LitL53, CastS50)	EC, no β^+ , lim 5% (KurcB55) Δ -76 (MTW)	A chem, excit (CastS50) mass spect (MLurK52) parent Rb^{82} , not parent $\text{Rb}^{82\text{m}}$, lim 0.1% (CastS52, LitL53, KruP53, KurcB55) daughter Y^{82} (MaxV62, ButeF63) descendant Zr^{82} (ZaitN65)	γ Rb X-rays daughter radiations from Rb^{82}	$\text{Rb}^{85}(\text{p}, 4\text{n})$ (CastS50, CastS52) $\text{As}^{75}(\text{C}^{12}, 5\text{n})\text{Y}^{82}(\text{EC})$ (MaxV62)
Sr^{83}	32.4 h (DosI64) 32.9 h (KuroT61) others (KurcB55, CastS50, MacLK52, ButeF63, MaxV62)	EC 84%, β^+ 16% (KuroT61) Δ -77 (MTW)	A chem, genet (CastS50) mass spect (MLurK52) parent Rb^{83} (CastS50) daughter Y^{83} (MaxV62, DosI64a, NiecW65) descendant Zr^{83} (ZaitN65)	β^+ 1.15 max e^- 0.025, 0.040 γ Rb X-rays, 0.040 (24%), 0.38 (35%), 0.511 (32%, γ^\pm), 0.76 (40%), 1.16, 1.52 daughter radiations from Rb^{83}	$\text{Rb}^{85}(\text{p}, 3\text{n})$ (CastS52)
Sr^{84}		% 0.56 (NierA38b) 0.55 (AldL53) Δ -80.638 (MTW) σ_c 0.8 (to Sr^{85}) 0.65 (to $\text{Sr}^{85\text{m}}$) (GoldmDT64)			
Sr^{85}	64.0 d (WriH57) 64.9 d (GleG64) 63.9 d (SatA62a) 65 d (HerrmG56, TPogM51) 66 d (DubL40)	EC (TPogM51, BisA56f) no β^+ (TPogM51) Δ -81.05 (MTW)	A chem, excit (DubL40) daughter Y^{85} (DosI63a, CareA52, NiecW65)	γ Rb X-rays, 0.514 (100%) e^- 0.499	$\text{Sr}^{84}(\text{n}, \gamma)$ (SatA62a) $\text{Rb}^{85}(\text{p}, \text{n})$ (DubL40) $\text{Rb}^{85}(\text{d}, 2\text{n})$ (TPogM51, EmmW52)
$\text{Sr}^{85\text{m}}$	70 m (DubL40)	IT 86%, EC 14% (SunA52) Δ -80.81 (LHP, MTW)	A chem, excit (DubL40) daughter $\text{Y}^{85\text{m}}$ (MaxV62, DosI63a, NiecW65) descendant 15 m Zr^{85} (ButeF63)	γ Rb X-rays, Sr L X-rays, 0.150 (14%), 0.231 (85%) e^- 0.005, 0.134, 0.215	$\text{Sr}^{84}(\text{n}, \gamma)$ (SunA52) $\text{Rb}^{85}(\text{p}, \text{n})$ (DubL40) $\text{Rb}^{85}(\text{d}, 2\text{n})$ (TPogM51)

Isotope Z A	Half-life	Type of decay (α, β, γ); % abundance; Mass excess ($\Delta = M - A$), MeV ($C^{12} = 0$); Thermal neutron cross section (σ), barns	Class; Identification; Genetic relationships	Major radiations: approximate energies (MeV) and intensities	Principal means of production
$^{86}_{38}\text{Sr}$		% 9.86 (NierA38b) 9.87 (AldL53) Δ -84.499 (MTW) σ_c 1.3 (to Sr^{87m}) (GoldmDT64)			
Sr^{87}		% 7.02 (NierA38b, AldL53) Δ -84.865 (MTW)	daughter Rb^{87} (mass spect) (HahO37, MattaJ37)		
Sr^{87m}	2.83 h (BormM65) 2.80 h (MannL51, HydE51) 2.88 h (GravG52) others (HerrmG56, DubL40)	α IT 99+, EC(K) 0.6% (SunA60) Δ -84.477 (LHP, MTW)	A chem, excit (StewD37) chem, excit, cross bomb, genet (DubL40) daughter Y^{87} (DubL39, DubL40, MannL50, MannL51, LindmM50a, HydE51)	γ Sr X-rays, 0.388 (80%) e 0.372, 0.386	daughter Y^{87} (DubL39, MannL50, MannL51) Sr^{86} (n, γ) (StewD37, DubL39, RedH40, RedH40a) Rb^{87} (p, n) (DubL39)
Sr^{88}		% 82.56 (NierA38b, AldL53) Δ -87.89 (MTW) σ_c 0.006 (GoldmDT64)			
Sr^{89}	52.7 d (FlyK65a) 50.4 d (OsmR59) 53.6 d (SatA62) 50.5 d (HerrmG54, HerrmG55) others (KjeA56, NoveT51, LieC39, StewD39, GoerR49, GrumW46)	α β^- (StewD37) Δ -86.22 (MTW) σ_c 0.4 (GoldmDT64)	A chem, excit (StewD37) chem, mass spect (HaydR48) daughter Rb^{89} (GlasG40, HahO40, HahO40b, HahO43, GrumW46) parent Y^{89m} 0.009% (SatA62); 0.02% (LyoW55b); 0.01% (HerrmG56); <0.0005% (BisA55d)	β^- 1.463 max γ 0.91 (0.009%, with Y^{89m})	Sr^{88} (d, p) (StewD37, StewD39) Sr^{88} (n, γ) (SerL47b, StewD37, StewD39)
Sr^{89m}	10 d (HerrmG54, HerrmG55)		G activity not observed (HerrmG56, SatA62, FleJ62)		
Sr^{90}	27.7 y sp act, mass spect (WileDM55) 28.0 y (FlyK65) 28.4 y (ReeG55) others (AniM58, PowR50)	α β^- (NotR51) Δ -85.95 (MTW, LHP) σ_c 1 (GoldmDT64)	A chem, genet (HahO42) chem, mass spect (HaydR48) daughter Rb^{90} (DilC51, DilC51a, KofO51b) parent Y^{90} (HahO42, HahO43, GrumW46, NotR51) descendant Kr^{90} (DilC51, DilC51a)	β^- 0.546 max γ no γ daughter radiations from Y^{90}	fission (DilC51, DilC51a, KofO51b, GrumW46, GrumW48)
Sr^{91}	9.67 h (AmeD53) 9.7 h (HerrmG54, HerrmG55, FinB51, VasiI58, BakH65) others (HahO43)	α β^- (GotH41) Δ -83.68 (MTW)	A chem, genet (GotH41) chem, excit (SeeW43b) parent Y^{91m} , parent Y^{91} (GotH41, HahO43, FinB51) daughter 1.2 m Rb^{91} , daughter 14 m Rb^{91} (KofO51b) no 14 m Rb parent of Sr^{91} (WahA62)	β^- 2.67 max γ 0.645 (15%), 0.748 (27%), 0.93 (3%), 1.025 (30%), 1.413 (5%) daughter radiations from Y^{91m} , Y^{91}	fission (GotH41, HahO43, FinB51, KatcS48, FinB51c) Zr^{94} (n, a) (SeeW43b)
Sr^{92}	2.71 h (FritK60) 2.60 h (HerrmG56) 2.7 h (GotH41)	α β^- (GotH41) Δ -82.9 (MTW)	A chem, genet (GotH41) parent Y^{92} (GotH41, HoaE51b) daughter Rb^{92} (FritK60)	β^- 1.5 max (10%), 0.55 max γ 0.23 (3%), 0.44 (4%), 1.37 (90%) daughter radiations from Y^{92}	fission (HahO40, HahO43, HahO43b, KatcS51a, BradE51, KatcS48)
Sr^{93}	8.3 m (ValliD61) 7.5 m (FritK60) 8.5 m (BakH65) 8 m (KniJD59) 7 m (LieC39)	α β^- (LieC39) Δ -79.4 (MTW, SteinE65)	A chem (LieC39, HahO43) chem, sep isotopes (BakH65) parent Y^{93} (HahO43, HahO43b, KniJD59) daughter Rb^{93} (FritK60)	β^- 4.8 max ? (weak), 2.9 max γ 0.60, 0.8, 1.2, others between 0.2 and 3.0 daughter radiations from Y^{93}	Zr^{96} (n, a) (ValliD61, BakH65) fission (LieC39, HahO42, HahO43, KniJD59)
Sr^{94}	1.35 m (FritK61) 1.2 m (HovD64) 1.3 m (KniJD59)	α β^- (HahO43b, HahO43) Δ -78.8 (MTW)	A chem, genet (HahO43b, HahO43) parent Y^{94} (HahO43, HahO43b, KniJD59)	β^- 2.1 max γ 1.42 (100%) daughter radiations from Y^{94}	fission (HahO43, HahO43b, DilC51, KniJD59, FritK61, HovD64)

Isotope Z A	Half-life	Type of decay (α, β, γ); % abundance; Mass excess ($\Delta = M - A$), MeV ($C^{12}=0$); Thermal neutron cross section (σ), barns	Class; Identification; Genetic relationships	Major radiations: approximate energies (MeV) and intensities	Principal means of production
$^{95}_{38}\text{Sr}$	0.8 m genet (FritK61)	β^- (DilC51)	B genet (DilC51) chem (FritK61) ancestor Zr^{95} , descendant Kr^{95} (DilC51) parent Y^{95} (FritK61)		fission (DilC51, FritK61)
$^{82}_{39}\text{Y}$	12.3 m genet (ButeF63) 9 m genet (MaxV62) <1.5 m genet (not observed) (NiecW65)	$[\text{EC}, \beta^+]$ (MaxV62, ButeF63)	B chem, genet (MaxV62, ButeF63) parent Sr^{82} (MaxV62, ButeF63) daughter Zr^{82} (ZaitN65)		As^{75} (C^{12} , 5n) (MaxV62) protons on Y^{89} (ButeF63)
Y^{82}	70 m (CareA52)		G chem, genet (CareA52) activity not observed (MaxV62, ButeF63)		protons on Y (CareA52)
Y^{83}	7.4 m genet (DosI64a) 7.5 m genet (NiecW65) 8 m genet (MaxV62)	$[\text{EC}, \beta^+]$ (MaxV62)	A chem, genet (MaxV62, DosI64a, NiecW65) parent Sr^{83} (MaxV62, DosI64a, NiecW65)		As^{75} (C^{12} , 4n) (MaxV62) Sr^{84} (p, 2n) (DosI64a)
Y^{83}	3.5 h (CareA52)		G chem, genet (CareA52) activity not observed (DosI64a, NiecW65)		protons on Y (CareA52)
Y^{83}	35 m (ButeF63)		G chem, genet (ButeF63) activity not observed (DosI64a, NiecW65)		protons on Y (ButeF63)
Y^{84}	43 m (YamaT62) 39 m (MaxV62)	β^+ , [EC] (YamaT62) Δ -74.3 (MTW)	A chem, excit, cross bomb (MaxV62) chem, excit (YamaT62) daughter Zr^{84} (ZaitN65)	β^+ 3.5 max Y [Sr X-rays], 0.511 (strong, γ^\pm), 0.590 (15%), 0.795 (100%), 0.982 (100%), 1.041 (50%), 1.27 (9%), 1.47 (6%)	As^{75} (C^{12} , 3n) (MaxV62) Sr^{84} (d, 2n) (MaxV62) Sr^{88} (p, 5n) (YamaT62)
Y^{84}	3.7 h (RobeB49) 2.6 h (ButeF63)		G chem, excit, sep isotopes (RobeB49) assigned to $\text{Y}^{85\text{m}}$ (MaxV62, YamaT62)		deuterons, protons on Sr^{84} (RobeB49)
Y^{85}	5.0 h (DosI63a) 4.9 h (NiecW65) 5 h (CareA52)	β^+ 70%, EC 30%, no IT, lim 1% (DosI63a) Δ -77.79 (MTW)	A chem, genet (DosI63a, CareA52) parent Sr^{85} (DosI63a, CareA52, NiecW65) daughter 1.4 h Zr^{85} (ZaitN65)	β^+ 2.24 max e- 0.215 Y Sr X-rays, 0.231 (13%), 0.511 (140%, γ^\pm), 0.77 (8%), 2.16 (9%) daughter radiations from Sr^{85}	Sr^{84} (d, h) (DosI63a)
$\text{Y}^{85\text{m}}$	2.68 h (DosI63a) 2.5 h (NiecW65) others (MaxV62, PatA62a, ButeF63)	β^+ 55%, EC 45%, no IT, lim 1% (DosI63a) Δ -77.75 (LHP, MTW)	A chem, genet (MaxV62, DosI63a) parent $\text{Sr}^{85\text{m}}$ (MaxV62, DosI63a, NiecW65) daughter Zr^{85} (ButeF63, DosI63a, ZaitN65)	β^+ 1.54 max Y Sr X-rays, 0.51 (200%, complex, includes γ^\pm), 0.92 (9%) daughter radiations from $\text{Sr}^{85\text{m}}$ Sr^{85}	Sr^{84} (d, n) (DosI63a) Sr^{84} (p, γ) (PatA62a)
Y^{86}	14.6 h (HydE51, CastS51, ButeF63)	$[\text{EC} 74\%, \beta^+ 26\%]$ (VNooB65) $[\text{EC} 72\%, \beta^+ 28\%]$ (YamaT62a) Δ -79.23 (MTW)	A chem, excit, sep isotopes (CastS51) genet energy levels (VNooB65, HarpJ63) daughter Zr^{86} (HydE51) daughter $\text{Y}^{86\text{m}}$ (HasL61, KimY62)	β^+ 3.15 max (0.5%), 2.34 max Y Sr X-rays, 0.443 (14%), 0.511 (35%, doublet, includes γ^\pm), 0.63 (37%, doublet), 0.704 (14%), 0.778 (21%), 0.836 (7%), 1.026 (10%), 1.077 (82%), 1.16 (35%, doublet), 1.857 (13%), 1.925 (24%)	Rb^{85} (α , 3n) (YamaT62a) Sr^{86} (p, n) (VNooB65, YamaT62a) Sr^{88} (p, 3n) (CastS51)
$\text{Y}^{86\text{m}}$	48 m (KimY62) 49 m (HasL61)	IT (HasL61) Δ -79.01 (LHP, MTW)	A chem, cross bomb, genet (HasL61) chem, cross bomb, sep isotopes, genet (KimY62) parent Y^{86} (HasL61, KimY62)	Y Y L X-rays, 0.208 (94%) e- 0.008 daughter radiations from Y^{86}	Rb^{85} (α , 3n) (HasL61, KimY62)

Isotope Z A	Half-life	Type of decay (α , β); % abundance; Mass excess (Δ =M-A), MeV ($C^{12}=0$); Thermal neutron cross section (σ), barns	Class; Identification; Genetic relationships	Major radiations: approximate energies (MeV) and intensities	Principal means of production
$^{87}_{39}\text{Y}$	80 h (MannL51, HydE51, DubL40)	α EC 99+%, β^+ =0.3% (MannL51) Δ -83.2 (MTW)	A chem (StewD37) chem, excit, cross bomb (DubL40) daughter Y^{87m} (MannL50, MannL51, HydE51) parent Sr^{87m} (DubL40, DubL39, LindmM50a, MannL50, HydE51, MannL51)	β^+ 0.7 max (?) γ Sr X-rays, 0.483 daughter radiations from Sr^{87m}	Sr^{86} (d, n) (StewD37, DubL40, MannL51, MannL50) Sr^{87} (p, n) (DubL40, MannL51)
Y^{87m}	14 h (DubL40, HydE51, MannL51) 13 h (VanR65)	α IT (DubL40) β^+ \approx 5% (YamaT62a) no β^+ (HydE51) Δ -82.8 (LHP, MTW)	A chem (StewD37) chem, excit, cross bomb (DubL40) daughter Zr^{87} (HydE51) parent Y^{87} (MannL50, HydE51, MannL51)	β^+ 1.60 max (?) e- 0.364, 0.379 γ Y X-rays, 0.381 (74%) daughter radiations from Y^{87}	Sr^{86} (d, n) (StewD37, DubL40, MannL50, MannL51) Y^{89} (p, 3n) Zr^{87} (β^-) (ButeF63, AwaY64)
Y^{88}	108.1 d (WyaE61) 105 d (DubL40)	α EC 99+%, β^+ 0.20% (RhoJ63) Δ -84.27 (MTW)	A chem (DubL40) chem, excit (HelmhA42) mass spect (HayR48) daughter Zr^{88} (HydE51)	β^+ 0.76 max γ Sr X-rays, 0.898 (91%), 1.836 (100%)	Sr^{88} (p, n) (DubL40) Sr^{88} (d, 2n) (PecC40, HelmhA42, GamG44, BradE50)
Y^{89}		% 100 (DempA39, CollT57) Δ -87.678 (MTW) σ_c 1.3 (to Y^{90}) 0.001 (to Y^{90m}) (GoldmDT64)			
Y^{89m}	16.1 s (SwanC55) 16.5 s (SatA62) 16.8 s (BroakK65) 16 s (BramE62, BramE63) others (GoldhM51)	α IT (GoldhM51) Δ -86.77 (LHP, MTW)	A chem, genet (GoldhM51) daughter Zr^{89} (GoldhM51) daughter Sr^{89} 0.009% (SatA62); 0.02% (LyoW55b); 0.01% (HerrmG56); <0.0005% (BisA55d)	γ 0.91 (99%) e- 0.89	daughter Zr^{89} (GoldhM51)
Y^{90}	64.0 h (PepD57, HearR61) 63.7 h (VgunH63) 64.8 h (HerrmG56, MaraE55) 64.2 h (VolH55, SchmP55) 64.3 h (RobeJ59a) 64.6 h (ChetA54) 64.4 h (WriH57) 64.9 h (BiryE61a)	α β^- (StewD37) Δ -86.50 (LHP, MTW)	A chem, excit, cross bomb (StewD37) chem, mass spect (HayR48) daughter Sr^{90} (HahO42, HahO43, GrumW46, NotR51) daughter Y^{90m} (HasL61, AlfWL61)	β^- 2.27 max average β^- energy: 0.93 calorimeter (BiryE61a) 0.90 ion ch (CaswR52) γ no γ	Y^{89} (n, γ) (StewD37, SagR38, SerL47b) daughter Sr^{90} (HahO42, HahO43, CrumW46, NotR51)
Y^{90m}	3.1 h (AlfWL61, LyoW61a, HearR61) 3.2 h (HasL61, BacM60, CartC61, DavP64) 3.0 h (BramE62) others (FergJ61a)	α IT 99.6%, β^- 0.4% (DavP64) Δ -85.81 (LHP, MTW)	A chem, cross bomb, sep isotopes, genet, excit, n-capt (LyoW61a, HasL61, HearR61, AlfWL61, FergJ61a, CartC61) parent Y^{90} (HasL61, AlfWL61)	γ Y X-rays, 0.202 (97%), 0.482 (91%), 2.315 (0.4% with Zr^{90m}) e- 0.185, 0.465 daughter radiations from Y^{90}	Rb^{87} (a, n) (CartC61, HasL61) Y^{89} (n, γ) (HearR61, FergJ61a, LyoW61a) Y^{89} (d, p) (CartC61) Nb^{93} (n, a) (BramE62, AlfWL61, LyoW61a)
Y^{91}	58.8 d (HoffD63) 59.1 d (WyaE61) 57.5 d (KahB55) 58.3 d (HerrmG56) others (GrumW46, LangeL49, BolF53, GotH41, HahO40c, JoliF44)	α β^- (HahO40c) Δ -86.35 (MTW) σ_c 1.4 (GoldmDT64)	A chem, genet (HahO40c, HahO43) chem, mass spect (BradE51a, HayR48) daughter Sr^{91} (GotH41, HahO43, FinB51) descendant Kr^{91} (HahO40c, BradE51, DilC51, DilC51a)	β^- 1.545 max γ 1.21 (0.3%)	fission (GotH41, HahO43, FinB51, FinB51c, EngE51c)
Y^{91m}	50.3 m (AmeD53) 51.0 m (FinB51) 50 m (GotH41)	α IT, no β^- , lim 1.5% (AmeD53) Δ -85.80 (LHP, MTW)	A chem, genet (GotH41) daughter Sr^{91} (GotH41, HahO43, FinB51)	γ Y X-rays, 0.551 (95%) e- 0.534	fission, daughter Sr^{91} (GotH41, HahO43, FinB51)
Y^{92}	3.53 h (FritK60) 3.50 h (BunkM62) 3.5 h (AgeM43, HahO43b, LieC39)	α β^- (LieC39) Δ -84.83 (MTW)	A chem (LieC39) fission fragment range (KacS48) chem, sep isotopes (SchoG53) daughter Sr^{92} (GotH41, HoaE51b) descendant Kr^{92} , descendant Rb^{92} (DilC51a)	β^- 3.63 max γ 0.448 (2.3%), 0.560 (2.6%), 0.934 (14%), 1.40 (4.7%), 1.83 (0.4%)	Zr^{94} (d, a) (SchoG53, CassW55) fission, daughter Sr^{92} (GotH41, HoaE51b, BunkM62, KacS48) Zr^{92} (n, p) (SagR40a, SeeW43b, AgeM43)

Isotope Z A	Half-life	Type of decay (α, β); % abundance; Mass excess ($\Delta = M - A$), MeV ($C^{12} = 0$); Thermal neutron cross section (σ), barns	Class; Identification; Genetic relationships	Major radiations: approximate energies (MeV) and intensities	Principal means of production
$^{93}_{39}\text{Y}$	10.3 h (KniJD59) 10.1 h (FritK60) others (BallN51a, HahO43)	α β^- (BallN51a) Δ -84.22 (MTW, SteinE65)	A chem (HahO43, BallN46, BallN51a, SelB51) fission fragment range (KatsS48) genet (HahO43, HahO43b, KniJD59) daughter Sr^{93} (HahO43, HahO43b, KniJD59) descendant Kr^{93} (SelB51) descendant Rb^{93} (FritK60)	β 2.89 max γ 0.267 (6%), 0.67 (0.7%), 0.94 (2.3%), 1.42 (0.7%), 1.90 (1.8%), 2.18 (0.3%, doublet)	fission (HahO43, HahO43b, BallN51a, FritK60, KniJD59)
$^{94}_{39}\text{Y}$	20.3 m (FritK61) 20 m (KniJD59, DilC51b, HahO43) 16 m (BrowLJ49)	α β^- (HahO43, HahO43b) Δ -82.3 (MTW)	A chem (HahO43, HahO43a) fission fragment range (KatsS48) chem, sep isotopes (SchoG53) daughter Sr^{94} (HahO43, HahO43b, KniJD59) descendant Kr^{94} (HahO43b, DilC51a) descendant Rb^{94} (FritK61, HahO43, HahO43b, DilC51)	β 5.0 max γ 0.56 (6%), 0.92 (43%), 1.13 (5%), 1.65 (2.4%), 1.90 (1.6%), 2.13 (2.4%), 2.57 (1.5%, complex), 3.06 (1.3%), 3.53 (1.1%)	fission (HahO43, HahO43b, KatsS48, KniJD59, FritK61, DilC51a) Zr^{96} (d, a) (SchoG53)
$^{95}_{39}\text{Y}$	10.9 m (FritK61) 10.5 m (KniJD49)	α β^- (KniJD49) Δ -81 (MTW)	B chem, sep isotopes, excit (KniJD49) daughter Sr^{95} (FritK61)	γ 1.30 (?), 1.80 (?)	fission (FritK61, KniJD59) Zr^{96} (γ , p) (KniJD49)
$^{96}_{39}\text{Y}$	2.3 m (ValliD61)	α β^- (ValliD61) Δ -79 (MTW)	B chem, excit (ValliD61)	β 3.5 max γ 0.7, 1.0, 1.5 (complex)	Zr^{96} (n, p) (ValliD61)
$^{81}_{40}\text{Zr}$	7-15 m genet (ZaitN65)	α [β^+ , EC] (ZaitN65)	E chem, genet (ZaitN65) ancestor Sr^{81} , Rb^{81} (ZaitN65)		protons on Y^{89} (ZaitN65)
$^{82}_{40}\text{Zr}$	10 m genet (ZaitN65)	α [β^+ , EC] (ZaitN65)	D chem, genet (ZaitN65) parent Y^{82} , ancestor Sr^{82} (ZaitN65)		protons on Y^{89} (ZaitN65)
$^{83}_{40}\text{Zr}$	5-10 m genet (ZaitN65)	α [EC, β^+] (ZaitN65)	E chem, genet (ZaitN65) ancestor Sr^{83} (ZaitN65)		protons on Y^{89} (ZaitN65)
$^{84}_{40}\text{Zr}$	16 m genet (ZaitN65)	α [EC, β^+] (ZaitN65)	B chem, genet (ZaitN65) parent Y^{84} (ZaitN65)		protons on Y^{89} (ZaitN65)
$^{85}_{40}\text{Zr}$	15 m (ZaitN65) 6 m (ButeF63)	α [EC, β^+] (ButeF63)	B chem, genet (ButeF63, ZaitN65) parent Y^{85m} , ancestor Sr^{85m} (ButeF63, Dosi63a, ZaitN65)		Y^{89} (p, 5n) (ButeF63)
$^{85}_{40}\text{Zr}$	1.4 h genet (ZaitN65)	α [EC, β^+] (ZaitN65)	B chem, genet (ZaitN65) parent Y^{85} (ZaitN65)		protons on Y^{89} (ZaitN65)
$^{86}_{40}\text{Zr}$	16.5 h (AwaY64) 17 h genet (HydE51) 15 h genet (ZaitN65)	α EC, no β^+ , lim 0.1% (HydE66, HydE54a) Δ -78 (MTW)	A chem, genet (HydE51) parent Y^{86} (HydE51)	γ Y X-rays, 0.028 (20%), 0.243 (96%), 0.612 (5%) e^- [0.015] daughter radiations from Y^{86}	Y^{89} (p, 4n) (AwaY64)
$^{87}_{40}\text{Zr}$	1.6 h (HydE51) 1.5 h (ButeF63, HoltzR52, ZaitN65) 2.0 h (RobeB49)	α β^+ , EC (RobeB49) [β^+ 83%, EC 17%] (NDS) Δ -79.7 (MTW)	A chem, excit, sep isotopes (RobeB49) chem, genet (HydE51) parent Y^{87m} (HydE51)	β^+ 2.10 max γ Y X-rays, 0.511 (γ^\pm , [166%]), 1.2, 2.2 daughter radiations from Y^{87m} , Y^{87}	Y^{89} (p, 3n) (ButeF63, AwaY64)
$^{88}_{40}\text{Zr}$	85 d (HydE53a)	α EC (HydE51) no β^+ (HydE55) Δ -84 (MTW)	B chem, genet (HydE51) parent Y^{88} (HydE51) descendant Mo^{88} (ButeF64c)	γ Y X-rays, 0.394 (97%) e^- 0.377 daughter radiations from Y^{88}	protons on Nb (HydE51, HydE55)
$^{89}_{40}\text{Zr}$	78.4 h (VPatD64) 79.0 h (HamiJ60) 79.3 h (ShuK51) others (HydE51, KatzL53, DubL40, ShoF53, HowD62)	α EC 78%, β^+ 22% (VPatD64, MonaS61) Δ -84.85 (MTW)	A chem excit (SagR38, DubL40) parent Y^{89m} (GoldhM51) daughter Nb^{89} (DiaR54, MathH55) descendant Mo^{89} (ButeF64c)	β^+ 0.90 max e^- 0.89 (with Y^{89m}) γ Y X-rays, 0.511 (44%, γ^\pm), 0.91 (99%, with Y^{89m}), 1.71 (1%)	Y^{89} (p, n) (DubL40, VPatD64) Y^{89} (d, 2n) (GoldhM51, HamiJ60, MonaS61)

Isotope Z A	Half-life	Type of decay (α); % abundance; Mass excess (Δ ≡M-A), MeV (C [∞] =0); Thermal neutron cross section (σ), barns	Class; Identification; Genetic relationships	Major radiations: approximate energies (MeV) and intensities	Principal means of production
$^{89m}_{40}\text{Zr}$	4.18 m (VPatD64) 4.4 m (ShoF53, ShoF51, MangS63) 4.3 m (KatzL53) 4.5 m (DubL40)	α IT 94%, EC 4.7%, β^+ 1.4% (VPatD64) IT 93%, EC 5.6%, β^+ 1.8% (ShoF53) Δ -84.26 (LHP, MTW)	A chem, excit (DubL40) daughter Nb 89m (DiaR54, MathH55)	β^+ 2.40 max (0.2%), 0.89 max (1.2%) e^- 0.570 γ Zr, Y X-rays, 0.588 (87%), 1.51 (6%)	$^{89}_{41}\text{Nb}$ (p, n) (VPatD64, DubL40)
$^{90}_{40}\text{Zr}$		% 51.46 (WhiJ48) Δ -88.770 (MTW) σ_c 0.1 (GoldmDT64)			
$^{90m}_{40}\text{Zr}$	0.80 s (WagR63) 0.83 s (SchmW63, CamE55) 0.86 s (WhiW62)	α IT (CamE55) Δ -86.45 (LHP, MTW)	A excit (CamE55) genet energy levels (SchmW63, BjoS59)	γ Zr X-rays, 0.133 (4%), 2.18 (14%), 2.32 (86%) e^- 0.115, 0.130	Nb 93 (p, α) (WhiW62) Zr 90 (n, n') (CamE55, WagR63, SchmW63)
$^{91}_{40}\text{Zr}$		% 11.23 (WhiJ48) Δ -87.893 (MTW) σ_c 1 (GoldmDT64)			
$^{92}_{40}\text{Zr}$		% 17.11 (WhiJ48) Δ -88.462 (MTW) σ_c 0.2 (GoldmDT64)			
$^{93}_{40}\text{Zr}$	1.5×10^6 y sp act (SteinE65)	α β^- (SteinE50) Δ -87.11 (SteinE65, MTW) σ_c <4 (GoldmDT64)	A chem (SteinE50) mass spect (GleL53) parent Nb 93m (GleL53)	β^- 0.060 max γ no γ daughter radiations from Nb 93m	fission (SteinE50)
$^{94}_{40}\text{Zr}$		% 17.40 (WhiJ48) Δ -87.267 (MTW) σ_c 0.08 (GoldmDT64)			
$^{95}_{40}\text{Zr}$	65.5 d (FlyK65a) 65 d (BradE51a, GrumW46, CorkJ53b) 66 d (GrossA48) 63 d (SagR40a)	α β^- (SagR40a) Δ -85.663 (MTW)	A chem (GrossA40, SagR40a) chem, genet (GoldsB51) parent Nb 95m , parent Nb 95 (HudJ49, BradE51a, JacoL51, SteinE51a) descendant Kr 95 , descendant Rb 95 (DilC51)	β^- 0.89 max (2%), 0.396 max γ 0.724 (49%), 0.756 (49%) daughter radiations from Nb 95 , Nb 95m	Zr 94 (n, γ) (SagR40a, SerL47b) fission (HudJ49, BradE51a, JacoL51, SteinE51a, FinB51c)
$^{96}_{40}\text{Zr}$	$t_{1/2}(\beta^-) > 3.6 \times 10^{17}$ y sp act (AwsM56) $t_{1/2}(\beta\beta) > 5 \times 10^{17}$ y sp act (AwsM56) $t_{1/2}(\beta\beta) 6 \times 10^{16}$ y sp act (MCarJ53)	% 2.80 (WhiJ48) Δ -85.430 (MTW) σ_c 0.05 (GoldmDT64)			
$^{97}_{40}\text{Zr}$	17.0 h (BurgW50a, MandeC52, GrossA40, KatsS51b, VasiI58)	α β^- (GrossA40) Δ -82.93 (MTW)	A chem (GrossA40) chem, n-capt, sep isotopes (BurgW50a, MandeC52) parent Nb 97m (BurgW50a)	β^- 1.91 max γ 0.747 (92%, with Nb 97m) daughter radiations from Nb 97	Zr 96 (n, γ) (BurgW50a, MandeC52, SagR40a, SerL47b) fission (GrossA40, HahO41, KatsS48)
$^{98}_{40}\text{Zr}$	1 m (OrtC60)	α [β^-] (OrtC60) Δ -82 (MTW)	E chem, genet (OrtC60) [parent <2 m Nb 98], not parent 51 m Nb 98 (OrtC60)		fission (OrtC60)
$^{99}_{40}\text{Zr}$	35 s genet (OrtC60)		G chem, genet (OrtC60) activity not observed, $t_{1/2}$ ≤ 1.6 s genet (TroD63)		fission (OrtC60)
$^{88}_{41}\text{Nb}$	14 m (KorR64, HydE65) 21 m (ButeF64b)	α β^+ (HydE65), [EC] Δ -77 (MTW)	B chem, genet (KorR64, HydE65, ButeF64b) daughter Mo 88 (ButeF64c)	β^+ 3.2 max γ 0.076, 0.141, 0.272, 0.399, 0.511 (γ^\pm), 0.671, 1.058, 1.083	Br 79 (C 12 , 3n) (KorR64, HydE65)
$^{89}_{41}\text{Nb}$	1.9 h (HydE65, DiaR54, MathH55) 2.0 h (ButeF64b)	α β^+ (DiaR54), [EC] Δ -81.0 (MTW)	A chem, genet (DiaR54, MathH55) parent Zr 89 (DiaR54, MathH55)	β^+ 2.9 max γ 0.511 (γ^\pm), 1.626, 3.577, 3.838 daughter radiations from Zr 89	C 12 on Br (MathH55, HydE65) Y 89 (α , 4n) (MathH55)

Isotope Z A	Half-life	Type of decay (α); % abundance; Mass excess ($\Delta=M-A$), MeV ($C^{12}=0$); Thermal neutron cross section (σ), barns	Class; Identification; Genetic relationships	Major radiations: approximate energies (MeV) and intensities	Principal means of production
^{89m}Nb 41	42 m (ButeF64b) \approx 48 m (DiaR54)	α β^+ (DiaR54), [EC] Δ -80.2 (LHP, MTW)	A chem, genet (DiaR54, MathH55) parent Zr^{89m} (DiaR54, MathH55) daughter Mo^{89} (ButeF64c)	β^+ 3.1 max e^- 0.570 (with Zr^{89m}) γ 0.511 (γ^+), 0.588 (93%, with Zr^{89m}) daughter radiations from Zr^{89}	C^{12} on Br (MathH55) protons on Zr (DiaR54)
Nb^{90}	14.6 h (OngP54a, SheIR57a) 14.7 h (DiaR53, ButeF64b) others (KunD49, JacoL51)	α β^+ , EC (BjoS59, LazN58, SheIR57a) EC(K) \approx 50% (KuzM57) Δ -82.66 (MTW)	A chem, excit, cross bomb (JacoL51) chem, sep isotopes, cross bomb (KunD49) descendant Mo^{90} (DiaR53, MathH55b)	β^+ 1.50 max e^- 0.115, 0.123 γ Zr X-rays, 0.142 (75%), 0.511 (γ^-), 1.14 (97%), 2.18 (14%), 2.32 (82%) daughter radiations from Zr^{90m} included in above listing	Zr^{90} (p, n) (BjoS59, LazN58) Zr^{90} (d, 2n) (KunD49, JacoL51) descendant Mo^{90} (ButeF64b, DiaR53)
Nb^{90m}	24 s (MathH55b)	α IT (MathH55b) Δ -82.54 (LHP, MTW)	A chem, genet (MathH55b) daughter Mo^{90} (MathH55b)	γ Nb X-rays, 0.122 (71%) e^- 0.104, 0.120	daughter Mo^{90} (MathH55b)
Nb^{91}	long (OvaJ51)	α [EC] (OvaJ51) Δ -86.8 (MTW)	B genet (OvaJ51) [daughter Nb^{91m}] (OvaJ51)	γ [Zr X-rays]	Zr^{90} (d, n) (OvaJ51)
Nb^{91m}	64 d (BoydG49) 60 d (JacoL51)	α IT 97%, EC 3% (NDS) Δ -86.6 (LHP, MTW)	A chem, excit (JacoL51) chem, sep isotopes (OvaJ51)	γ Nb X-rays, 0.104 (0.5%), 1.21 (3%) e^- 0.086, 0.102	γ 89 (a, 2n) (HaywR55a) Zr^{90} (d, n) (OvaJ51, HaywR55a, JacoL51)
Nb^{92}	>350 y or <1 h (BunkM62)	Δ -86.45 (SheIR64, MTW)	F levels observed in Nb^{93} (d, t) reaction (SheIR64) and in Nb^{93} (p, d) reaction (SweR64)		
Nb^{92m}	10.16 d (BunkM62) 10.15 d (WestH59) others (GlagV61, MacD48, SagR40b, SagR38a)	α EC 99+%, β^+ 0.06% (WestH59, BunkM62) no β^- , lim 0.05% (PreiP51) Δ -86.32 (SheIR64, MTW)	A chem, excit (SagR38a)	γ Zr X-rays, 0.934 (99%)	γ 89 (a, n) (BunkM62)
Nb^{92}	13 h (JameR54)		G chem, excit (JameR54) activity not observed (SilE58, BramE62, BunkM62, BosH64b)		protons on Nb^{93} (JameR54)
<u>Nb</u> ⁹³		% 100 (SamM36a, WhiF56) Δ -87.204 (MTW) σ_c 0.1 (to Nb^{94}) 1 (to Nb^{94m}) (GoldmDT64)			
Nb^{93m}	13.6 y (FlyK65a) \approx 4 y (SchumR54)	α IT (SchumR54) Δ -87.173 (LHP, MTW)	A chem, genet (GleL53) daughter Zr^{93} (85%) (GleL53) daughter Mo^{93} (HohK64)	γ Nb X-rays e^- 0.011, 0.028	daughter Zr^{93} (GleL53) Nb^{93} (n, n') (SchumR54, HohK64)
Nb^{94}	2.0×10^4 y sp act, mass spect (SchumR59a) 1.8×10^4 y sp act (RoIM55) 2.2×10^4 y sp act (DouDL53)	α β^- , no EC (DouDL53) no EC(K), lim 6% (SchumR59a) Δ -86.35 (MTW) σ_c \approx 15 (GoldmDT64)	A n-capt (GoldhM46a) chem, n-capt (HeiR52)	β^- 0.49 max γ 0.702 (100%), 0.871 (100%)	Nb^{93} (n, γ) (GoldhM46a, HeiR52)
Nb^{94m}	6.29 m (KilP62) 6.6 m (SagR40b)	α IT 99+%, β^- 0.2% (ReicC63, YinL62) IT 99+%, β^- 0.5% (KilP62) Δ -86.31 (LHP, MTW)	A n-capt, excit (PoolM37, SagR38a, GoldhM48a, KunD46)	γ Nb X-rays, 0.871 (0.2%) e^- 0.023, 0.039	Nb^{93} (n, γ) (PoolM37, SagR38a, SagR40b, SerL47b)
Nb^{95}	35.0 d (WyaE61) 35.6 d (PierA59) 35 d (CorkJ53a, EngE51) others (JacoL51, LangeL63, FlyK65a)	α β^- (GoldsB51) Δ -86.784 (MTW) σ_c \approx 7 (GoldmDT64)	A chem (GoldsB46, GoldsB51) chem, excit, cross bomb (JacoL51) daughter Zr^{95} (HudJ49, BradE51a, SteinE51a, JacoL51) daughter Nb^{95m} (SteinE51a, LeviJ51a)	β^- 0.160 max γ 0.765 (100%)	daughter Zr^{95} (HudJ49, BradE51a, JacoL51, SteinE51b)

Isotope Z A	Half-life	Type of decay (☉); % abundance; Mass excess ($\Delta = M - A$), MeV ($C^{12} = 0$); Thermal neutron cross section (σ), barns	Class; Identification; Genetic relationships	Major radiations: approximate energies (MeV) and intensities	Principal means of production
^{95m}Nb 41 Nb	90 h (SteinE51a, HudJ49, DrabG55) 84 h (SlaH52a, SlaH53)	☉ IT (SteinE51a) Δ -86.549 (LHP, MTW)	A chem (EngE46, EngE51a) chem, genet (SteinE51a) daughter Zr^{95} (HudJ49, BradE51a, JacoL51, SteinE51a) parent Nb^{95} (SteinE51a, LeviJ51a)	Y Nb X-rays, [0.235] e ⁻ 0.216 daughter radiations from Nb^{95}	daughter Zr^{95} (HudJ49, BradE51a, JacoL51, SteinE51a) Mo^{97} (d, a) (JacoL51, BoydG49) Zr^{94} (d, n) (JacoL51)
Nb^{96}	23.35 h (KunD49) 23.5 h (MonaS62)	☉ β^- (KunD49) Δ -85.64 (MTW)	A chem, excit, sep isotopes (KunD49)	β^- 0.7 max Y 0.459 (28%), 0.569 (59%), 0.778 (97%), 0.811 (14%), 0.851 (22%), 1.092 (49%), 1.200 (21%)	Zr^{96} (p, n) (KunD49) Mo^{98} (d, a) (BornP63c)
Nb^{97}	72 m (MandeC52) 74 m (BurgW50a) 75 m (GrossA40)	☉ β^- (GrossA40) Δ -85.61 (MTW)	A chem, genet (GrossA40) daughter Nb^{97m} (SaraB55a)	β^- 1.27 max Y 0.665 (98%)	descendant Zr^{97} (GrossA40, BurgW50a)
Nb^{97m}	1.0 m (BurgW50a)	☉ IT (BurgW50a) Δ -84.86 (LHP, MTW)	A chem, excit, sep isotopes, genet (BurgW50a) daughter Zr^{97} (BurgW50a) parent Nb^{97} (SaraB55a)	Y 0.747 (98%) e ⁻ 0.728 daughter radiations from Nb^{97}	daughter Zr^{97} (BurgW50a)
Nb^{98}	51 m (OrtC60, WahA62, TakaK61) others (BoydG49)	☉ β^- (BoydG49) Δ -83.5 (OrtC60, MTW)	B chem, sep isotopes (BoydG49) chem, genet energy levels (OrtC60) not daughter Zr^{98} (OrtC60)	β^- 3.1 max Y 0.330 (9%), 0.720 (75%), 0.787 (100%), 1.16 (30%), 1.44 (10%), 1.52 (4%), 1.68 (10%), 1.88 (4%), 1.93 (8%)	Mo^{98} (n, p) (OrtC60, TakaK61, WahA62)
Nb^{98}	<2 m (OrtC60)	☉ β^- (OrtC60)	F genet, excit (OrtC60) [daughter Zr^{98}] (OrtC60)	β^- high-energy β	fission, daughter Zr^{98} (OrtC60)
Nb^{99}	2.4 m (OrtC60) 2.3 m (TroD63) 2.5 m (DufR50)	☉ β^- (DufR50) Δ -83 (MTW)	A chem, excit, sep isotopes (DufR50) chem, genet (OrtC60) parent Mo^{99} (OrtC60)	β^- 3.2 max Y 0.100 (\uparrow 1), 0.260 (\uparrow 1)	fission (OrtC60, TroD63) Mo^{100} (Y, p) (DufR50)
Nb^{99}	10 s genet (TroD63)	☉ β^- >52% (TroD63)	C chem, genet (TroD63) parent Mo^{99} (TroD63)		fission (TroD63)
Nb^{100}	3.0 m (OrtC60)	☉ [β^-] (OrtC60) Δ -80 (MTW)	B chem, genet energy levels (OrtC60)	Y 0.140 (\uparrow 10), 0.36 (\uparrow 55), 0.45 (\uparrow 40), 0.53 (\uparrow 100, complex), 0.65, 2.2, 2.3, 2.65, 2.85	fission (OrtC60)
Nb^{100}	11 m (TakaK61)	☉ β^- (TakaK61) Δ -80 (MTW)	C chem, genet energy levels (TakaK61)	β^- 4.2 max (\leq 10%), 3.5 max Y 0.535 (\uparrow 100), 0.62 (\uparrow 60), 1.04 (\uparrow 10), 1.15 (\uparrow 10), 1.47 (\uparrow 5)	Mo^{100} (n, p) (TakaK61)
Nb^{101}	1.0 m genet (OrtC60)	☉ [β^-] (OrtC60)	B chem, genet (OrtC60) parent Mo^{101} (OrtC60)		fission (OrtC60)
^{88}Mo 42 Mo	27 m (ButeF64c)	☉ β^+ (ButeF64c), [EC]	B chem, genet (ButeF64c) parent Nb^{88} , ancestor Zr^{88} (ButeF64c)	β^+ 2.5 max Y 0.511 (γ^+), 2.69 daughter radiations from Nb^{88}	protons on Nb, Mo (ButeF64c)
Mo^{89}	7 m (ButeF64c)	☉ β^+ (ButeF64c), [EC]	B chem, genet (ButeF64c) parent Nb^{89m} , ancestor Zr^{89} (ButeF64c)	β^+ 4.9 max Y 0.511 (γ^+) daughter radiations from Nb^{89m}	protons on Mo (ButeF64c)
Mo^{90}	5.67 h (PettH66) 5.7 h (DiaR53) 6.3 h (KuzM57) others (KurcB55)	☉ EC 75%, β^+ 25% (CoopJ65) Δ -80.17 (PettH66, MTW)	A chem, genet (DiaR53, MathH55b) ancestor Nb^{90} (DiaR53, MathH55b) parent Nb^{90m} (MathH55b)	β^+ 1.2 max e ⁻ 0.104, 0.120, 0.239, 0.255 Y Nb X-rays, 0.122 (71%), 0.257 (85%), 0.445 (9%), 0.511 (50%), γ^+ , 0.945 (10%), 1.273 (8%), 1.389 (4%), 1.46 (4%, doublet) daughter radiations from Nb^{90} (daughter radiations from Nb^{90m} included in above listing)	Nb^{93} (p, 4n) (DiaR53, MathH55b, CoopJ65) Zr^{90} (a, 4n) (CoopJ65)

Isotope Z A	Half-life	Type of decay ($\alpha, \beta, \gamma, \dots$); % abundance; Mass excess ($\Delta = M - A$), MeV ($C^{12} = 0$); Thermal neutron cross section (σ), barns	Class; Identification; Genetic relationships	Major radiations: approximate energies (MeV) and intensities	Principal means of production
$^{91}_{42}\text{Mo}$	15.49 m (EbrT65) 15.5 m (DufR49b, WafH48, KatzL53) others (AxeP55, BotW39, SagR38)	α β^+ (SagR38), [EC] Δ -82.3 (MTW)	A excit (BotW37) chem, excit (SagR38) chem, sep isotopes, excit (KunD49a, DufR49b)	β^+ 3.44 γ Nb X-rays, 0.511 (γ^\pm)	Mo^{92} (n, 2n) (KunD49a, HeyF37, SagR38, SagR40a, BroJ52, EbrT65)
Mo^{91m}	64 s (PrenJ57) 66 s (KatzL53, AxeP55) 73 s (WafH48) 75 s (DufR49b)	α IT \approx 57%, β^+ + EC \approx 43% (SmiF56) IT \approx 70%, β^+ + EC \approx 30% (AxeP55) Δ -81.6 (LHP, MTW)	B chem, sep isotopes (DufR49b)	β^+ 3.99 max (\uparrow 15), 2.78 max (\uparrow 100) e 0.638 γ Nb X-rays, Mo X-rays, 0.511 (γ^\pm , [76%]), 0.658 (54%), 1.21 (22%), 1.53 (15%) daughter radiations from Mo^{91}	Mo^{92} (γ , n) (DufR49b)
Mo^{92}	$t_{1/2}$ (ECEC) $> 4 \times 10^{18}$ y (WintR55)	% 15.86 (WilliD46) Δ -86.804 (MTW) σ_c < 0.3 (to Mo^{93}) < 0.006 (to Mo^{93m}) (GoldmDT64)			
Mo^{93}	> 100 y genet (HohK64)	α EC (BoydG49a) Δ -86.79 (MTW)	A chem, n-capt (BoydG49a) genet (HohK64) parent Nb 93m (85%) (HohK64)	γ Nb X-rays daughter radiations from Nb 93m	Mo^{92} (n, γ) (BoydG49a) Nb 93 (p, n) (HohK64)
Mo^{93m}	6.95 h (BoydG52b) 6.75 h (KunD50)	α IT (KunD50) Δ -84.36 (LHP, MTW)	A chem, excit (KunD46) chem, excit, cross bomb, sep isotopes (KunD50) chem, excit (BoydG52b) chem, mass spect (AlbuD53, BernaR53) not daughter Tc 93 (BoydG50)	γ Mo X-rays, 0.264 (58%), 0.685 (100%), 1.479 (100%) e 0.244, 0.261	Nb 93 (d, 2n) (AlbuD53, KunD46, WieM46, KunD50a) Zr 90 (α , n) (KunD50) Nb 93 (p, n) (BoydG52b, ForC53)
Mo^{94}		% 9.12 (WilliD46) Δ -88.407 (MTW)			
Mo^{95}		% 15.70 (WilliD46) Δ -87.709 (MTW) σ_c 14 (GoldmDT64)			
Mo^{96}		% 16.50 (WilliD46) Δ -88.794 (MTW) σ_c 1 (GoldmDT64)			
Mo^{97}		% 9.45 (WilliD46) Δ -87.539 (MTW) σ_c 2 (GoldmDT64)			
Mo^{98}		% 23.75 (WilliD46) Δ -88.110 (MTW) σ_c 0.51 (GoldmDT64)			
Mo^{99}	66.7 h (CrowP65) 66.0 h (GunS57) 67.0 h (WriH57) others (SeaG39, CorkJ49a, VasiI58, WafH48, SagR40a)	α β^- (SagR38) Δ -85.96 (MTW)	A chem, n-capt, excit (SagR38, SagR40a) parent Tc 99m (SeaG39, SagR40a, MedH49, GleL51d, MihJ51) daughter 2.4 m Nb 99 (OrtC60) daughter 10 s Nb 99 (TroD63) ancestor Tc 99 (MotE47a)	β^- 1.23 max γ Tc X-rays, 0.041 (2%), 0.181 (7%), 0.372 (1%), 0.740 (12%), 0.780 (4%) daughter radiations from Tc 99m	Mo^{98} (n, γ) (SagR40, SagR40a, MauW41, SerL47b, HumV51) fission (HahO39b, SagR40a, KatcS51c, KatcS48, FinB51c)
Mo^{100}	$t_{1/2}$ ($\beta\beta$) $\geq 3 \times 10^{17}$ y sp act (WintR55) others (FremJ52)	% 9.62 (WilliD46) Δ -86.185 (MTW) σ_c 0.2 (GoldmDT64)			
Mo^{101}	14.6 m (MauW41, WileDR54, OKelG57)	α β^- (SagR40a) Δ -83.50 (MTW)	A chem, n-capt (SagR40a) parent Tc 101 (SagR40, BotW41, HahO41a, HahO41b, MauW41) daughter Nb 101 (OrtC60)	β^- 2.23 max e 0.170 γ 0.191 (25%), 0.51 (15%), 0.59 (21%), 0.70 (11%), 0.89 (15%), 1.02 (25%), 1.18 (11%), 1.38 (9%), 1.56 (11%), 2.08 (16%) daughter radiations from Tc 101	Mo^{100} (n, γ) (SagR40, SagR40b, MauW41, SerL47b, HumV51)

Isotope Z A	Half-life	Type of decay (α , β , γ , ϵ); % abundance; Mass excess ($\Delta = M - A$), MeV ($C^{12} = 0$); Thermal neutron cross section (σ), barns	Class; Identification; Genetic relationships	Major radiations: approximate energies (MeV) and intensities	Principal means of production
$^{102}_{42}\text{Mo}$	11.5 m (FleJ54) 11.0 m (WileDR54a) 12 m (HahO41a)	α β^- (HahO41a) Δ -84 (MTW)	D chem (HahO41a) parent 5 s Tc^{102} (HahO41a, HahO41b, FleJ54)	β^- 1.2 max daughter radiations from 5 s Tc^{102}	fission (HahO41a, FleJ54, WileDR54a)
Mo^{103}	62 s genet (VBaeA65) 70 s (KieP63a)	α [β^-] (KieP63a)	B chem, genet (KieP63a) parent Tc^{103} (KieP63a)		fission (KieP63a, VBaeA65)
Mo^{104}	1.1 m (KieP62) 1.6 m (TerG64)	α β^- (TerG64)	B chem, genet (KieP62) chem, excit (TerG64) parent Tc^{104} (KieP62)	β^- 4.8 max γ 0.070 daughter radiations from Tc^{104}	fission (TerG64, KieP62)
Mo^{105}	40 s (KieP62a) 42 s genet (VBaeA65) others (FleJ55a, FleJ56a, SeeW47)	α β^- (BornH43b)	B chem, genet (BornH43b, KieP62a) ancestor Ru^{105} (BornH43b, KieP62a) parent Tc^{105} , ancestor Rh^{105} (KieP62a, BornH43b, FleJ55a)		fission (BornH43b, FleJ55a, FleJ56a, KieP62a, VBaeA65)
$^{92}_{43}\text{Tc}$	4.4 m (VLieR64)	α β^+ \approx 92%, EC \approx 8% (VLieR64) Δ -78.8 (MTW)	B chem, sep isotopes (MotE48, VLieR64)	β^+ 4.1 max γ Mo X-rays, 0.090 (20%), 0.14 (67%), 0.24 (30%), 0.33 (90%), 0.511 (184%, γ^\pm), 0.79 (95%), 1.54 (100%)	Mo^{92} (d, 2n) (MotE48, VLieR64)
Tc^{93}	2.75 h (KunD48a) 2.7 h (VinG62, MotE48, DelL39)	α EC 87%, β^+ 13% (VinG62, LeviC54a) Δ -83.60 (MTW)	A chem (SeaG39) chem, excit, sep isotopes (KunD48a) not parent $\text{Mo}^{93\text{m}}$ (BoydG50)	β^+ 0.80 max γ Mo X-rays, 0.511 (26%, γ^\pm), 1.35 (65%), 1.49 (33%)	Mo^{92} (d, n) (KunD48a, MotE48, SeaG39, VinG62) Mo^{92} (p, γ) (KunD48a, DelL39)
$\text{Tc}^{93\text{m}}$	43 m (MedH50, VinG62) 47 m (KunD48a)	α IT 82%, EC 18% (VinG62) Δ -83.21 (LHP, MTW)	A chem, excit, sep isotopes (KunD48a) mass spect (BernaR54) chem, mass spect (LeviC54a)	γ Tc X-rays, Mo X-rays, 0.390 (63%), 2.66 (18%) e^- 0.369 daughter radiations from Tc^{93}	Mo^{92} (d, n) (EasH53, BernaR54, VinG62) Mo^{92} (p, γ) (EasH53) Nb^{93} (a, 4n) (EasH53)
Tc^{94}	293 m (MatuJ63) 270 m (MonaS62a)	α EC 89%, β^+ 11% (HamiJ64) EC 93%, β^+ 7% (MatuJ63) EC 86%, β^+ 14% (MonaS62a) Δ -84.15 (MTW)	A excit (MonaS62) chem, excit, cross bomb (MatuJ63)	β^+ 0.816 max γ Mo X-rays, 0.511 (22%, γ^\pm), 0.702 (100%), 0.849 (100%), 0.871 (100%)	Nb^{93} (a, 3n) (MatuJ63) Mo^{94} (d, 2n) (MatuJ63, MonaS62a, HamiJ64)
$\text{Tc}^{94\text{m}}$	53 m (MedH50, MonaS62) 50 m (MotE48a)	α β^+ 66%, EC 34% (HamiJ64) β^+ 72%, EC 28% (MonaS62a) β^+ 61%, EC 39% (MatuJ63) Δ -84.04 (LHP, MTW)	A chem, excit (GugP47) chem, excit, sep isotopes (MotE48a) genet energy levels (HamiJ64) daughter Ru^{94} (VWieA52)	β^+ 2.47 max γ Mo X-rays, 0.511 (132%, γ^\pm), 0.871 (91%), 1.53 (10%), 1.87 (9%), 2.73 (5%), 3.20 (2%)	Nb^{93} (a, 3n) (MatuJ63) Mo^{94} (d, 2n) (MotE48a, MonaS62, MatuJ63, HamiJ64) Mo^{94} (p, n) (GugP47, HubeO48a, MedH50)
Tc^{95}	20.0 h (VinG62, EggD48) 20 h (MotE48a)	α EC (EggD48) no β^+ (MedH50) Δ -86.05 (MTW)	A chem, sep isotopes (EggD48, MotE48a)	γ Mo X-rays, 0.768 (82%), 0.84 (11%), 1.06 (4%)	Mo^{95} (p, n) (EggD48, MedH50) Mo^{94} (d, n) (VinG62) Mo^{95} (d, 2n) (MotE48a)
$\text{Tc}^{95\text{m}}$	61 d (UniJ59) 60 d (MedH50) 62 d (CacB39) 52 d (EdwJ47)	α EC 95%, β^+ 0.42%, IT 4% (UniJ59, MedH50, MedH50a, CreT65a) Δ -86.01 (LHP, MTW)	A chem (CacB37, CacB39) chem, sep isotopes (MotE48b)	β^+ 0.68 max e^- 0.019, 0.036, 0.184 γ Mo X-rays, 0.204 (70%), 0.584 (36%), 0.78 (12%, complex), 0.823 (9%), 0.838 (27%), 1.042 (4%) daughter radiations from Tc^{95}	Mo^{95} (p, n) (EdwJ47) Mo^{94} (d, n) (CacB37, CacB39, UniJ59) Mo^{95} (d, 2n) (MotE48b)
Tc^{96}	4.35 d (MedH50) 4.20 d (CobJ50) 4.3 d (MonaS62, EdwJ47) 4.2 d (MotE48b)	α EC (MotE48b) no β^+ (MedH50) Δ -85.9 (MTW)	A chem (EwiD39) chem, excit, cross bomb (EdwJ47) chem, excit, sep isotopes (MedH52)	γ Mo X-rays, 0.32 (5%), 0.778 (100%), 0.81 (84%), 0.851 (100%), 1.12 (16%) e^- 0.30, 0.75, 0.79, 0.82	Nb^{93} (a, n) (EdwJ47)

Isotope Z A	Half-life	Type of decay ($\alpha, \beta, \gamma, \dots$); % abundance; Mass excess ($\Delta = M - A$), MeV ($C^{12} = 0$); Thermal neutron cross section (σ), barns	Class; Identification; Genetic relationships	Major radiations: approximate energies (MeV) and intensities	Principal means of production
$^{43}\text{Tc}^{96\text{m}}$	52m (MedH50, EasH53)	\ast IT (MedH50) $\beta^+ \approx 0.01\%$ (EasH53) $\Delta -85.8$ (LHP, MTW)	B chem, excit (MedH50) chem, excit, sep isotopes (MedH52)	γ Tc X-rays e^- 0.013, 0.032 daughter radiations from Tc^{96}	Nb^{93} (a, n) (EasH53)
Tc^{97}	2.6×10^6 y yield (KatsS58a) others (BoydG54)	\ast EC (BoydG54) $\Delta -87$ (MTW)	A genet (BoydG51a) chem (KatsS58a) [daughter $\text{Tc}^{97\text{m}}$] (BoydG51a) daughter Ru^{97} (99+%) (KatsS58a)	γ Mo X-rays	Ru^{96} (n, γ) Ru^{97} (β^-) (KatsS58a) Mo^{97} (d, 2n) (BoydG54)
$\text{Tc}^{97\text{m}}$	91 d (BoydG54, HelmhA41a) 90 d (MotE48b, GugP47, CacB37) 87 d (UniJ59) 95 d (EdwJ47)	\ast IT (HelmhA41a, EdwJ47) $\Delta -87$ (LHP, MTW)	A chem (PerrC37, CacB37) chem, genet (MotE47) excit, sep isotopes (MotE48b) daughter Ru^{97} (0.04%) (KatsS58a)	γ Tc X-rays e^- 0.075, 0.094	Mo^{96} (d, n) (CacB37, PerrC37, CacB39) Mo^{97} (p, n) (EdwJ47) Mo^{97} (d, 2n) (MotE48b) Ru^{96} (n, γ) Ru^{97} (β^-) (KatsS58a)
Tc^{98}	1.5×10^6 y sp act (OKelG56b) others (KatsS55)	\ast β^- (KatsS55) $\Delta -86.5$ (MTW) σ_c 3 (to $\text{Tc}^{99\text{m}}$) (GoldmDT64)	A chem, mass spect (BoydG55)	β^- 0.30 max γ 0.66 (100%), 0.76 (100%)	Mo^{98} (p, n) (BoydG55) Ru^{96} (n, γ) Ru^{97} (β^-) Tc^{97} (n, γ) (KatsS55, KatsS58a)
Tc^{99}	2.12×10^5 y sp act (FrieS51) 2.15×10^5 y sp act (BoydG60)	\ast β^- (LincD51, SchumR51) $\Delta -87.33$ (MTW) σ_c 22 (GoldmDT64)	A chem (LincD46, SchumR46) chem, mass spect (IngM47g) daughter $\text{Tc}^{99\text{m}}$ (SeaG39, HahO41a) descendant Mo^{99} (MotE47a)	β^- 0.292 max γ no γ	fission (IngM47g, LincD51, SchumR51) Mo^{98} (n, γ) Mo^{99} (β^-) (MotE47a)
$\text{Tc}^{99\text{m}}$	6.049 h (GleG64) 6.00 h (ByeD58) others (GleL51d, BaiK53, PortR60, CreT65)	\ast IT (SeaG39) $\Delta -87.18$ (LHP, MTW)	A chem, genet (SeaG39) daughter Mo^{99} (SeaG39, SagR40a, MedH49, GleL51d, MihJ51) parent Tc^{99} (SeaG39, HahO41a)	γ Tc X-rays, 0.140 (90%) e^- 0.001, 0.119	daughter Mo^{99} (SeaG39, SagR40a, MedH49, GleL51d, MihJ51)
Tc^{100}	15.8 s (BoydG52a) 17.5 s (HouR52) 17 s (CsiG63)	\ast β^- (HouR52) $\Delta -85.9$ (MTW)	A sep isotopes (HouR52) sep isotopes, n-capt (BoydG52a)	β^- 3.38 max γ 0.540 (strong), 0.60 (strong), 0.71, 0.81, 0.89, 1.01, 1.31, 1.49, 1.8	Tc^{99} (n, γ) (BoydG52a, OKelG58) Mo^{100} (p, n) (HouR52) Rh^{103} (n, a) (CsiG63)
Tc^{101}	14.0 m (OKelG57, MauW41, HahO41b) 14.3 m (WileDR54) 14.5 m (PerlmM48) 16.5 m (MacD48)	\ast β^- (SagR40) $\Delta -86.32$ (MTW)	A chem, genet (SagR40) daughter Mo^{101} (BotW41, HahO41a, HahO41b, MauW41, SagR40)	β^- 1.32 max γ 0.13 (3%, complex), 0.307 (γ 91%), 0.545 (γ 8%)	Mo^{100} (n, γ) Mo^{101} (β^-) (SagR40, SagR40b, MauW41)
Tc^{102}	4.5 m (FleJ54, FleJ57)	\ast β^- (FleJ56a) $\Delta -85$ (MTW)	B chem, genet energy levels (FleJ56a, FleJ57)	β^- 2 max γ 0.47	Ru^{102} (n, p) (FleJ57) fission (FleJ56a)
Tc^{102}	5 s (FleJ54) others (HahO41a)	\ast β^- (HahO41a) $\Delta -85$ (MTW)	C chem, genet (HahO41a, FleJ54) daughter Mo^{102} (HahO41a, HahO41b, FleJ54)	β^- 4.4 max	daughter Mo^{102} (HahO41a, HahO41b, FleJ54)
Tc^{103}	50 s (KieP63a, VBaeA65) 72 s (FleJ57)	\ast β^- (KieP63b) $\Delta -84.9$ (MTW)	B excit (FleJ57) chem, genet (KieP63a) [parent Ru^{103}] (KieP63a) daughter Mo^{103} (KieP63a)	β^- 2.2 max γ 0.135 (\uparrow 17), 0.21 (\uparrow 10), 0.35	fission (KieP63a, KieP63b, VBaeA65) Ru^{104} (n, np) (FleJ57)
Tc^{104}	18 m (FleJ56a, KieP62)	\ast β^- (FleJ56a, KieP62) $\Delta -82.2$ (MTW)	B chem (FleJ56a) chem, genet energy levels (KieP62) daughter Mo^{104} (KieP62)	β^- [5.8 max] (weak), 4.6 max γ 0.36, 0.53, 0.89, 1.15, 1.25, 1.37, 1.6 (complex), 1.9, 2.2, 2.7, 3.2, 3.4, 3.7, 4.0, 4.4, 4.7	fission (FleJ56a, KieP62) Ru^{104} (n, p) (FleJ57)
Tc^{105}	7.7 m (KieP62a) 7.8 m (VBaeA65) 10 m genet (FleJ55a, FleJ56a)	\ast β^- (BornH43b) $\Delta -82.6$ (MTW)	B chem, genet (BornH43b) parent Ru^{105} , daughter Mo^{105} (BornH43b, FleJ55a, KieP62a) ancestor Rh^{105} (KieP62a)	β^- 3.4 max γ 0.110 daughter radiations from Ru^{105}	fission (BornH43b, FleJ55a, FleJ56a, KieP62a, VBaeA65)

Isotope Z A	Half-life	Type of decay (α, β, γ); % abundance; Mass excess ($\Delta = M - A$), MeV ($C^{12} = 0$); Thermal neutron cross section (σ), barns	Class; Identification; Genetic relationships	Major radiations: approximate energies (MeV) and intensities	Principal means of production
$^{106}_{43}\text{Tc}$	37 s (VBaeA65)	β^- (VBaeA65)	B chem, genet (VBaeA65) parent Ru^{106} (VBaeA65)		fission (VBaeA65)
Tc^{107}	29 s (VBaeA65) others (BornH43b)	β^- (VBaeA65)	B chem, genet (VBaeA65) ancestor Rh^{107} (VBaeA65)		fission (VBaeA65)
$^{93}_{44}\text{Ru}$	50 s (AteA55a)	β^+ (?) (AteA55a)	E chem, excit (AteA55a)		Mo^{92} (a, 3n) (AteA55a)
Ru^{94}	57 m genet (VWieA52)	EC (VWieA52)	D chem, genet (VWieA52) parent Tc^{94m} (VWieA52)	γ [Tc X-rays] daughter radiations from Tc^{94m}	Mo^{92} (a, 2n) (VWieA52)
Ru^{95}	1.65 h (SchaE56, EggD48) 1.7 h (KurcB55) 1.6 h (MocD48)	β^+ EC 85%, β^+ 15% (RieP63) Δ -84.02 (MTW)	A chem, cross bomb, sep isotopes (EggD48)	β^+ 1.33 max γ Tc X-rays, 0.340 (70%), 0.511 (30%, γ^+), 0.625 (13%), 1.09 (21%), 1.43 (5%) daughter radiations from Tc^{95}	Mo^{92} (a, n) (EggD48) Ru^{96} (n, 2n) (EggD48, SchaE56, RieP63)
Ru^{96}		% 5.46 (OrdK60) 5.57 (WhiF56) 5.50 (FrieL53) 5.7 (EwaH44) Δ -86.07 (MTW) σ_c 0.2 (GoldmDT64)			
Ru^{97}	2.88 d (KatsS58a) 2.8 d (MocD48, SulW46, AteA55b, ShpV56) 2.44 d (CorkJ55a)	β^+ EC (SulW46) Δ -86 (MTW)	A chem, excit (SulW46) chem, cross bomb, sep isotopes (EggD48) parent Tc^{97m} (0.04%), parent Tc^{97} (99+%) (KatsS58a) daughter 32 m Rh^{97} (AteA55b)	γ Tc X-rays, 0.215 (91%), 0.324 (8%) e^- 0.194	Ru^{96} (n, γ) (SulW46, KatsS58a, CorkJ55a) Mo^{94} (a, n) (EggD48)
Ru^{98}		% 1.868 (OrdK60) 1.86 (WhiF56) 1.91 (FrieL53) 2.2 (EwaH44) Δ -88.222 (MTW) σ_c <8 (GoldmDT64)			
Ru^{99}		% 12.63 (OrdK60) 12.7 (WhiF56, FrieL53) 12.8 (EwaH44) Δ -87.619 (MTW) σ_c 11 (GoldmDT64)			
Ru^{100}		% 12.53 (OrdK60) 12.7 (FrieL53) 12.6 (WhiF56) Δ -89.219 (MTW) σ_c 10 (GoldmDT64)			
Ru^{101}		% 17.02 (OrdK60) 17.0 (EwaH44, FrieL53) 17.1 (WhiF56) Δ -87.953 (MTW) σ_c 3 (GoldmDT64)			
Ru^{102}		% 31.6 (OrdK60, WhiF56) 31.5 (FrieL53) 31.3 (EwaH44) Δ -89.098 (MTW) σ_c 1.4 (GoldmDT64)			
Ru^{103}	39.5 d (FlyK65a) 39.8 d (KondE50a) 39.4 d (CaliJ59) others (WriH57, SulW51d, BohE45, HoleN48a, GleL51e, MocD48, NisY42)	β^- (NisY42) Δ -87.27 (MTW)	A excit (LivJ36) chem (NisY42, GoldsB46) chem, excit (SulW51d, SulW51f) parent Rh^{103m} (SulW51f) [daughter Tc^{103}] (KieP63a)	β^- 0.70 max (3%), 0.21 max γ 0.497 (88%), 0.610 (6%) daughter radiations from Rh^{103m}	Ru^{102} (n, γ) (SulW51d, DVriH38) fission (NisY41, NisY42, GoldsB51a, SulW51e, FinB51c)

Isotope Z A	Half-life	Type of decay ($\alpha, \beta, \gamma, \dots$); % abundance; Mass excess ($\Delta \approx M - A$), MeV ($C^{12} = 0$); Thermal neutron cross section (σ), barns	Class; Identification; Genetic relationships	Major radiations: approximate energies (MeV) and intensities	Principal means of production
$^{104}_{44}\text{Ru}$		% 18.87 (OrdK60) 18.5 (WhiF56) 18.7 (FrieL53) 18.3 (EwaH44) Δ -88.090 (MTW) σ_c 0.48 (GoldmDT64)			
Ru^{105}	4.44 h (RicR60) 4.43 h (BranHW62) others (SleN51, SulW51, SulW51b, BohE45, ShpV56)	β^- (NisY41) Δ -86.00 (MTW) σ_c 0.2 (GoldmDT64)	A chem (SegE41) chem, excit (SulW51a) daughter Tc ¹⁰⁵ (BornH43b, FleJ55a, KieP62a) parent Rh ^{105m} (DufR51) parent Rh ^{105m} (25%) (BranHW62); (27%) (NeesJ65) descendant Mo ¹⁰⁵ (BornH43b, KieP62a) ancestor Rh ¹⁰⁵ (NisY41, BohE45, SleN51, SulW51a)	β^- 1.87 max (11%), 1.15 max γ 0.263 (6%), 0.317 (11%, doublet), 0.40 (6%, doublet), 0.475 (20%, doublet), 0.67 (16%, doublet), 0.726 (48%) daughter radiations from Rh ^{105m} Rh ¹⁰⁵	Ru^{104} (n, γ) (DVriH38, SulW51a)
Ru^{106}	368 d (FlyK65a) 367 d (SchumR56) 366 d (EasH60) 371 d (WyaE61) others (MerW57, GleL51e, SeeW46)	β^- (GoldsB51a, GleL51e) Δ -86.33 (MTW) σ_c 0.15 (GoldmDT64)	A chem (GoldsB46, GleL46a) chem, mass spect (HaydR48) parent 30 s Rh ¹⁰⁶ (SeeW46, GrumW46, GleL51e) not parent 130 m Rh ¹⁰⁶ (BaraG55) daughter Tc ¹⁰⁶ (VBaeA65)	β^- 0.039 max γ no γ daughter radiations from 30 s Rh ¹⁰⁶	fission (GleL51e, HaydR48, GrumW48, FinB51c)
Ru^{107}	4.2 m (PierW62) 4.8 m (BaumF58) 4 m (GleL51f, BornH43b)	β^- (BornH43b) Δ -83.7 (MTW)	B chem (BornH43b, GleL51f, BaumF58) chem, genet (PierW62) parent Rh ¹⁰⁷ (PierW62, GleL51f, BornH43b, BaroG55a) [daughter Tc ¹⁰⁷] (BornH43b)	β^- 3.2 max γ 0.195 (14%), 0.37 (weak), 0.48 (weak), 0.86 (7%), 0.93 (4%), 1.03 (4%), 1.29 (4%) daughter radiations from Rh ¹⁰⁷	Pd^{110} (n, α) (BaumF58, BaroG55a) fission (BornH43b, GleL51f, BaroG55a, BaumF58, PierW62)
Ru^{108}	4.5 m (PierW62) 4.4 m (BaumF58) others (BaroG55a)	β^- (BaroG55a) Δ -84 (MTW)	B chem, excit (BaroG55a) chem, genet (BaumF58, PierW62) parent Rh ¹⁰⁸ (BaumF58, PierW62, BaroG55a)	β^- 1.3 max γ 0.165 (28%) daughter radiations from Rh ¹⁰⁸	fission (BaroG55a, BaumF58, PierW62)
$^{97}_{45}\text{Rh}$	32 m (BasuB62a, EggD49) 37 m (ChikV62) 35 m (AteA55b)	β^+ (AteA52a, [EC]) Δ -83 (MTW)	A chem, genet (AteA55b) chem, excit (ChikV62) excit, sep isotopes (BasuB62a) parent Ru ⁹⁷ (AteA55b)	β^+ 2.47 max γ Ru X-rays, 0.08, 0.187, 0.255, 0.420, 0.511 (γ^\pm), 0.86, 1.18, 1.57, 1.70, 1.96, 2.16 daughter radiations from Ru ⁹⁷	Ru^{96} (d, n) (AteA55b, AteA52a, ChikV62) Ru^{96} (p, γ) (BasuB62a)
Rh^{97}	1.0 m (BasuB62a)	β^+ ? (BasuB62a)	F sep isotopes (BasuB62a)	γ 0.75	Ru^{96} (p, γ) (BasuB62a)
Rh^{98}	8.7 m (KatsS56a) 9 m (AteA55)	β^+ (AteA52a), [EC] Δ -84.0 (MTW)	B chem, excit (AteA52a, AteA53d, AteA55b) daughter Pd ⁹⁸ (AteA55b, KatsS56a)	β^+ 2.5 max γ [Ru X-rays, 0.511 (γ^\pm)], 0.65 (100%)	daughter Pd ⁹⁸ (AteA55b, KatsS56a)
Rh^{99}	16.1 d (TownCW59) 15.0 d (FarmD55)	β^+ , EC (FarmD55, MatthE65) Δ -85.57 (NDS, MTW)	B chem (FarmD55, HisK56) genet energy levels (TemG56a, MatthE65)	β^+ 1.03 max γ Ru X-rays, 0.090, 0.175, 0.31 (complex), 0.354, 0.444, 0.48 (complex), 0.511 (γ^\pm), 0.529, others to 2.7	Ru^{99} (p, n) (FarmD55, MatthE65)
Rh^{99}	4.7 h (KatsS56a) 4.5 h (ScoC52)	EC 90%, β^+ 10% (KatsS56a) Δ -85.52 (LHP, NDS, MTW)	B chem, excit (EggD49) daughter Pd ⁹⁹ (KatsS56a, AteA55b)	β^+ 0.74 max γ Ru X-rays, 0.34 (70%), 0.511 (20%, γ^\pm), 0.62 (20%), 0.89, 1.26, 1.41	Ru^{99} (p, n) (EggD49, ScoC52) Ru^{98} (d, n) (ScoC52, EggD49)
Rh^{100}	20.8 h (MarqL53a) 19.4 h (LindnM48a) 18 h (AntoN64b) 21 h (SulW51k)	EC 93%, β^+ 7% (KoiM64) Δ -85.58 (MTW)	A chem (SulW51k, LindnM48a) excit, sep isotopes (BasuB62) daughter Pd ¹⁰⁰ (LindnM48a)	β^+ 2.62 max e^- 0.516 γ Ru X-rays, 0.444 (8%), 0.511 (13%, γ^\pm), 0.540 (88%), 0.820 (25%), 1.11 (13%), 1.35 (20%), 1.55 (23%), 1.93 (10%), 2.37 (39%), all γ rays complex	daughter Pd ¹⁰⁰ (LindnM48a, KoiM64) Ru^{100} (p, n) (KoiM64) Ru^{99} (d, n) (SulW51e) Ru^{99} (p, γ) (BasuB62)

Isotope Z A	Half-life	Type of decay ($\alpha, \beta, \gamma, \dots$); % abundance; Mass excess ($\Delta \approx M - A$), MeV ($C^{12} = 0$); Thermal neutron cross section (σ), barns	Class; Identification; Genetic relationships	Major radiations: approximate energies (MeV) and intensities	Principal means of production
$^{45}\text{Rh}^{101}$	3.0 y (HisK65) 5 y (FarmD55) 10 y (PerrN60)	α [EC] (FarmD55) Δ -87.39 (MTW)	B chem (FarmD55) genet energy levels, excit (SharmB60)	γ [Ru X-rays], 0.127 (88%), 0.198 (75%), 0.325 (11%) e^- 0.105, 0.124, 0.176	Ru^{101} (p, n) (SharmB60, FarmD55, PerrN56)
$\text{Rh}^{101\text{m}}$	4.4 d (EvaJS65) 4.7 d (KacS56a) 4.3 d (FarmD55, LindnM48a) 4.5 d (ScoC52) 5.9 d (SulW51j)	α EC 90%, IT 10% (EvaJS65) no β^+ (KacS56a, LindnM48a) Δ -87.24 (LHP, MTW)	A chem, excit (SulW51j) genet energy levels, excit (SharmB60) daughter Pd^{101} (LindnM48a, EvaJS65)	γ Ru X-rays, Rh X-rays, 0.307 (83%), 0.545 (6%) e^- 0.134, 0.154	Ru^{101} (p, n) (ScoC52, FarmD55, SharmB60) Ru^{100} (d, n) (SulW51j, ScoC52)
Rh^{102}	206 d (HisK61) 210 d (MinaO41) 205 d (MGowF61a) others (HoleN47)	α EC, β^+ , β^- ; β^+/β^- 0.75 (HisK61) 0.84 (MarqL54) Δ -86.77 (MTW)	A chem, excit (MinaO41)	β^- 1.15 max β^+ 1.29 max γ Ru X-rays, 0.475 (57%), 0.511 (25%, γ^\pm), 0.628 (4%), 1.103 (3%), 1.37 (0.5%), 1.57 (0.2%)	Ru^{102} (p, n) (FarmD55, HisK61, MGowF61a) Ru^{101} (d, n), Ru^{102} (d, 2n) (BesD55, BornP61, SulW511) Rh^{103} (n, 2n) (MinaO41, HoleN45a)
Rh^{102}	2.9 y (BornP63a) others (MGowF61a, HisK65)	α EC (MGowF61a, BornP63a)	B chem, excit (MGowF61a)	γ Ru X-rays, 0.418 (13%), 0.475 (95%), 0.632 (54%, doublet), 0.698 (41%), 0.768 (30%), 1.05 (41%), 1.11 (22%, doublet)	Ru^{102} (p, n) (MGowF61a) deuterons on Ru (BornP63a)
Rh^{103}		γ 100 (CohAA43) Δ -88.014 (MTW) σ_c 144 (to Rh^{104}) 11 (to $\text{Rh}^{104\text{m}}$) (GoldmDT64)			
$\text{Rh}^{103\text{m}}$	57.5 m (JonG56) 57 m (GleL51e) 56 m (MeiJ50a) 45 m (WieM45b) others (FlaA47a, FlaA44)	α IT (FlaA44, WieM45b) Δ -87.974 (LHP, MTW)	A chem, excit (FlaA44) chem (GleL46a, GleL51e) chem, genet (SulW51f) daughter Ru^{103} (SulW51f) daughter Pd^{103} (MeiJ50a, BrosA46)	γ Rh X-rays, 0.040 (0.4%) e^- 0.017, 0.037	daughter Ru^{103} (SulW51f) daughter Pd^{103} (MeiJ50a)
Rh^{104}	43 s (CsiJ63) 44 s (AmaE35, PonB38a) 42 s (CriE39)	α β^- (PonB38a) EC 0.5% (FrevL65a) no β^+ , $\text{lim } 5 \times 10^{-4}\%$ (LanghH61b) Δ -86.95 (MTW) σ_c 40 (GoldmDT64)	A n-capt (AmaE35) genet (PonB38a) daughter $\text{Rh}^{104\text{m}}$ (PonB38a, FlaA47a)	β^- 2.44 max γ Ru X-rays, 0.56 (2.0%), 1.24 (0.13%)	daughter $\text{Rh}^{104\text{m}}$, Rh^{103} (n, γ) (AmaE35, PoolM37, PoolM38, GrumW46, SerL47b, PonB38a, FlaA47a, HumV51)
$\text{Rh}^{104\text{m}}$	4.41 m (Ellij59) 4.3 m (CsiG63) 4.4 m (CriE39) others (DMatE51, FlaA47a)	α IT 99.4%, β^- 0.18% (WieK63) Δ -86.82 (LHP, MTW) σ_c 800 (GoldmDT64)	A n-capt (AmaE35) parent Rh^{104} (PonB38a, FlaA47a)	γ Rh X-rays, 0.051 (47%), 0.078 (2.5%), 0.097 (2.6%), 0.56 (0.18%), 0.77 (0.24%, doublet) e^- 0.028, 0.054, 0.074 β^- [0.5 max] daughter radiations from Rh^{104}	Rh^{103} (n, γ) (AmaE35, PoolM37, PonB38a, GrumW46, SerL47b, HumV51)
Rh^{105}	35.88 h (BranHW62) 36.2 h (DufR51) 36.5 h (SulW51a) others (BohE45, NisY41, KunD48, MandeC51)	α β^- (NisY41) Δ -87.87 (MTW) σ_c 6,000 (to 30 s Rh^{106}) 15,000 (to 130 m Rh^{106}) (GoldmDT64)	A chem, genet (NisY41, SulW51a) daughter $\text{Rh}^{105\text{m}}$ (DufR51) descendant Ru^{105} (NisY41, BohE45, SleN51, SulW51a) descendant Tc^{105} , descendant Mo^{105} (KieP62a)	β^- 0.568 max γ 0.306 (5%), 0.319 (19%)	Ru^{104} (n, γ) Ru^{105} (β^-) (SulW51a)
$\text{Rh}^{105\text{m}}$	45 s (DufR51)	α IT (DufR51) Δ -87.74 (LHP, MTW)	A chem, genet (DufR51) daughter Ru^{105} , parent Rh^{105} (DufR51) daughter Ru^{105} (25%) (BranHW62); (27%) (NeesJ65)	γ Rh X-rays, 0.129 e^- 0.106, 0.126	daughter Ru^{105} (DufR51)
Rh^{106}	30 s (GleL51e) 40 s (SeeW46)	α β^- (GleL51e) Δ -86.37 (MTW)	A chem, genet (GleL46a, GleL51e) daughter Ru^{106} (SeeW46, GrumW46, GleL51e)	β^- 3.54 max γ 0.512 (21%), 0.622 (11%, doublet), 1.05 (1.5%, doublet), 1.13 (0.5%, doublet), 1.55 (0.2%)	daughter Ru^{106} (SeeW46, GrumW46, GleL51e)

Isotope Z A	Half-life	Type of decay ($\alpha, \beta, \gamma, \dots$); % abundance; Mass excess ($\Delta \equiv M - A$), MeV ($C^{12}=0$); Thermal neutron cross section (σ), barns	Class; Identification; Genetic relationships	Major radiations: approximate energies (MeV) and intensities	Principal means of production
$^{106}_{45}\text{Rh}$	130 m (MayS58) 133 m (SegO60a) others (BaroG55, NerW55)	β^- (BaroG55) Δ -86.3 (SegO60a, MTW)	A chem, excit (BaroG55, NerW55) genet energy levels (MayS58, SegO60a) not daughter Ru ¹⁰⁶ (BaroG55)	β^- 1.62 max (10%), 1.1 max γ 0.220 (18%, complex), 0.406 (18%), 0.451 (35%), 0.512 (88%), 0.616 (29%), 0.735 (41%), 0.82 (35%), 1.046 (25%), 1.128 (12%), 1.223 (17%), 1.56 (18%)	Pd ¹⁰⁸ (d, a) (BaroG55, MayS58, SegO60a) Ag ¹⁰⁹ (n, a) (MayS58)
Rh^{107}	21.7 m (PierW62) 24 m (BornH43b) 25 m (NerW55) 23.0 m (MallC56, BaroG55a) others (GleL51f)	β^- (BornH43b) Δ -86.86 (MTW)	A chem (BornH43b) chem, sep isotopes, excit (PierW62) daughter Ru ¹⁰⁷ (PierW62, BornH43b, GleL51f, BaroG55a) descendant Tc ¹⁰⁷ (VBaeA65)	β^- 1.20 max γ 0.305 (73%), 0.390 (11%), 0.68 (3%)	Ru ¹⁰⁴ (a, p) (PierW46) fission (BornH43a, GleL51f, PierW62)
Rh^{108}	16.8 s (PierW62) 17.5 s (BaumF58) 18 s (BaroG55a)	β^- (BaroG55a) Δ -85 (MTW)	B chem (BaroG55a) chem, genet energy levels (PierW62) daughter Ru ¹⁰⁸ (BaumF58, PierW62, BaroG55a)	β^- 4.5 max γ 0.434 (43%), 0.51 (10%, complex), 0.62 (22%)	fission, daughter Ru ¹⁰⁸ (BaroG55a, BaumF58, PierW62)
Rh^{109}	<1 h (SeiJ51)	β^- (SeiJ51) Δ -85 (MTW)	F genet (SeiJ51) [parent Pd ¹⁰⁹] (SeiJ51)		fission (SeiJ51)
Rh^{110}	5 s (KarrM63a)	β^- (KarrM63a) Δ -83 (MTW)	C sep isotopes, genet energy levels (KarrM63a)	β^- 5.5 max γ 0.374	Pd ¹¹⁰ (n, p) (KarrM63a)
$^{98}_{46}\text{Pd}$	17.5 m genet (KatsS56a) 17 m genet (AteA53b)	β^- [EC] (AteA53d)	B chem, genet (AteA53d, AteA55b) parent Rh ⁹⁸ (KatsS56a, AteA53d)	γ [Rh X-rays], 0.132 (?) daughter radiations from Rh ⁹⁸	Ru ⁹⁶ (a, 2n) (AteA55b, KatsS56a)
Pd^{99}	22 m (KatsS56a) 24 m (AteA55b)	β^+ (KatsS56a), [EC] Δ -81.7 (MTW)	B chem, excit (AteA55b, KatsS56a) parent 4.7 h Rh ⁹⁹ (KatsS56a, AteA55b)	β^+ 2.0 max γ Rh X-rays, 0.140, 0.275, 0.420, 0.511 (γ^+), 0.67 daughter radiations from 4.7 h Rh ⁹⁹	Ru ⁹⁶ (a, n) (KatsS56a)
Pd^{100}	4.0 d (LindnM48a) 4.1 d (KurcB55) 3.7 d (AntoN64a)	β^- EC, no β^+ (LindnM48a) Δ -85 (MTW)	A chem, excit, genet (LindnM48a) parent Rh ¹⁰⁰ (LindnM48a)	γ Rh X-rays, 0.074 (34%), 0.084 (49%), 0.126 (16%), 0.159 (4%) e^- 0.010, 0.019, 0.052, 0.061, 0.071, 0.081 daughter radiations from Rh ¹⁰⁰	Rh ¹⁰³ (p, 4n) (KoiM64, EvaJS65a) Rh ¹⁰³ (d, 5n) (LindnM48a)
Pd^{101}	8.4 h (EvaJS65) 8.5 h (KatsS56a) others (LindnM50a)	β^- EC 97.5%, β^+ 2.5% (EvaJS65) others (KatsS56a) Δ -85.40 (EvaJS65)	A chem, genet (LindnM48a, EvaJS65) parent Rh ^{101m} (LindnM48a, EvaJS65)	γ Rh X-rays, 0.270 (8%), 0.296 (30%), 0.511 (5%, γ^+), 0.566 (7%), 0.590 (24%), 0.723 (5%), 0.993 (1.7%), 1.20 (3.3%, complex), 1.30 (3.3%, doublet) β^+ 0.78 max e^- 0.021 daughter radiations from Rh ^{101m}	Rh ¹⁰³ (p, 3n) (EvaJ65) Ru ⁹⁹ (a, 2n) (KatsS56a)
Pd^{102}		% 0.96 (SitJ53) 0.8 (SamM36a) Δ -87.92 (MTW) σ_c 4.8 (GoldmDT64)			
Pd^{103}	17.0 d (MatthD47, BrosA46, MeiW53) 17.5 d (RieL54)	β^- EC (BrosA46) Δ -87.46 (MTW)	A chem, genet (BrosA46) chem, excit (MatthD47) parent Rh ^{103m} (BrosA46, MeiW50a) daughter Ag ¹⁰³ (HaldB54)	γ Rh X-rays, 0.297 (0.011%), 0.362 (0.06%), 0.498 (0.011%) daughter radiations from Rh ^{103m}	Pd ¹⁰² (n, γ) (BrosA46) Rh ¹⁰³ (d, 2n) (MatthD47, LindnM48a) Rh ¹⁰³ (p, n) (MatthD47)
Pd^{104}		% 10.97 (SitJ53) 9.3 (SamM36a) Δ -89.41 (MTW)			
Pd^{105}		% 22.2 (SitJ53) 22.6 (SamM36a) Δ -88.43 (MTW)			

Isotope Z A	Half-life	Type of decay (α , β); % abundance; Mass excess (Δ in MeV ($C^{12}=0$); Thermal neutron cross section (σ), barns	Class; Identification; Genetic relationships	Major radiations: approximate energies (MeV) and intensities	Principal means of production
$^{106}_{46}\text{Pd}$		% 27.3 (SitJ53) 27.2 (SamM36a) Δ -89.91 (MTW) σ_c 0.29 (GoldmDT64)			
Pd^{107}	$\approx 7 \times 10^6$ y sp act (ParkG49)	β^- (ParkG49) Δ -88.368 (MTW)	B chem (ParkG49)	β 0.04 max γ no γ	fission (ParkG49)
Pd^{107m}	21.3 s (StriT57a) 23 s (SchinU58, FlaA52a)	β^- IT (FlaA52a) Δ -88.16 (LHP, MTW)	A excit (FlaA52a) n-capt, sep isotopes (SchinU58, WeirW64) genet energy levels (CujB63)	γ Pd X-rays, 0.21 e^- 0.19, 0.21	Pd^{106} (n, γ), Pd^{108} (n, 2n) (SchinU58, WeirW64)
Pd^{108}		% 26.7 (SitJ53) 26.8 (SamM36a) Δ -89.52 (MTW) σ_c 12 (to Pd^{109}) 0.2 (to Pd^{109m}) (GoldmDT64)			
Pd^{109}	13.47 h (BranHW62) 13.6 h (MeiW53, BonaG64) 13.1 h (WafH48) 14.1 h (MacD48) others (KraJD37, SeiJ51, KondE52, DzaB57)	β^- (KraJD37) Δ -87.60 (MTW)	A n-capt (AmaE35) chem, excit (KraJD37) chem, mass spect (RalW46, BergI49) parent Ag^{109m} (SegE41, SiegK49a, SeiJ51) [daughter Rh^{109}] (SeiJ51)	β^- 1.028 max e^- 0.062 (with Ag^{109m}), 0.084 (with Ag^{109m}) γ Ag X-rays, 0.088 (5%, with Ag^{109m}), 0.129 (0.013%), 0.31 (0.010%, doublet), 0.41 (0.010%, doublet), 0.60 (0.03%), 0.64 (0.010%)	Pd^{108} (n, γ) (AmaE35, KraJD37, SerL47b, OrsA49, HumV51)
Pd^{109m}	4.69 m (StarJ59) 4.75 m (StriT57a) others (FlaA52a, MangS62, OkaM61)	IT (KahJ51, FlaA52a) Δ -87.41 (LHP, MTW)	A n-capt (KahJ51) excit, cross bomb, n-capt (FlaA52a) n-capt, sep isotopes, excit (SchinU58) genet energy levels (CujB63)	γ Pd X-rays, 0.188 (58%) e^- 0.164, 0.185	Pd^{108} (n, γ) (FlaA52a, SchinU58)
Pd^{110}		% 11.8 (SitJ53) 13.5 (SamM36a) Δ -88.34 (MTW) σ_c 0.2 (to Pd^{111}) 0.04 (to Pd^{111m}) (GoldmDT64)			
Pd^{111}	22 m (DzaB57, MGinC52) others (SegE41)	β^- (KraJD37) Δ -86.0 (MTW)	A n-capt (AmaE35) chem, genet (SegE41) parent Ag^{111} (KraJD37, SegE41, JohaS50) parent Ag^{111m} (SchinU57)	β^- 2.2 max γ 0.38 (\uparrow 5), 0.60 (\uparrow 13, doublet), 0.81 (\uparrow 1), 1.4 (\uparrow 8, doublet) daughter radiations from Ag^{111m}	Pd^{110} (n, γ), daughter Pd^{111m} (AmaE35, KraJD37, SerL47b)
Pd^{111m}	5.5 h (MGinC52, DzaB57)	IT 75%, β^- 25% (MGinC52) Δ -85.8 (LHP, MTW)	A chem, genet (MGinC52, DzaB57) parent Ag^{111} (MGinC52, DzaB57)	β^- 2.0 max e^- 0.148, 0.169 γ Pd X-rays, 0.17 daughter radiations from Pd^{111} , Ag^{111m} , Ag^{111}	Pd^{110} (n, γ) (DzaB57, Praw60) Pd^{110} (d, p) (MGinC52, EccS62)
Pd^{112}	21.0 h (GirR59k) 21 h (SeiJ51)	β^- (NisY40b) Δ -86.27 (MTW)	A chem, genet (NisY40b, SegE41) parent Ag^{112} (NisY40b, NisY40, SegE41, SeiJ51)	β^- 0.28 max e^- [0.016] γ [Pd L X-rays], 0.019 (20%) daughter radiations from Ag^{112}	fission (SegE41, TurA51a, KatcS48, NisY40b, NisY40, SeiJ51, GoerR49, NewA49)
Pd^{113}	1.4 m (AlexJ58) 1.5 m (HicH54, PouA60)	$[\beta^-]$ (HicH54)	A chem, genet (HicH54, AlexJ58) parent 5.3 h Ag^{113} (HicH54, AlexJ58) parent 1.2 m Ag^{113} (AlexJ58)	γ no γ daughter radiations from 5.3 h Ag^{113} and 1.2 m Ag^{113}	fission (AlexJ58, HicH54) Cd^{116} (n, α) (PouA60)
Pd^{114}	2.4 m (AlexJ58)	$[\beta^-]$ (AlexJ58)	D chem, genet (AlexJ58) parent 5 s Ag^{114} (AlexJ58) not parent 2 m Ag^{114} (AlexJ58)	γ no γ	fission (AlexJ58)

Isotope Z A	Half-life	Type of decay (α, β, γ); % abundance; Mass excess ($\Delta = M - A$), MeV ($C^{12} = 0$); Thermal neutron cross section (σ), barns	Class; Identification; Genetic relationships	Major radiations: approximate energies (MeV) and intensities	Principal means of production
$^{46}\text{Pd}^{115}$	45 s genet (AlexJ58)	α [β^-] (AlexJ58)	B chem, genet (AlexJ58) parent 20 m Ag^{115} , parent 20 s Ag^{115} (AlexJ58)		fission (AlexJ58)
$^{47}\text{Ag}^{102}$	15 m (AmeO60) 16 m (EnnT39)	α [EC, β^+] (EnnT39, AmeO60) Δ -83 (MTW)	C excit (EnnT39) excit, sep isotopes (AmeO60)		Pd^{102} (p, n) (AmeO60, EnnT39)
Ag^{103}	66 m (PatA62b, HaldB54, BendW53) 69 m (PreiI60a) 59 m (JohnFA55)	α β^+ , EC (HaldB54) EC(K) \approx 70% (KuzM57) Δ -84.9 (MTW)	A chem (BendW53) chem, genet (HaldB54) chem, excit (GirR59e) excit, sep isotopes (AmeO60, PatA62b) parent Pd^{103} (HaldB54) daughter Cd^{103} (PreiI60a)	β^+ 1.6 max γ Pd X-rays, 0.12 (\uparrow 26, doublet), 0.15 (\uparrow 23), 0.24 (\uparrow 10), 0.27 (\uparrow 34), 0.511 (\uparrow 100, γ^{\pm}), 1.01 (\uparrow 10, complex), 1.16 (\uparrow 9), 1.28 (\uparrow 13) daughter radiations from Pd^{103}	Rh^{103} (a, 4n) (GirR59e) Pd^{104} (p, 2n) (AmeO60) Pd^{102} (d, n) (BendW53) Pd^{102} (p, γ) (PatA62b)
$\text{Ag}^{103\text{m}}$	5.7 s (WhiW62)	α IT (WhiW62) Δ -84.7 (LHP, MTW)	C excit (WhiW62)	γ Ag X-rays, 0.138 e [0.113, 0.135]	Pd^{104} (p, 2n) (WhiW62)
Ag^{104}	66 m (NutH60) 70 m (GirR59e) 69 m (AmeO60) others (EnnT39)	α β^+ , EC (LindnM50a) Δ -85.14 (MTW)	A excit (EnnT39) chem, excit (GirR59e) sep isotopes, excit (AmeO60)	β^+ 0.99 max e 0.532, 0.743 γ Pd X-rays, 0.511 (γ^{\pm}), 0.556 (84%), 0.764 (48%), 0.854 (30%), 1.34 (8%), 1.53 (7%), 1.62 (8%), 1.81 (7%)	Rh^{103} (a, 3n) (GirR59e, NutH60, EwbW59)
$\text{Ag}^{104\text{m}}$	29.8 m (NutH60) 27 m (GirR59e, AmeO60, JohnFA55)	α β^+ , EC (JohnFA55, GirR59e) IT 20-40% (AmeO60) Δ -85.12 (LHP, MTW)	A chem (JohnFA55) excit (GirR59e) excit, sep isotopes (AmeO61) daughter Cd^{104} (JohnFA55, PreiI60a)	β^+ 2.70 max e 0.532 γ Pd X-rays, 0.511 (120%, γ^{\pm}), 0.556 (100%) daughter radiations from Ag^{104}	Rh^{103} (a, 3n) (GirR59e, NutH60, EwbW59) daughter Cd^{104} (JohnFA55, PreiI60a)
Ag^{105}	40 d (GumJ50) others (EnnT39)	α EC, no β^+ (GumJ50) Δ -87 (MTW)	A excit (EnnT39) chem, excit (BradH47a)	γ Pd X-rays, 0.064 (10%), 0.280 (32%), 0.344 (42%, complex), 0.443 (10%), 0.62-0.68 (12%, complex), 1.088 (2%) e 0.040, 0.060, 0.256, 0.320	Rh^{103} (a, 2n) (BradH47a, GumJ50, MeiJ50b) protons, deuterons on Pd (EnnT39, GumJ50, MeiJ50b, SutT61a, BoeR58, EwbW63)
Ag^{106}	23.96 m (EbrT65) 24.3 m (MocD48) 24.0 m (BendW51, BendW53) others (PoolM38, ForS52, DubL38, EnnT39)	α β^+ (KraJD37) β^+ , EC, β^- (?) \approx 1% (BendW53) Δ -86.94 (MTW)	A chem, excit (BotW37, HeyF37) chem, excit, cross bomb (KraJD37, PoolM38)	β^+ 1.96 max γ Pd X-rays, 0.511 (140%, 0.512 $\gamma + \gamma^{\pm}$)	Rh^{103} (a, n) (PoolM38, BradH47a)
$\text{Ag}^{106\text{m}}$	8.5 d (SmiW61b) 8.2 d (PoolM38) 8.4 d (RobiR60)	α EC (HurL44) no β^+ , lim 0.1% (BendW53) Δ -86.6 (LHP, MTW)	A chem, excit, cross bomb (KraJD37, PoolM38)	γ Pd X-rays, 0.221 (9%), 0.451 (9%), 0.512 (86%), 0.616 (23%), 0.717 (31%, complex), 0.748 (13%), 0.80 (41%, complex), 1.046 (29%), 1.128 (9%), 1.199 (9%), 1.528 (15%), 1.58 (8%), 1.83 (3%) e 0.197, 0.382, 0.405, 0.426, 0.487, 0.508, 0.592, 0.693	Rh^{103} (a, n) (PoolM38, BradH47a, MeiJ50b, SmiW61b)
Ag^{107}		% 51.35 (WhiJ48) Δ -88.403 (MTW) σ_c 35 (to Ag^{108}) (GoldmDT64)			
$\text{Ag}^{107\text{m}}$	44.3 s (BradH47a, BradH45b) others (WoliEJ51, AlvL40a)	α IT (AlvL40a) Δ -88.310 (LHP, MTW)	A chem, genet (AlvL40a, HelmhA41b) daughter Cd^{107} (AlvL40a, HelmhA41b, BradH45a, HelmhA46, BradH47a)	γ Ag X-rays, 0.094 (5%) e 0.068, 0.090	daughter Cd^{107} (AlvL40a, HelmhA41b, BradH45a, HelmhA46, BradH47a)
Ag^{108}	2.42 m (WahM60) 2.41 m (EbrT65) others (SehM57, AmaE35, PerlmM48, MocD48, BotW39, FlaA44)	α β^- 97.5%, EC 2.2%, β^+ 0.28% (FrevL65, FrevL62) β^- 95.7%, EC 3.9%, β^+ 0.36% (WahM60) Δ -87.61 (MTW)	A chem, n-capt (AmaE35) excit, cross bomb (PoolM38) daughter $\text{Ag}^{108\text{m}}$ (WahM60)	β^- 1.64 ma β^+ 0.90 max γ Pd X-rays, 0.434 (0.45%), 0.511 (0.56%, γ^{\pm}), 0.615 (0.18%), 0.632 (1.7%)	daughter $\text{Ag}^{108\text{m}}$ (WahM60) Ag^{107} (n, γ) (FlaA44b, AmaE35, FlaA44, SerL47b)

Isotope Z A	Half-life	Type of decay (α , β); % abundance; Mass excess (Δ = M - A), MeV ($C^{12}=0$); Thermal neutron cross section (σ), barns	Class; Identification; Genetic relationships	Major radiations: approximate energies (MeV) and intensities	Principal means of production
$^{108m}_{47}\text{Ag}$	>5 y (WahM60)	α EC 90%, IT 10% (WahM60) Δ -87.50 (LHP, MTW)	A chem, n-capt, genet (WahM60) parent Ag^{108} (WahM60)	γ Pd X-rays, Ag X-rays, 0.080 (5%), 0.434 (89%), 0.614 (90%), 0.722 (90%) e^- 0.027 daughter radiations from Ag^{108}	$\text{Ag}^{107}(n, \gamma)$ (WahM60)
Ag^{109}		% 48.65 (WhiJ48) Δ -88.717 (MTW) σ_c 89 (to Ag^{110}) 3 (to Ag^{110m}) (GoldmDT64)			
Ag^{109m}	39.2 s (BradH46, BradH47a) 40 s (WoliEJ51, WieM45, SchinU57)	α IT (HelmhA41b) Δ -88.630 (LHP, MTW)	A chem, genet (HelmhA41b) daughter Pd^{109} (SegE41, SiegK49a, SeiJ51) daughter Cd^{109} (HelmhA41b), BradH46, HelmhA46, BradH45a)	γ Ag X-rays, 0.088 (5%) e^- 0.062, 0.084	daughter Cd^{109} (HelmhA41b, BradH46, HelmhA46) daughter Pd^{109} (SegE41, SiegK49a, SeiJ51)
Ag^{110}	24.4 s (MalmS62) 24.5 s (HirzO46) others (SehM57, BolF54, ThieP62, AmaE35, PoolM38, FlaA44, GaeE36, SerL47b, HirzO47a)	α β^- (PoolM38) EC 0.3% (FrevL65) no β^+ , lim $10^{-3}\%$ (BereD62b) $\beta^+ \approx 6 \times 10^{-4}\%$ (BadN62) Δ -87.47 (MTW)	A n-capt (AmaE35) sep isotopes, n-capt (FlaA44b) chem, genet (MiskJ50) daughter Ag^{110m} (MiskJ50)	β^- 2.87 max γ 0.658 (4.5%)	daughter Ag^{110m} (MiskJ50) $\text{Ag}^{109}(n, \gamma)$ (AmaE35, GaeE36, FlaA44, SerL47b, FrevL63)
Ag^{110m}	255 d (EasH60) 253 d (GeiKW57, ThirH57) 249 d (NilR62) others (CaliJ59, SchinJ64, GumJ50, ColoJ64, CorkJ50h, LivJ38c, CorkJ48b)	α β^- 98.7%, IT 1.3% (calc from SutT63, NewW64, GeiJ65 by LHP) Δ -87.35 (LHP, MTW) σ_c 80 (GoldmDT64)	A chem, n-capt (RedH38) resonance neutron activation (Goldm46) chem, mass spect (BergI49) parent Ag^{110} (MiskJ50)	β^- 1.5 max (0.6%), 0.53 max (31%), 0.087 max e^- 0.090, 0.113 γ 0.658 (96%), 0.68 (16%, doublet), 0.706 (19%), 0.764 (23%), 0.818 (8%), 0.885 (71%), 0.937 (32%), 1.384 (21%), 1.505 (11%) daughter radiations from Ag^{110}	$\text{Ag}^{109}(n, \gamma)$ (RedH38, LivJ38c, AlexK38, MitA38, SerL47b)
Ag^{111}	7.5 d (JohaS50, KraJD37, PoolM38, StorA50) 7.6 d (SteinE51b) 7.3 d (DzaB57) others (KunD47, HirzO47a, DufR49, LindnM50a, GoeR49, DConP48, NisY40b, TurA51a, FinB51c)	α β^- (KraJD37) Δ -88.20 (MTW)	A chem, excit (KraJD37) chem, excit, cross bomb (PoolM38) daughter Pd^{111} (KraJD37, SegE41, JohaS50) daughter Pd^{111m} (MGinC52, DzaB57)	β^- 1.05 max average β^- energy: 0.38 ion ch (BrabJ53) γ 0.247 (1%), 0.342 (6%)	$\text{Pd}^{110}(n, \gamma)\text{Pd}^{111} +$ $\text{Pd}^{111m}(\beta^-)$ (KraJD37) $\text{Pd}^{110}(d, n)$ (KraJD37, PoolM38, ZimK49)
Ag^{111m}	74 s (SchinU57)	α IT, no β^- , lim 1% (SchinU57) Δ -88.13 (LHP, MTW)	B chem, genet (SchinU57) daughter Pd^{111} (SchinU57)	γ [Ag X-rays], 0.065 e^- [0.040, 0.062]	daughter Pd^{111} (SchinU57)
Ag^{112}	3.14 h (InoH62) 3.2 h (PoolM38, HirzO47a)	α β^- (PoolM38a) Δ -86.57 (MTW)	A chem, excit, cross bomb (PoolM38) daughter Pd^{112} (NisY40b, NisY40, SegE41, SeiJ51)	β^- 3.94 max γ 0.617 (41%), 1.40 (5%), 1.63 (3%), 2.11 (3%), 2.55 (2%), many others between 0.3 and 3.3	daughter Pd^{112} (NisY40b, NisY40, SegE41, SeiJ51) $\text{In}^{115}(n, \alpha)$ (PoolM38) $\text{Cd}^{114}(d, \alpha)$ (InoH62)
Ag^{113}	5.3 h (AlexJ58, TurA47, DufR49, VasiI58)	α β^- (TurA47) Δ -87.04 (MTW)	A chem (TurA47) chem, sep isotopes, excit (DufR49) daughter Pd^{113} (HicH54, AlexJ58)	β^- 2.0 max γ 0.12 (\uparrow 10), 0.30 (\uparrow 100), 0.58 (\uparrow 5), 0.67 (\uparrow 17), 0.88 (\uparrow 4), 0.98 (\uparrow 5), 1.18 (\uparrow 4)	fission (TurA47, FolR51) $\text{Cd}^{114}(\gamma, p)$ (DufR49)
Ag^{113}	1.2 m (AlexJ58)	α β^- (AlexJ58)	B chem, genet (AlexJ58) daughter Pd^{113} (AlexJ58)	β^- <2.0 max γ 0.14, 0.30, 0.39, 0.56, 0.70	fission (AlexJ58)
Ag^{114}	4.5 s (PouA60) 5s (AlexJ58)	α β^- (AlexJ58) Δ -85.4 (MTW)	C chem, genet (AlexJ58) daughter Pd^{114} (AlexJ58)	β^- 4.6 max γ 0.57	fission, daughter Pd^{114} (AlexJ58) $\text{Cd}^{114}(n, p)$ (PouA60)
Ag^{114}	2 m (DufR49) 3 m (SeeW47)	α β^- (DufR49)	E chem (TurA47, SeeW47) chem, excit, sep isotopes (DufR49) not daughter Pd^{114} (AlexJ58)	β^- hard β^-	$\text{Cd}^{114}(n, p)$ (DufR49) fission (TurA47, SeeW47) not observed in $\text{Cd}^{114}(n, p)$ (AlexJ58)

Isotope Z A	Half-life	Type of decay ($\alpha, \beta, \gamma, \dots$); % abundance; Mass excess ($\Delta = M - A$), MeV ($C^{12} = 0$); Thermal neutron cross section (σ), barns	Class; Identification; Genetic relationships	Major radiations: approximate energies (MeV) and intensities	Principal means of production
$^{115}_{47}\text{Ag}$	20.0 m (BahE64) 21.1 m (AlexJ58) others (DufR49, SeeW47, WahA52)	α β^- (TurA47) Δ -84.8 (MTW)	A chem (TurA47, SeeW47) chem, excit, sep isotopes (DufR49) parent Cd^{115} (91%), parent $\text{Cd}^{115\text{m}}$ (9%) (WahA52) parent Cd^{115} (92%), parent $\text{Cd}^{115\text{m}}$ (8%) (HicH55) daughter Pd^{115} (AlexJ58)	β^- 3.2 max γ 0.14 (12%, complex), 0.22 (49%, complex), 0.28 (13%), 0.36 (11%), 0.42 (7%), 0.47 (10%), 0.64 (4%, complex), 1.48 (11%), 1.66 (8%), 1.89 (10%, complex), 2.12 (13%)	fission (TurA47, SeeW47, BahE64, AlexJ58) Cd^{116} (γ, p) (DufR49)
$^{115}_{47}\text{Ag}$	≈ 20 s (AlexJ58)	α [β^-] (AlexJ58)	B chem, genet (AlexJ58) daughter Pd^{115} , parent Cd^{115} (AlexJ58)		fission (AlexJ58)
$^{116}_{47}\text{Ag}$	2.5 m (AlexJ58)	α β^- (AlexJ58) Δ -83 (MTW)	D chem (AlexJ58)	β^- 5.0 max γ 0.52, 0.70	fission (AlexJ58)
$^{117}_{47}\text{Ag}$	1.1 m (AlexJ58)	α [β^-] (AlexJ58)	B chem, genet (AlexJ58) parent Cd^{117} and/or $\text{Cd}^{117\text{m}}$ (AlexJ58)		fission (AlexJ58)
$^{103}_{48}\text{Cd}$	10 m (PreiI60a)	α β^+ , [EC] (PreiI60a)	A chem, genet (PreiI60a) parent Ag^{103} (PreiI60a)	γ Ag X-rays, 0.22, 0.511 (γ^\pm), 0.63, 0.85 daughter radiations from Ag^{103}	O^{16} on Mo (PreiI60a)
$^{104}_{48}\text{Cd}$	57 m (PreiI60a) 54 m (KurcB55) 59 m (JohnFA55)	α EC, no β^+ (JohnFA55) Δ -84 (MTW)	A chem, genet, excit (JohnFA55) parent $\text{Ag}^{104\text{m}}$ (JohnFA55, PreiI60a)	γ Ag X-rays, 0.084 e^- 0.041, 0.058, 0.080 daughter radiations from $\text{Ag}^{104\text{m}}$ Ag^{104}	Ag^{107} (p, 4n) (JohnFA55) O^{16} on Mo (PreiI60a)
$^{105}_{48}\text{Cd}$	55 m (JohnFA53) 57 m (GumJ50)	α EC, β^+ (GumJ50) Δ -84 (MTW)	B cross bomb (GumJ50) chem, excit (JohnFA53)	β^+ 1.69 max e^- 0.282, 0.295, 0.321, 0.408, others γ [Ag X-rays, 0.308, 0.320, 0.347, 0.433, 0.511 (γ^\pm), others to 2.3] daughter radiations from Ag^{105}	Pd^{102} (a, n) (GumJ50) Ag^{107} (p, 3n) (JohnFA53)
$^{106}_{48}\text{Cd}$		% 1.22 (LeiW48) Δ -87.128 (MTW) σ_c 1 (GoldmDT64)			
$^{107}_{48}\text{Cd}$	6.49 h (LarN62) 6.7 h (DelL39, HelmhA41b) 6.4 h (ValleG39)	α EC 99+%, β^+ 0.28% (LarN62) Δ -86.99 (MTW)	A chem (DelL39) chem, n-capt, sep isotopes (HelmhA46) parent $\text{Ag}^{107\text{m}}$ (AlvL40a, HelmhA41b, BradH45a, HelmhA46, BradH47a)	β^+ 0.302 max γ Ag X-rays, 0.511 (0.56%, γ^\pm), 0.796 (0.08%), 0.829 (0.21%) daughter radiations from $\text{Ag}^{107\text{m}}$	Cd^{106} (n, γ) (HelmhA46) Ag^{107} (d, 2n) (AlvL40a, KriR39, KriR40a, HelmhA41b) Ag^{107} (p, n) (DelL39, ValleG39)
$^{108}_{48}\text{Cd}$		% 0.88 (LeiW48) Δ -89.248 (MTW) σ_c 3 (GoldmDT64)			
$^{109}_{48}\text{Cd}$	453 d (LeuH65) 470 d (GumJ50) others (MangS62, BradH46)	α EC (HelmhA41b) no β^+ (DreB51) Δ -88.55 (MolR65, MTW)	A chem (KriR40a) chem, n-capt, sep isotopes (HelmhA46) parent $\text{Ag}^{109\text{m}}$ (HelmhA41b, BradH45a, HelmhA46, BradH46)	γ Ag X-rays, 0.088 (with $\text{Ag}^{109\text{m}}$), e^- 0.062 (with $\text{Ag}^{109\text{m}}$), 0.084 (with $\text{Ag}^{109\text{m}}$)	Cd^{108} (n, γ) (HelmhA46, CorkJ50g) Ag^{109} (d, 2n) (KriR40a, HelmhA41b, GumJ50)
$^{110}_{48}\text{Cd}$		% 12.39 (LeiW48) Δ -90.342 (MTW) σ_c 0.1 (to $\text{Cd}^{111\text{m}}$) (GoldmDT64)			
$^{111}_{48}\text{Cd}$		% 12.75 (LeiW48) Δ -89.246 (MTW)			
$^{111\text{m}}_{48}\text{Cd}$	48.6 m (MGinC51) 48.7 m (WieM45)	α IT (FelJ41, WieM45) Δ -88.850 (LHP, MTW)	A chem (DodM38) chem, sep isotopes, n-capt (GoldhM48a) daughter In^{111} (0.01%) (MGinC51a)	γ Cd X-rays, 0.150 (30%), 0.247 (94%) e^- 0.123, 0.146	Cd^{110} (n, γ) (GoldhM48a, DodM38, HoleN48b) daughter In^{111} (MGinC51a)

Isotope Z A	Half-life	Type of decay ($\alpha, \beta, \gamma, \dots$); % abundance; Mass excess ($\Delta = M - A$), MeV ($C^{12}=0$); Thermal neutron cross section (σ), barns	Class; Identification; Genetic relationships	Major radiations: approximate energies (MeV) and intensities	Principal means of production
$^{112}_{48}\text{Cd}$		α 24.07 (Le1W48) Δ -90.575 (MTW) σ_c 0.03 (to $\text{Cd}^{113\text{m}}$) (GoldmDT64)			
$^{113}_{48}\text{Cd}$	$t_{1/2} > 1.3 \times 10^{15}$ y sp act (WatD62a)	% 12.26 (Le1W48) Δ -89.041 (MTW) σ_c 20,000 (GoldmDT64)			
$^{113}_{48}\text{Cd}$	13.6 y (FlyK65a) 14 y (WahA59) 5 y (CarsW50)	β^- (CarsW50) IT weak (DMatE56) Δ -88.77 (LHP, MTW)	A chem, excit, sep isotopes (CarsW50)	β^- 0.58 max γ [Cd X-rays], 0.265 ($\approx 0.1\%$)	$\text{Cd}^{112}(\text{n}, \gamma) + \text{Cd}^{113}(\text{n}, \text{n}')(CarsW50)fission (WahA52,WahA59)$
$^{114}_{48}\text{Cd}$		% 28.86 (Le1W48) Δ -90.018 (MTW) σ_c 1.1 (to Cd^{115}) 0.14 (to $\text{Cd}^{115\text{m}}$) (GoldmDT64)			
$^{115}_{48}\text{Cd}$	53.5 h (WyaE61) 53 h (WahA52, VasiI58) 54 h (CorkJ50g, BedaA64) others (LawJL40, MetR51a)	β^- (CorkJ37) Δ -88.09 (MTW)	A chem (CorkJ37) chem, genet (GoldhM38) chem, sep isotopes, n-capt (CorkJ50g) parent $\text{In}^{115\text{m}}$ (GoldhM38, CorkJ39, NisY40, MetR51a, WahA52, LangeL52a) daughter 20 m Ag^{115} (91%) (WahA52) daughter 20 m Ag^{115} (92%) (HicH55) daughter ≈ 20 s Ag^{115} (AlexJ58)	β^- 1.11 max γ In X-rays, 0.230 (0.6%), 0.262 (2%), 0.49 (10%), 0.53 (26%) daughter radiations from $\text{In}^{115\text{m}}$	$\text{Cd}^{114}(\text{n}, \gamma)$ (GoldhM38, MitA37, SerL47b)
$^{115}_{48}\text{Cd}$	43 d (SerL47, CorkJ50g) 44 d (GleL51g, WahA59)	β^- (CorkJ39) Δ -87.91 (LHP, MTW)	A chem, excit (SerL47) chem, sep isotopes, n-capt (CorkJ50g) daughter 20 m Ag^{115} (9%) (WahA52) daughter 20 m Ag^{115} (8%) (HicH55)	β^- 1.62 max γ 0.485 (0.31%), 0.935 (1.9%), 1.29 (0.9%)	$\text{Cd}^{114}(\text{n}, \gamma)$ (SerL47b, SerL47, CorkJ50g)
$^{116}_{48}\text{Cd}$	$t_{1/2}(\beta\beta) > 10^{17}$ y sp act (WintR55)	% 7.58 (Le1W48) Δ -88.712 (MTW) σ_c 1.4 (to Cd^{117}) (GoldmDT64) 0.7 (to $\text{Cd}^{117\text{m}}$) (TanC66a, GoldmDT64)			
$^{117}_{48}\text{Cd}$	2.4 h (TanC66) ≈ 3 h (SharmR64, MancR65) others (CoryC53, AteA52, LawJL40, MetR51b)	β^- (SharmR64) Δ -86.41 (MTW)	A chem, genet, n-capt (SharmR64, TanC66) parent $\text{In}^{117\text{m}}$ (93%), parent In^{117} (7%) (TanC66) not daughter $\text{Cd}^{117\text{m}}$ (SharmR64) others (CorkJ39, GoldhM38, LawJL40, MetR51b, MGinC55)	β^- 2.23 max e^- 0.286 (with $\text{In}^{117\text{m}}$) γ In X-rays (with $\text{In}^{117\text{m}}$), 0.089 (7%), 0.273 (31%), 0.314 (16%), with $\text{In}^{117\text{m}}$, 0.345 (18%), 0.434 (13%), 0.832 (4%), 0.880 3%), 0.95 (4%, doublet), 1.052 (5%), 1.303 (19%), 1.577 (17%) daughter radiations from $\text{In}^{117\text{m}}$, In^{117}	$\text{Cd}^{116}(\text{n}, \gamma)$ (TanC66a) $\text{Cd}^{116}(\text{d}, \text{p})$ (TanC66a)
$^{117}_{48}\text{Cd}$	3.4 h (TanC66) ≈ 3 h (SharmR64, MancR65) others (CoryC53, AteA52, LawJL40, MetR51b)	β^- (SharmR64) Δ -86.27 (LHP, MTW)	A chem, genet, n-capt (SharmR64, TanC66) parent In^{117} (56%), parent $\text{In}^{117\text{m}}$ (44%) (TanC66) not parent Cd^{117} (SharmR64) others (CorkJ39, GoldhM38, LawJL40, MetR51b, MGinC55)	β^- [1.91 max (weak)], 0.67 max e^- 0.286 (with $\text{In}^{117\text{m}}$) γ In X-rays (with $\text{In}^{117\text{m}}$), 0.273 (18%), 0.314 (8%, with $\text{In}^{117\text{m}}$), 0.345 (4%), 0.434 (4%), 0.565 (6%), 0.715 (4%), 0.880 (10%), 1.065 (9%), 1.117 (4%), 1.24 (11%, complex), 1.338 (8%), 1.408 (8%), 1.433 (10%), 1.562 (6%), 1.998 (15%), 2.319 (3%)	$\text{Cd}^{116}(\text{n}, \gamma)$ (TanC66a) $\text{Cd}^{116}(\text{d}, \text{p})$ (TanC66a)
$^{117}_{48}\text{Cd}$	≈ 50 m (CoryC53)		G chem, genet (CoryC53) activity not observed (SharmR64, TanC66)		

Isotope Z A	Half-life	Type of decay ($\alpha, \beta, \gamma, \dots$); % abundance; Mass excess ($\Delta = M - A$), MeV ($C^{12} = 0$); Thermal neutron cross section (σ), barns	Class; Identification; Genetic relationships	Major radiations: approximate energies (MeV) and intensities	Principal means of production
$^{118}_{48}\text{Cd}$	49 m (GleC61)	β^- (CoryC53) $\Delta -87$ (MTW)	B chem, excit (CoryC53) chem, genet (GleC61) parent 5.0 s ^{118}In (CoryC53, GleC61) not parent 4.4 m ^{118}In (CoryC53, GleC61)	daughter radiations from 5.0 s ^{118}In	fission (CoryC53, GleC61)
^{119}Cd	2.7 m (GleC61a)	β^- (GleC61a) $\Delta -84.1$ (MTW)	B chem, genet (GleC61a) parent ^{119}In , parent ^{119m}In (GleC61a)	β^- 3.5 max daughter radiations from ^{119m}In , ^{119}In	fission (GleC61a)
^{119}Cd	10 m (NusN57, GleC61a)	β^- (NusN57, GleC61a) $\Delta -84.1$ (MTW)	B chem, genet (NusN57, GleC61a) parent ^{119m}In (NusN57, GleC61a)	β^- 3.5 max daughter radiations from ^{119m}In , ^{119}In	^{122}Sn (d, ap) (NusN57) fission (GleC61a)
^{121}Cd	12.8 s (WeisH65)	$[\beta^-]$ (WeisH65)	B chem, genet (WeisH65) ancestor ^{121}Sn (WeisH65)		fission (WeisH65)
$^{121?}\text{Cd}$	3.5 m (NusN57)	$[\beta^-]$ (NusN57)	G chem, excit (NusN57) parent 11.5 m $^{121?}\text{In}$ and 32 m $^{121?}\text{In}$ (NusN57) Daughter In isotopes are probably incorrectly assigned (NDS, YutH60)		deuterons on Sn (NusN57)
$^{106}_{49}\text{In}$	5.3 m (CatR62) others (CatR65)	β^+ (CatR62), [EC] $\Delta -80.6$ (MTW)	A chem, excit, sep isotopes (CatR62)	β^+ 4.9 max γ [Cd X-rays], 0.511 (γ^+), 0.63, 1.65, 1.85, many others	^{106}Cd (p, n) (CatR62)
^{107}In	33 m (Malle49) 31 m (BasuB63) 30 m (MacIK52)	β^+ , EC (BasuB63) $\Delta -83.5$ (MTW)	A chem, sep isotopes (Malle49) mass spect (MacIK52)	β^+ 2.2 max γ Cd X-rays, 0.22 (46%), 0.32, 0.511 (γ^+), 0.73, 0.84, 0.94, 1.05, 1.25 daughter radiations from ^{107}Cd , ^{107m}Ag	^{106}Cd (d, n) (Malle49, CassW55a) ^{106}Cd (p, γ) (Malle49, BasuB63)
^{108}In	57 m (KatoT63) 55 m (MeaS55, Malle49) others (KatoT62b, MGinC51)	EC, β^+ (KatoT62b) $\Delta -84.14$ (KatoT62b, MTW)	A chem, sep isotopes (Malle49) mass spect (MacIK52)	β^+ 1.29 max e- 0.123, 0.147, 0.216, 0.238, 0.260, 0.606, 0.845 γ Cd X-rays, 0.150, 0.175, 0.243, 0.511 (γ^+), 0.633, 0.872	^{107}Ag (a, 3n) (KatoT62a, KatoT62b)
^{108}In	39 m (KatoT63) 40 m (MeaS55, KatoT62b)	EC, β^+ (KatoT62b) $\Delta -84.10$ (KatoT62b, MTW)	B chem, excit (MeaS55) genet energy levels (KatoT62b) daughter ^{108}Sn (MeaS55)	β^+ 3.50 max e- 0.606 γ Cd X-rays, 0.383, 0.511 (γ^+), 0.633, 0.842	^{107}Ag (a, 3n) (KatoT62a, KatoT62b)
^{109}In	4.3 h (Malle49, NozM62) 4.2 h (MGinC51) 5.2 h (GhoS48) others (TenD47a)	EC 94%, β^+ 6% (PetrM56a) $\Delta -86.53$ (MTW, MolR65)	A chem, excit (TenD47a) chem, mass spect (GhoS48) chem, excit, sep isotopes (Malle49) descendant ^{109}Sn (PetrM56a)	β^+ 0.79 max e- 0.033, 0.056, 0.178, 0.201 γ Cd X-rays, 0.205, 0.28 (complex), 0.35 (complex), 0.65 (complex), 0.91 (complex)	^{107}Ag (a, 2n) (NozM62, KatoT62a, TenD47a)
$^{109m1}\text{In}$	1.3 m (AlexKF65) <2m (PetrM56a)	IT (PetrM56a) $\Delta -85.87$ (LHP, MTW)	C genet (PetrM56a) daughter ^{109}Sn (PetrM56a)	γ 0.658 e- 0.630	daughter ^{109}Sn (PetrM56a)
$^{109m2}\text{In}$	0.20 s (AlexKF65) 0.21 s (DemiA65) 0.22 s (PoeG63)	IT (AlexKF65, DemiA65) $\Delta -84.42$ (LHP, MTW)	C excit, cross bomb (AlexKF65, DemiA65, PoeG63)	γ 0.17 (12%), 0.21 (12%), 0.40 (20%), 0.68 (100%), 1.04 (20%), 1.43 (77%)	^{107}Ag (a, 2n) (AlexKF65, DemiA65) ^{103}Rh (C ¹² , a2n) (AlexKF65)
^{110}In	66 m (KatoT62a, BarnS39a) 69 m (HamiJ63) 65 m (GhoS48)	β^+ 71%, EC 29% (NaiT64) $\Delta -86.41$ (MTW)	A chem (BarnS39a) chem, excit, mass spect (GhoS48) daughter ^{110}Sn (MeaS55)	β^+ 2.25 max e- 0.631 γ Cd X-rays, 0.511 (142%, γ^+), 0.658 (95%)	daughter ^{110}Sn (NaiT64) ^{107}Ag (a, n) (KatoT62a) ^{109}Ag (a, 3n) (FukS65)

Isotope Z A	Half-life	Type of decay (α, β, γ); % abundance; Mass excess ($\Delta \equiv M - A$), MeV ($C^{12} = 0$); Thermal neutron cross section (σ), barns	Class; Identification; Genetic relationships	Major radiations: approximate energies (MeV) and intensities	Principal means of production
$^{110}_{49}\text{In}$	4.9 h (BleE51, KatoT62a) 5.0 h (MGinC51) others (GhoS48)	α EC, β^+ ? (weak) (KatoT62a) no IT, lim 0.008% (HamiJ63)	A chem (GhoS48) chem, genet energy levels (MGinC51a, BleE51) not daughter Sn ¹¹⁰ (MeaS55)	γ Cd X-rays, 0.66 (f 160, complex), 0.91 (f 110, complex) e^- 0.094, 0.558, 0.615, 0.631, 0.653, 0.680, 0.858, 0.910	Ag ¹⁰⁹ ($\alpha, 3n$) (FukS65, KatoT62a)
$^{111}_{49}\text{In}$	2.81 d (MaiA57) 2.84 d (MGinC51) others (BarnS39a, CorkJ39)	α EC (LawJL40) no β^+ , lim 0.06% (MGinC51) Δ -88.2 (MTW)	A chem (CorkJ39) chem, excit (TenD47, GhoS48) mass spect (GhoS48) parent Cd ^{111m} (0.01%) (MGinC51a)	γ Cd X-rays, 0.173 (89%), 0.247 (94%) e^- 0.146, 0.220, 0.243	Ag ¹⁰⁹ ($\alpha, 2n$) (FukS65, LawJL40, TenD47, GhoS48, MGinC51)
$^{112}_{49}\text{In}$	14.4 m (FukS65) 12 m (RuaJ62a) 11 m (GirR59i) 15 m (BleE53)	α β^- 44%, β^+ 22%, EC 34% (calc) (RuaJ62a) others (BleE53) Δ -87.98 (MTW)	A chem, cross bomb, excit (SmiRN42) chem, excit (TenD47) daughter In ^{112m} (SmiRN42, TenD47, GoldsG50)	β^- 0.66 max β^+ 1.56 max γ Cd X-rays, 0.511 (44%, γ^\pm), 0.617 (6%)	Ag ¹⁰⁹ (α, n) (FukS65, SmiRN42, TenD47, RuaJ62a, KatoT62a)
$^{112m}_{49}\text{In}$	20.7 m (BleE53) others (RuaJ62a, GirR59i, BarnS39a, TenD47)	α IT (SmiRN42, TenD47) Δ -87.83 (LHP, MTW)	A chem (BarnS39a) chem, cross bomb, excit (SmiRN42) chem, excit (TenD47) parent In ¹¹² (SmiRN42, TenD47, GoldsG50)	γ In X-rays, 0.156 (9%) e^- 0.128, 0.152 daughter radiations from In ¹¹²	Ag ¹⁰⁹ (α, n) (SmiRN42, TenD47, RuaJ62a, KatoT62a)
$^{113}_{49}\text{In}$		γ 4.23 (WhiJ48) 4.33 (WhiF56) Δ -89.34 (MTW) σ_c 4 (to In ¹¹⁴) 8 (to In ^{114m}) (GoldmDT64)			
$^{113m}_{49}\text{In}$	99.8 m (GleG64) 104 m (LawJL40) 103 m (GirR58) others (BarnS39a, CatR65)	α IT (BarnS39a) Δ -88.95 (LHP, MTW)	A chem, excit, genet (BarnS39a) daughter Sn ¹¹³ (BarnS39a)	γ In X-rays, 0.393 (64%) e^- 0.365, 0.389	daughter Sn ¹¹³ (GirR58, BarnS39a)
$^{114}_{49}\text{In}$	72 s (LawJL37, BarnS39a)	α β^- 98%, EC 1.9%, β^+ 0.004% (GrodL56) β^+ 0.0039% (DzhB57c) Δ -88.58 (MTW)	A excit (ChanW37, BotW37, LawJL37) n-capt, sep isotopes (GoldhM48a) daughter In ^{114m} (GoldsG50)	β^- 1.988 max β^+ 0.42 max γ Cd X-rays, 1.299 (0.17%)	daughter In ^{114m} (GoldsG50) In ¹¹³ (n, γ) (GoldhM48a)
$^{114m}_{49}\text{In}$	50.0 d (WriH57) 50.1 d (CaliJ59) others (BendW58, BoeF49a, HoffK57, BarnS39a, MaiF49, LawJL40)	α IT 96.5%, EC 3.5% (GrodL56) Δ -88.39 (LHP, MTW)	A chem, n-capt, excit (LawJL37, MitA38) parent In ¹¹⁴ (GoldsG50)	γ In X-rays, 0.192 (17%), 0.558 (3.5%), 0.724 (3.5%) e^- 0.164, 0.188 daughter radiations from In ¹¹⁴	In ¹¹³ (n, γ) (LawJL37, MitA38, MaiF49)
$^{115}_{49}\text{In}$	6×10^{14} y sp act (MarteE50) 5.1×10^{14} y sp act (WatD62a) 7×10^{14} y sp act (BearG61a) others (CohS51)	α β^- (MarteE50, CohS51) γ 95.77 (WhiJ48) 95.67 (WhiF56) Δ -89.54 (MTW) σ_c 45 (to In ¹¹⁶) 154 (to In ^{116m1}) 4 (to In ^{116m2}) (GoldmDT64)	A chem, sep isotopes (MarteE50)	β^- 0.48 max γ no γ	
$^{115m}_{49}\text{In}$	4.50 h (DunwJ47) 4.53 h (LawJL40) 4.48 h (SalS65)	α IT 95%, β^- 5% (LangeL52a) Δ -89.21 (LHP, MTW)	A chem, excit (GoldhM38) daughter Cd ¹¹⁵ (GoldhM38, CorkJ39, NisY40, MetR51a, WahA52, LangeL52a)	β^- 0.83 max e^- 0.308, 0.331 γ In X-rays, 0.335 (50%)	Cd ¹¹⁴ (n, γ) Cd ¹¹⁵ (β^-) (GoldhM38, SehM62) In ¹¹⁵ (n, n') (GoldhM38, CohS48) In ¹¹⁵ (p, p') (BarnS39a, BarnS39) In ¹¹⁵ (α, α') (LarK39)
$^{116}_{49}\text{In}$	13.4 s (DomF60) 14.0 s (DucA60) 14.5 s (CapP57) 15.6 s (BrzJ65) 13 s (AmaE35, CorkJ39, WilhZ53, LawJL37)	α β^- (LawJL37) Δ -88.20 (MTW)	A n-capt (AmaE35) excit, n-capt (LawJL37)	β^- 3.3 max γ 0.434 (0.12%), 0.95 (0.1%), 1.293 (1.2%)	In ¹¹⁵ (n, γ) (AmaE35, LawJL37, SerL47b)

Isotope Z A	Half-life	Type of decay (α, β, γ); % abundance; Mass excess ($\Delta = M - A$), MeV ($C^{12} = 0$); Thermal neutron cross section (σ), barns	Class; Identification; Genetic relationships	Major radiations: approximate energies (MeV) and intensities	Principal means of production
$^{116m}_1\text{In}$	54.0 m (LocE53, GravA47) 53.9 m (SilL51, DomF60) 55.1 m (CapP57) 57 m (BrzJ65)	α β^- (LawJL37) no IT, lim 0.5% (ColaJ60) Δ -88.14 (LHP, MTW)	A chem, n-capt (AmaE35) chem, excit, n-capt (LawJL37)	β^- 1.00 max γ 0.138 (3%), 0.417 (36%), 0.819 (17%), 1.09 (53%), 1.293 (80%), 1.508 (11%), 2.111 (20%)	In^{115} (n, γ) (AmaE35, MitA38a, SerL47b, HumV51, BolH64)
In^{116m2}	2.16 s (AlexKF63) 2.2 s (HecP61) 2.5 s (AlexKF60, FetP62a) 2.3 s (WhiW62)	α IT (AlexKF60, FetP62a) Δ -87.98 (LHP, MTW)	A n-capt, sep isotopes (AlexKF60, HecP61, FetP62a) excit, sep isotopes, cross bomb (WhiW62)	γ In X-rays, 0.164 e 0.138, 0.160	In^{115} (n, γ) (AlexKF60, HecP61, FetP62a, WhiW62, AlexKF63)
In^{117}	45 m (NeedJ63, BrzJ65) 38 m (DudN61) 43 m (WolfeJ61) others (MGinC55, CoryC53)	α β^- (MGinC55) Δ -88.93 (MTW)	A chem, genet (CoryC53) daughter Cd^{117m} , daughter Cd^{117} (TanC66, CoryC53) not parent Sn^{117m} , lim 1% (MGinC55) daughter In^{117m} (MGinC55)	β^- 0.74 max e 0.132 γ Sn X-rays, 0.158 (87%), 0.565 (100%)	Cd^{116} (n, γ) Cd^{117} , ^{117m}Cd (β^-); daughter Cd^{117m} (TanC66a)
In^{117m}	1.93 h (DudN61, BrzJ65) 1.96 h (NeedJ63) 1.90 h (MGinC55, MetR51b) 1.95 h (LawJL40, others (WolfeJ61, CoryC53)	α IT 47%, β^- 53% (TanC66b) IT 28%, β^- 72% (WolfeJ61) IT 22%, β^- 78% (MGinC55) Δ -88.61 (LHP, MTW)	A chem, excit (CorkJ39) daughter Cd^{117} , daughter Cd^{117m} (TanC66, MGinC55) parent In^{117} (MGinC55)	β^- 1.78 max e 0.286 γ In X-rays, 0.158 (14%), 0.314 (31%) daughter radiations from In^{117}	Cd^{116} (n, γ) Cd^{117} , ^{117m}Cd (β^-) (TanC66a)
In^{118}	5.7 s (BrzJ65) 5.0 s (KantJ64a) 5.1 s (GleC61)	α β^- (CoryC53) Δ -87.5 (MTW)	B genet (CoryC53) chem, genet energy levels (GleC61) excit, sep isotopes (KantJ64a) daughter Cd^{118} (CoryC53, GleC61)	β^- 4.2 max γ 1.230 (15%)	daughter Cd^{118} (CoryC53, GleC61) Sn^{118} (n, p) (KantJ64a)
In^{118}	4.35 m (KantJ64a) 4.5 m (WilhZ53, DufR49a) 4.7 m (MeyP65) 4.9 m (BrzJ65)	α β^- (DufR49a) Δ -87.4 (KantJ64a, MTW)	B excit, sep isotopes (DufR49a) excit, sep isotopes, genet energy levels (KantJ64a) not daughter Cd^{118} (CoryC53, GleC61)	β^- 2.0 max γ 0.69 (41%), 1.05 (80%), 1.230 (97%), 2.04 (3%)	Sn^{118} (n, p) (KantJ64a)
In^{119}	2.1 m (KuoC60) 2.0 m (GleC61a) 2.3 m (YutH60) 2.8 m (BrzJ65)	α β^- (KuoC60, YutH60, GleC61a) Δ -87.6 (MTW)	B sep isotopes, excit (KuoC60, YutH60) chem, genet (GleC61a) daughter In^{119m} (GleC61a) daughter 2.7 m Cd^{119} (GleC61a)	β^- 1.6 max γ 0.82 (95%)	Sn^{120} (γ , p) (KuoC60, YutH60) daughter In^{119m} , fission (GleC61a)
In^{119m}	17.5 m (KuoC60) 18 m (DufR49a, GleC61a) 22.6 m (BrzJ65)	α β^- 95%, IT 5% (GleC61a) Δ -87.3 (LHP, MTW)	B chem, excit, sep isotopes (DufR49a) parent In^{119} (GleC61a) daughter 10 m Cd^{119} (NusN57, GleC61a) daughter 2.7 m Cd^{119} (GleC61a)	β^- 2.7 max γ [In X-rays, Sn L X-rays], 0.024, 0.30, 0.91 (doublet) daughter radiations from In^{119}	Sn^{120} (γ , p) (DufR49b, KuoC60) fission (GleC61a)
In^{120}	3.2 s (KantJ64a) 3 s (PouA60)	α β^- (KantJ64a) Δ -86 (KantJ64a, MTW)	B sep isotopes, cross bomb (PouA60)	β^- 5.6 max γ 1.171 (15%)	Sn^{120} (n, p) (PouA60, KantJ64a) Sb^{123} (n, α) (PouA60)
In^{120}	44 s (KantJ64a) 48 s (MeyP65) 50 s (PouA60) =55 s (MGinC58)	α β^- (PouA60) Δ -85.8 (KantJ64a, MTW)	B excit (MGinC58) sep isotopes, genet energy levels (PouA60)	β^- 3.1 max γ 0.090 (12%), 0.198 (9%), 0.71 (12%), 0.86 (34%), 0.94 (12%), 1.02 (61%), 1.171 (100%), 1.28 (14%), 1.47 (6%), 1.87 (7%), 2.01 (6%)	Sn^{120} (n, p) (MGinC58, PouA60, KantJ64a)
In^{121}	30 s (YutH60)	α [β^-] (YutH60) Δ -86 (MTW)	C excit, sep isotopes (YutH60)	γ 0.94	Sn^{122} (γ , p) (YutH60)
In^{121}	3.1 m (YutH60, WeisH65a)	α β^- (YutH60) Δ -86 (MTW)	C excit, sep isotopes (YutH60)	β^- 3.7 max	Sn^{122} (γ , p) (YutH60)

Isotope Z A	Half-life	Type of decay ($\alpha, \beta, \gamma, \dots$); % abundance; Mass excess ($\Delta = M - A$), MeV ($C^{12} = 0$); Thermal neutron cross section (σ), barns	Class; Identification; Genetic relationships	Major radiations: approximate energies (MeV) and intensities	Principal means of production
$^{121?}_{49}\text{In}$	11.5 m (NusN57)	β^- (NusN57)	G chem, genet (NusN57) daughter 3.5 m $\text{Cd}^{121?}$ (NusN57) Assignment probably incorrect (NDS, YutH60)	γ 0.85	deuterons on Sn (NusN57)
$^{121?}_{49}\text{In}$	32 m (NusN57)	β^- (NusN57)	G chem, genet (NusN57) daughter 3.5 m $\text{Cd}^{121?}$ (NusN57) Assignment probably incorrect (NDS, YutH60)	γ 0.52	deuterons on Sn (NusN57)
$^{122}_{49}\text{In}$	8 s (KantJ63a)	β^- (KantJ63a) Δ -83 (MTW)	B sep isotopes, genet energy levels (KantJ63a)	β^- 5 max γ 0.99, 1.14	$\text{Sn}^{122}(\text{n}, \text{p})$ (KantJ63a)
$^{123}_{49}\text{In}$	36 s (YutH60)	β^- (YutH60) Δ -83 (MTW)	E excit, sep isotopes (YutH60)	β^- 4.6 max	$\text{Sn}^{124}(\gamma, \text{p})$ (YutH60)
$^{123}_{49}\text{In}$	10 s (YutH60)	$[\beta^-]$ (YutH60) Δ -83 (MTW)	F excit, sep isotopes (YutH60) May be identical to 8 s In^{122} (LHP)	γ 1.1	$\text{Sn}^{124}(\gamma, \text{p})$ (YutH60)
$^{124}_{49}\text{In}$	≈ 3.6 s (KarrM64)	β^- (KarrM64) Δ -81 (MTW)	B sep isotopes, genet energy levels (KarrM64)	β^- 5 max γ 0.99 (\dagger 3), 1.13 (\dagger 10), 3.21 (\dagger 3)	$\text{Sn}^{124}(\text{n}, \text{p})$ (KarrM64)
$^{108}_{50}\text{Sn}$	9.2 m (HahR65) 9 m genet (MeaS55)	$[\text{EC}]$ (MeaS55)	A genet (MeaS55) chem, excit (HahR65) parent 39 m In^{108} (MeaS55)	γ In X-rays, 0.28, 0.42 daughter radiations from 39 m In^{108}	$\text{Cd}^{106}(\alpha, 2\text{n})$ (HahR65)
$^{109}_{50}\text{Sn}$	18.1 m (PetrM56a)	EC, β^+ (PetrM56a)	B chem, genet (PetrM56a) ancestor In^{109} , parent $\text{In}^{109\text{m}1}$ (PetrM56a)	β^+ 1.6 max e 0.305, 0.491, 0.86, 1.09 γ In X-rays, 0.335, 0.521, 0.89, 1.12 daughter radiations from $\text{In}^{109\text{m}1}$, In^{109}	$\text{Cd}^{106}(\alpha, \text{n})$ (PetrM56a)
$^{110}_{50}\text{Sn}$	4.0 h (MeaS55, MGinC51) 4.5 h (Malle49)	EC (Malle49)	A chem, sep isotopes (Malle49) chem, genet (MeaS55, NaiT64) parent 67 m In^{110} , not parent 4.9 h In^{110} (MeaS55, NaiT64)	γ In X-rays, 0.283 (95%) e 0.255 daughter radiations from 67 m In^{110}	$\text{In}^{115}(\text{p}, 6\text{n})$ (NaiT64) $\text{Cd}^{108}(\alpha, 2\text{n})$ (MeaS55, Malle49)
$^{111}_{50}\text{Sn}$	35.0 m (HinR49) 35 m (MGinC51, SnyJ65)	β^+ EC 73%, β^+ 27% (SnyJ65) EC 71%, β^+ 29% (MGinC51) Δ -85.6 (MTW)	A chem, sep isotopes (HinR49) excit, cross bomb (SnyJ65)	β^+ 1.51 max γ In X-rays, 0.511 (54%, γ^+), 0.75 (1.1%), 0.97 (0.7%), 1.14 (1.8%), 1.54 (0.5%), 1.59 (0.6%) (0.9%), 1.89 (1.0%), 2.11 (0.3%), 2.32 (0.2%) daughter radiations from In^{111}	$\text{Cd}^{110}(\alpha, 3\text{n})$ (MGinC51)
$^{112}_{50}\text{Sn}$		% 0.95 (BaiK50) Δ -88.64 (MTW) σ_c 0.9 (to Sn^{113}) 0.4 (to $\text{Sn}^{113\text{m}}$) (GoldmDT64)			
$^{113}_{50}\text{Sn}$	115 d (GleG64) 118 d (CorkJ51f) 119 d (AviP56) 130 d (GardG56) others (DesY53, BarnS39a)	β^+ EC, no β^+ (BarnS39a) Δ -88.32 (MTW)	A chem, excit (BarnS39a, LivJ39b) parent $\text{In}^{113\text{m}}$ (BarnS39a)	γ In X-rays, 0.255 (1.8%) daughter radiations from $\text{In}^{113\text{m}}$	$\text{Sn}^{112}(\text{n}, \gamma)$ (NelC50, CorkJ51f, SerL47b, BoweJ51) $\text{In}^{113}(\text{p}, \text{n})$ (BarnS39a) $\text{In}^{113}(\text{d}, 2\text{n})$ (ColeK47, GirR58)
$^{113\text{m}}_{50}\text{Sn}$	20 m (SchmM61) 27 m (Sell60)	β^+ IT 91%, EC 9%, no β^+ , lim $10^{-3}\%$ (SchmM61) Δ -88.24 (LHP, MTW)	A chem, genet (Sell60) crit abs (SchmM61) daughter Sb^{113} (Sell60)	γ Sn X-rays, In X-rays, 0.079 (0.6%) e ⁻ 0.050, 0.075	$\text{Sn}^{112}(\text{n}, \gamma)$ (SchmM61) $\text{Sn}^{112}(\text{d}, \text{n})\text{Sb}^{113}(\text{EC})$, $\text{Sn}^{114}(\text{p}, 2\text{n})\text{Sb}^{113}(\text{EC})$ (Sell60, Sell59)
$^{114}_{50}\text{Sn}$		% 0.65 (BaiK50) Δ -90.57 (MTW)			

Isotope Z A	Half-life	Type of decay (α, β, γ); % abundance; Mass excess ($\Delta = M - A$), MeV ($C^{12} = 0$); Thermal neutron cross section (σ), barns	Class; Identification; Genetic relationships	Major radiations: approximate energies (MeV) and intensities	Principal means of production
$^{115}_{50}\text{Sn}$		% 0.34 (BaiK50) Δ -90.03 (MTW)			
$^{116}_{50}\text{Sn}$		% 14.24 (BaiK50) Δ -91.523 (MTW) σ_c 0.006 (to ^{117m}Sn) (GoldmDT64)			
$^{117}_{50}\text{Sn}$		% 7.57 (BaiK50) Δ -90.392 (MTW)			
$^{117m}_{50}\text{Sn}$	14.0 d (CorkJ51f, MihJ50)	α IT (MallE50) Δ -90.075 (LHP, MTW)	A chem (LivJ39b) chem, sep isotopes, cross bomb (MallE50) not daughter In^{117} (MGINC55)	γ Sn X-rays, 0.158 (87%) e^- 0.130, 0.155	^{116}Sn (n, γ) (MihJ50) Cd^{114} (a, n) (LivJ39b)
$^{118}_{50}\text{Sn}$		% 24.01 (BaiK50) Δ -91.652 (MTW) σ_c 0.01 (to ^{119m}Sn) (GoldmDT64)			
$^{119}_{50}\text{Sn}$		% 8.58 (BaiK50) Δ -90.062 (MTW)			
$^{119m}_{50}\text{Sn}$	\approx 250 d (MihJ50)	α IT (MihJ50) Δ -89.973 (LHP, MTW)	A chem, n-capt, sep isotopes (MihJ50)	γ Sn X-rays, 0.024 (16%) e^- 0.020, 0.026, 0.061	^{118}Sn (n, γ) (MihJ50, NelC50, SchaG51a, BoweJ51)
$^{120}_{50}\text{Sn}$		% 32.97 (BaiK50) Δ -91.100 (MTW) σ_c 0.14 (to ^{121}Sn) \approx 0.001 (to ^{121m}Sn) (GoldmDT64)			
$^{121}_{50}\text{Sn}$	27.5 h (NelC50) 27 h (MajN63) others (LeeJ49, LivJ39b)	α β^- (LivJ39b) Δ -89.21 (MTW)	A chem, excit (LivJ39b) chem, sep isotopes (LindmM48) descendant 13 s Cd^{121} (WeisH65)	β^- 0.383 max	^{120}Sn (n, γ) (LeeJ49, DufR49c, NelC50, LivJ39b, SerL47b) Sb^{123} (d, a) (LindmM50a)
$^{121m}_{50}\text{Sn}$	76 y (FlyK65a) \approx 25 y (DroB62)	α β^- (NelC50) Δ -89.14 (LHP, MTW)	D sep isotopes, n-capt (NelC50) chem (DroB62)	β^- 0.42 max e^- [0.007, 0.033] γ Sb X-rays, 0.037	^{120}Sn (n, γ) (NelC50, SnyR65) fission (DroB62)
$^{122}_{50}\text{Sn}$		% 4.71 (BaiK50) Δ -89.943 (MTW) σ_c 0.001 (to ^{123}Sn) 0.2 (to ^{123m}Sn) (GoldmDT64)			
$^{123}_{50}\text{Sn}$	125 d (CorkJ51f) 130 d (LeeJ49, LeadG51) 126 d (NelC50) 136 d (GrumW46)	α β^- (LeadG51) Δ -87.80 (MTW)	A chem (LeadG46, LeadG51) chem, sep isotopes, cross bomb (LeeJ49)	β^- 1.42 max γ 1.08 ? (weak)	^{122}Sn (n, γ) (LeeJ49, NelC50)
$^{123m}_{50}\text{Sn}$	39.5 m (DufR49c) 40 m (LivJ39b, LeeJ49, NelC50, MajN63) 41.5 m (MocD48)	α β^- (LivJ39b) Δ -87.78 (LHP, MTW)	A chem (LivJ39b) chem, sep isotopes, excit (LeeJ49, NelC50)	β^- 1.26 max e^- [0.130] γ Sb X-rays, 0.160 [84%]	^{122}Sn (n, γ) (SerL47b, DufR49c, LeeJ49, NelC50) ^{124}Sn (n, 2n) (PoolM37, LeeJ49)
$^{124}_{50}\text{Sn}$	$t_{1/2}(\beta\beta) > 2 \times 10^{17}$ y sp act (KalkM52, FireE52, HogB52)	% 5.98 (BaiK50) Δ -88.237 (MTW) σ_c 0.004 (to ^{125}Sn) 0.1 (to ^{125m}Sn) (GoldmDT64)			

Isotope Z A	Half-life	Type of decay (α, β, γ); % abundance; Mass excess ($\Delta = M - A$), MeV ($C^{12} = 0$); Thermal neutron cross section (σ), barns	Class; Identification; Genetic relationships	Major radiations: approximate energies (MeV) and intensities	Principal means of production
$^{50}\text{Sn}^{125}$	9.4 d (NelC50) 10.0 d (LeeJ49)	β^- (LivJ39b) Δ -85.93 (MTW)	A chem (LivJ39b) chem, excit, sep isotopes (LeeJ49) chem, sep isotopes, n-capt, genet (NelC50) parent Sb^{125} (NelC50)	β^- 2.34 max γ 0.342 (0.3%), 0.468 (0.4%), 0.811 (1.5%), 0.904 (1.4%), 1.068 (4%), 1.17 (0.14%), 1.41 (0.14%), 1.97 (0.6%), 2.23 (0.05%) daughter radiations from Sb^{125}	$\text{Sn}^{124}(n, \gamma)$ (LeeJ49, NelC50, LivJ39b, SerL47b)
$\text{Sn}^{125\text{m}}$	9.5 m (NelC50) 9.8 m (LeeJ49) 9.7 m (MajN63)	β^- (LivJ39b) Δ -85.91 (LHP, MTW)	A chem, excit, n-capt (LivJ39b) chem, sep isotopes (DufR50a, LeeJ49)	β^- 2.04 max γ 0.325 (97%)	$\text{Sn}^{124}(n, \gamma)$ (LeeJ49, NelC50, DufR50a, LivJ39b, SerL47b)
Sn^{126}	$\approx 10^5$ y yield (DroB62)	$[\beta^-]$ (DroB62) Δ -86 (MTW)	B chem, genet (DroB62) parent 19 m Sb^{126} , ancestor 12.5 d Sb^{126} (DroB62)	γ 0.060, 0.067, 0.092	fission (DroB62)
Sn^{126}	≈ 50 m yield (BarnJ51)	β^- (BarnJ51)	G chem, genet (BarnJ51) reassigned to Sn^{128} (DroB62)		fission (BarnJ51)
Sn^{127}	2.05 h (CarmH56) 2.10 h (UhlJ62) 2.2 h (DroB62, HageE62) others (DMarP62, MajN63)	β^- (BarnJ51) Δ -84 (MTW)	A chem, genet (BarnJ51, CarmH56, DroB62, HageE62) chem, mass spect (UhlJ62) parent Sb^{127} (BarnJ51, CarmH56, DroB62, HageE62)	β^- 1.45 max ? γ 0.44, 0.49, 0.82, 1.10, 2.00, 2.32, 2.58, 2.68, 2.82 daughter radiations from Sb^{127}	fission (BarnJ51, DroB62, HageE62, UhlJ62) $\text{Te}^{130}(n, \alpha)$ (CarmH56, MajN63)
Sn^{127}	4.1 m (KauP65) 4.6 m genet (HageE62) ≈ 2.5 m genet (DroB62)	β^- (KauP65) Δ -83.5 (KauP65, MTW)	A chem, genet (HageE62, DroB62) chem, sep isotopes (KauP65) parent Sb^{127} (HageE62, DroB62)	β^- 2.7 max γ 0.49 (100%)	fission (HageE62, DroB62) $\text{Te}^{130}(n, \alpha)$ (KauP65)
Sn^{128}	59 m (UhlJ62) 57 m (FranI55, HageE62) 62 m (DMarP62) 58 m (DroB62)	β^- (DMarP62) Δ -83.4 (MTW)	A chem, genet (FranI55, HageE62, DroB62) chem, mass spect (UhlJ62) parent 11 m Sb^{128} (FranI55, DroB62, HageE62, UhlJ62, DMarP62) ancestor 9 h Sb^{128} ($\approx 3\%$) (FranI56, DroB62) not ancestor 9 h Sb^{128} , lim 5% (HageE62)	β^- 0.80 max γ Sb X-rays, 0.044 (7%), 0.072 (19%), 0.50 (61%), 0.57 (22%) daughter radiations from 11 m Sb^{128}	fission (FranI55, DroB62, HageE62, DMarP62, UhlJ62)
Sn^{129}	9 m genet (HageE62) 6 m (DroB62)	$[\beta^-]$ (HageE62, DroB62)	B chem (DroB62) chem, genet (HageE62) parent Sb^{129} (HageE62)	γ 1.15, others daughter radiations from Sb^{129}	fission (HageE62, DroB62)
Sn^{129}	1.0 h genet (HageE62)	$[\beta^-]$ (HageE62)	B chem, genet (HageE62) parent Sb^{129} (HageE62)	daughter radiations from Sb^{129}	fission (HageE62)
Sn^{130}	2.6 m (PapA56)	$[\beta^-]$ (PapA56)	D chem, genet (PapA56) parent 7 m Sb^{130} (PapA56, DroB62) not parent 35 m Sb^{130} , lim 10% (DroB62)	daughter radiations from 7.1 m Sb^{130}	fission (PapA56, FranI55, DroB62)
Sn^{131}	3.4 m (PapA56) <2 m (DroB62)	$[\beta^-]$ (PapA56)	E chem, genet (PapA56) activity not observed (DroB62) parent Sb^{131} (PapA56)		fission (PapA56)
Sn^{132}	2.2 m genet (PapA56)	$[\beta^-]$ (PapA56)	B chem, genet (PapA56) parent Sb^{132} (PapA56)		fission (PapA56)
$^{51}\text{Sb}^{112}$	0.9 m (SelI59)	β^+ , EC (SelI59)	B chem, excit (SelI59)	γ Sn X-rays, 0.511 (γ^+), 1.27	$\text{Sn}^{112}(p, n)$ (SelI59)

Isotope Z A	Half-life	Type of decay (α , β); % abundance; Mass excess (Δ =M-A), MeV ($C^{12}=0$); Thermal neutron cross section (σ), barns	Class; Identification; Genetic relationships	Major radiations: approximate energies (MeV) and intensities	Principal means of production
51Sb ¹¹³	6.4 m (PatA62) 7 m (SelI58, SelI59)	α EC, β^+ (SelI58, SelI59, SelI60) Δ -83.85 (MTW)	A chem (RhoA57) chem, excit, sep isotopes cross bomb (SelI60, SelI59, SelI58) excit, sep isotopes (PatA62) parent Sn ^{113m} (SelI60)	β^+ 2.42 max γ Sn X-rays, 0.32, 0.511 (γ^{\pm}), 0.6-0.9 (complex), 1.03, 1.2 (complex), 1.52 ? daughter radiations from Sn ^{113m}	Sn ¹¹² (d, n) (SelI58, SelI60, RhoA57) Sn ¹¹⁴ (p, 2n) (SelI59)
Sb ¹¹⁴	3.3 m (SelI59)	α β^+ , EC (SelI59) Δ -84.3 (MTW)	B chem, excit, sep isotopes (SelI59)	β^+ 2.7 max γ Sn X-rays, 0.9, 1.30	Sn ¹¹⁴ (p, n), Sn ¹¹⁵ (p, 2n) (SelI59)
Sb ¹¹⁵	31 m (SelI58, SelI59) 36 m (FinR61) 32 m (SehM62)	α EC 67%, β^+ 33% (VarN63) EC 65%, β^+ 35% (SelI60) EC 88%, β^+ 12% (SehM62) Δ -87.00 (MTW)	A chem (RhoA57) chem, sep isotopes, excit, cross bomb (SelI58, SelI59, SelI61) chem, mass spect (FinR61) daughter Te ¹¹⁵ (SelI60a, ReisR65)	β^+ 1.51 max γ Sn X-rays, 0.499 (100%), 0.511 (67%, γ^{\pm}), 0.98 (5%), 1.24 (5%), 2.22 (1%)	Sn ¹¹⁴ (d, n) (SelI58, SelI61) Sn ¹¹⁶ (p, 2n) (SelI59) In ¹¹³ (a, 2n) (SehM62)
Sb ¹¹⁶	16 m (StahP53a) 14 m (AteA54) 15 m (KuzM58)	α EC 72%, β^+ 28% (FinR61) Δ -87.0 (MTW)	A chem, excit (StahP53a) genet (FinR61) daughter Te ¹¹⁶ (FinR61)	β^+ 2.3 max γ Sn X-rays, 0.511 (γ^{\pm} , 56%), 0.93 (26%), 1.293 (85%), 2.23 (14%)	daughter Te ¹¹⁶ (FinR61) In ¹¹⁵ (a, 3n) (AteA54)
Sb ^{116m}	60 m (TemG49, AteA54)	α EC 81%, β^+ 19% (BolH64a) Δ -86.5 (LHP, MTW)	A chem, excit, mass spect (TemG49) not daughter Te ¹¹⁶ (FinR61)	β^+ 1.16 max e^- 0.070, 0.095, 0.111 γ Sn X-rays, 0.099 (30%), 0.140 (30%), 0.406 (36%), 0.511 (38%, γ^{\pm}), 0.545 (68%), 0.96 (75%), 1.06 (27%), 1.293 (100%)	In ¹¹⁵ (a, 3n) (TemG49) In ¹¹³ (a, n) (JensB60)
Sb ¹¹⁷	2.8 h (FinR61, ColeK47, TemG49, KuzM58)	α EC 97.4%, β^+ 2.6% (MGinC55) EC 97.7%, β^+ 2.3% (BaskK64) Δ -88.57 (MTW)	A chem (LivJ39) chem, excit, mass spect (TemG49) daughter Te ¹¹⁷ (FinR61)	β^+ 0.57 max γ Sn X-rays, 0.158 (87%), 0.511 (5%, γ^{\pm})	In ¹¹⁵ (a, 2n) (TemG49)
Sb ^{117m}	1.6×10^{-4} s delay coinc (GhoA63)	α	F crit abs (GhoA63) same as 0.726 level of Sn ^{115?}	γ 0.080 (\uparrow 10), 0.17 (\uparrow 8), 0.24 (\uparrow 9), 0.46 (\uparrow 24) scint spect (GhoA63)	protons on Sb (GhoA63) not produced by protons on Sn (GritV65a)
Sb ¹¹⁸	3.5 m (LindnM48, FinR61) 3.6 m (RisJ40)	α EC, β^+ (FinR61) Δ -87.96 (MTW)	A excit (RisJ40) chem (LarK39) genet (FinR61, LindnM48) daughter Te ¹¹⁸ (LindnM48, LindnM50a, FinR61)	β^+ 2.67 max γ Sn X-rays, 0.511 (150%, γ^{\pm}), 0.83 (0.4%), 1.230 (3%, doublet)	daughter Te ¹¹⁸ (LindnM48a, FinR61) In ¹¹⁵ (a, n) (LarK39, RisJ40)
Sb ^{118m1}	5.1 h (ColeK47, TemG49)	α EC 99%, β^+ 0.16% (BolH61) no β^+ , lim 0.1% (JensB60) Δ -87.77 (LHP, MTW)	A chem, cross bomb (ColeK47) chem, excit, mass spect (TemG49) not daughter Te ¹¹⁸ (FinR61)	γ Sn X-rays, 0.041 (29%), 0.254 (93%), 1.049 (100%), 1.230 (100%) e^- 0.012, 0.036, 0.223	In ¹¹⁵ (a, n) (ColeK47, TemG49, BolH61, RamasM61a, BodE62a)
Sb ^{118m2}	0.87 s (WhiW62)	α [IT] (WhiW62)	E excit (WhiW62)	γ 0.14 (\uparrow 4), 0.30 (\uparrow 10), 0.38 (\uparrow 10)	protons on Sb (WhiW62)
Sb ¹¹⁹	38.0 h (OlsJ57) others (ZaitN60a, ColeK47, LindnM48)	α EC (ColeK47) Δ -89.48 (MTW)	A chem, cross bomb (ColeK47) chem, genet energy levels (OlsJ57) daughter Te ^{119m} (LindnM48, LindnM50a, FinR61) daughter Te ¹¹⁹ (FinR61)	γ Sn X-rays, 0.024 (16%) e^- 0.020	Sb ¹²¹ (p, 3n) Te ¹¹⁹ (EC) (FinR61) Sn ¹¹⁹ (p, n), Sn ¹¹⁸ (d, n) (ColeK47)
Sb ¹²⁰	15.89 m (EbrT65) 16.4 m (JohnH50) 16.6 m (FerlmM48, StahP53a) 17 m (HeyF37, LivJ38c)	α β^+ , EC (BlasJ50) Δ -88.42 (MTW)	A chem, excit (BotW39, HeyF37, ChanW37) chem, excit, cross bomb (LivJ37)	β^+ 1.70 max γ Sn X-rays, 0.511 (87%, γ^{\pm}), 1.171 (1.3%)	Sn ¹²⁰ (p, n) (BlasJ50) Sn ¹²⁰ (d, 2n) (LindnM48) Sn ¹¹⁹ (d, n) (LivJ39)
Sb ¹²⁰	5.8 d (MGinC55a) 6.0 d (LindnM48)	α EC (LindnM48) no β^+ or IT, lim 0.3% (MGinC55a)	A chem, sep isotopes (LindnM48) chem, cross bomb (MGinC55a) chem, mass spect (JensB60)	γ Sn X-rays, 0.090 (81%), 0.200 (88%), 1.03 (99%), 1.171 (100%) e^- 0.061, 0.096, 0.171, 0.196	Sn ¹¹⁹ (d, n) (JensB60) Sn ¹²⁰ (d, 2n) (LindnM48)

Isotope Z A	Half-life	Type of decay (α, β, γ); % abundance; Mass excess ($\Delta = M - A$), MeV ($C^{12} = 0$); Thermal neutron cross section (σ), barns	Class; Identification; Genetic relationships	Major radiations: approximate energies (MeV) and intensities	Principal means of production
$^{121}_{51}\text{Sb}$		% 57.25 (WhiJ48) Δ -89.593 (MTW) σ_c 6 (to Sb^{122}) 0.06 (to Sb^{122m}) (GoldmDT64)			
Sb^{122}	2.80 d (BiasJ51a) 2.75 d (CorkJ54) 2.73 d (PerlmM58)	α β^- 97%, EC 3.0%, β^+ 0.006% (GlaumM55, PerlmM58) β^- 97%, EC 3.1% (FarrB55) Δ -88.32 (MTW)	A chem (AmaE35) chem, cross bomb (LivJ39)	β^- 1.97 max β^+ 0.56 max γ Sn X-rays, 0.564 (66%), 0.686 (3.4%), 1.140 (0.7%), 1.26 (0.7%)	Sb^{121} (n, γ) (AmaE35, LivJ39, SerL47b, HumV51)
Sb^{122m}	4.2 m (DMatE63, EngeR62) others (DMatE47, VanJ62)	α IT (DMatE47) no β^+ , no β^- , lim 0.5% (DMatE62) Δ -88.16 (LHP, MTW)	A chem, n-capt, sep isotopes (DMatE47)	γ Sb X-rays, 0.061 (50%), 0.075 (17%) e^- 0.021, 0.030, 0.045, 0.056, 0.071	Sb^{121} (n, γ) (DMatE51)
Sb^{123}	$t_{1/2} > 1.3 \times 10^{16}$ y sp act (WatD62a)	% 42.75 (WhiJ48) Δ -89.224 (MTW) σ_c 3.3 (to Sb^{124}) 0.03 (to Sb^{124m1}) 0.015 (to Sb^{124m2}) (GoldmDT64)			
Sb^{124}	60.4 d (MackR57a) 60.9 d (WriH57) 60.1 d (CaliJ59) 59.9 d (JohnCH58) others (BrzJ65)	α β^- (LivJ39) no EC, no β^+ (LangeL50c) Δ -87.58 (MTW) σ_c 2000 (GoldmDT64)	A chem (LivJ37) chem, excit, cross bomb (LivJ39)	β^- 2.31 max γ 0.603 (97%), 0.644 (7%), 0.72 (14%, doublet), 0.967 (2.4%), 1.048 (2.4%), 1.31 (3%, doublet), 1.37 (5%, doublet), 1.45 (2%), 1.692 (50%), 2.088 (7%)	Sb^{123} (n, γ) (LivJ39, SerL47b)
Sb^{124m1}	93 s (VanJ62a) 96 s (BrzJ63, BrzJ65) ≈ 78 s (DMatE47)	α IT 80%, β^- 20% (VanJ62a) Δ -87.57 (LHP, MTW)	A chem, n-capt, sep isotopes (DMatE47) genet energy levels (VanJ62a) daughter Sb^{124m2} (VanJ62a)	β^- 1.19 max e^- 0.006, 0.009 γ Sb L X-rays, 0.505 (20%), 0.603 (20%), 0.644 (20%)	Sb^{123} (n, γ) (VanJ62a, DMatE47)
Sb^{124m2}	21 m (VanJ62a, DMatE47, BrzJ65)	α IT (VanJ62a) Δ -87.55 (LHP, MTW)	A chem, n-capt, sep isotopes (DMatE47) genet (VanJ62a) parent Sb^{124m1} (VanJ62a)	e^- 0.021, 0.024 γ Sb L X-rays daughter radiations from Sb^{124m1}	Sb^{123} (n, p) (VanJ62a, DMatE57)
Sb^{125}	2.71 y (FlyK65a) 2.78 y (WyaE61) 2.6 y (KlehE60) 2.0 y (LazN56a) others (LeadG51a)	α β^- (CamG51) Δ -88.28 (MTW) σ_c <20 (GoldmDT64)	A chem (LivJ39) chem, n-capt (StanC51) daughter Sn^{125} (NelC50) parent Te^{125m} (FrieG48, KerB49)	β^- 0.61 max e^- 0.004, 0.030, 0.144, 0.395 γ Te X-rays, 0.176 (6%), 0.427 (31%), 0.463 (10%), 0.599 (24%, doublet), 0.634 (11%), 0.66 (3%, doublet) daughter radiations from Te^{125m}	Sn^{124} (n, γ) Sn^{125} (β^-) (SiegK49, FrieG48, StanC51)
Sb^{126}	12.5 d (DroB62) others (GrumW46, BarnJ51)	α β^- (DroB62) Δ -86.3 (MTW)	B chem, genet (DroB62) descendant Sn^{126} (DroB62)	β^- 1.9 max γ 0.41, 0.69 (complex, 3 γ rays)	fission, descendant Sn^{126} (DroB62)
Sb^{126}	19.0 m (DroB62) 19 m (FranI56a, FranI58)	α β^- (FranI56a) β^- , [IT] (DroB62)	B chem (FranI56a) chem, sep isotopes (FranI58) chem, genet (DroB62) daughter Sn^{126} (DroB62)	β^- 1.9 max γ 0.41, 0.67 (complex, 2 γ rays)	Te^{126} (n, p) (FranI56a, FranI58) fission, daughter Sn^{126} (DroB62)
Sb^{126}	9 h (BarnJ51)	α β^- (BarnJ51)	G chem, excit (BarnJ51) reassigned to Sb^{128} (DroB62)		fission (BarnJ51)
Sb^{127}	93 h (DroB62, SeiJ51b) 94 h (UhlJ62) 88 h (BosH57) 95 h (GrumW46) others (AbeP39)	α β^- (AbeP39) Δ -86.70 (MTW)	A chem, genet (AbeP39) chem, mass spect (UhlJ62) parent Te^{127} (AbeP39, GleL51h) parent Te^{127} (84%), parent Te^{127m} (16%) (BeydJ48) daughter 2.1 h Sn^{127} (BarnJ51, CarmH56, DroB62, HageE62) daughter 4 m Sn^{127} (HageE62, DroB62)	β^- 1.5 max γ 0.060, 0.25, 0.41, 0.46, 0.68, 0.77, 0.92, 1.10, 1.34 daughter radiations from Te^{127} , Te^{127m}	fission, daughter Sn^{127} (AbeP39, SteN51b, GrumW46, BarnJ51, DroB62, UhlJ62, KacS48)

Isotope Z A	Half-life	Type of decay ($\alpha, \beta, \gamma, \dots$); % abundance; Mass excess ($\Delta \approx M-A$), MeV ($C^{12} = 0$); Thermal neutron cross section (σ), barns	Class; Identification; Genetic relationships	Major radiations: approximate energies (MeV) and intensities	Principal means of production
$51\text{Sb}^?$	6.2 d (BosH57)	α (BosH57)	G chem (BosH57) activity is probably a mixture of Sb^{126} (12.5 d) and Sb^{127} (LHP)		fission (BosH57)
Sb^{128}	10.8 m (DMarP62) 10.1 m (DroB62) 10.3 m (FranI56, BrzJ63) 10.7 m (HageE62) others (UhlJ62, BarnJ51, BrzJ65)	α β^- (FranI55) Δ -84.7 (MTW)	A chem (FranI56) chem, sep isotopes, genet energy levels (HageE62) chem, mass spect (UhlJ62) daughter Sn^{128} (FranI55, DroB62, HageE62, UhlJ62, DMarP62)	β^- 2.6 max γ 0.320 (83%), 0.75 (200%, doublet), 1.07 (4%)	fission, daughter Sn^{128} (FranI55, DroB62, HageE62, UhlJ62, DMarP62) Te^{128} (n, p) (HageE62, BrzJ63)
Sb^{128}	8.6 h (UhlJ62) 8.9 h (DroB62) 9.6 h (FranI56, BrzJ65) 9.9 h (HageE62)	α β^- (FranI56)	A chem (FranI56) chem, sep isotopes, genet energy levels (HageE62) chem, mass spect (UhlJ62) descendant Sn^{128} (FranI56, DroB62) not descendant Sn^{128} (HageE62)	β^- 1 max γ 0.314, 0.53, 0.64, 0.75 (complex)	fission (FranI55, UhlJ62) Te^{128} (n, p) (HageE62)
Sb^{129}	4.3 h (UhlJ62) 4.2 h (DroB62, AbeP39, VasiI58)	α β^- (AbeP39) Δ -85 (MTW)	A chem, genet (AbeP39) chem, mass spect (UhlJ62) parent Te^{129} (AbeP39) daughter 9 m Sn^{129} , daughter 1.0 h Sn^{129} (HageE62)	β^- 1.87 max γ 0.073, 0.34, 0.460, 0.540, 0.81, 0.91, 1.04, 1.24 daughter radiations from Te^{129}	fission (AbeP39, Kats48, DroB62, HageE62, UhlJ62)
Sb^{130}	33 m (HageE62) 36 m (BrzJ63, BrzJ65) 37 m (DroB62) others (BarnJ62)	α β^- (BarnJ52) Δ -82 (MTW)	A chem, excit (fission yield) (BarnJ52) chem, sep isotopes (HageE62, BrzJ63) chem, genet energy levels (DroB62) not daughter Sn^{130} , lim 10% (DroB62)	γ 0.19, 0.33, 0.82 (complex), 0.94	Te^{130} (n, p) (HageE62, BrzJ63) fission (BarnJ52, DroB62)
Sb^{130}	7.1 m (HageE62) 6 m (DroB62) 10 m (BarnJ52) 12 m (BrzJ65)	α β^- (BarnJ52) Δ -82 (MTW)	A chem (PapA56, BarnJ52) chem, sep isotopes (HageE62, BrzJ63) chem, genet energy levels (DroB62) daughter Sn^{130} (PapA56, DroB62)	γ 0.20, 0.82 (complex), 1.03, 1.16	Te^{130} (n, p) (HageE62, BrzJ63) fission (BarnJ52, DroB62) daughter Sn^{130} (PapA56, DroB62)
Sb^{131}	26 m (CoopJ64, UhlJ62, DMarP62) 23 m (PapA51) others (CookG51)	α β^- (PapA51)	A chem, genet (PapA51, CookG51) parent Te^{131} , parent $\text{Te}^{131\text{m}}$ (PapA51, CookG51) parent Te^{131} (93%), parent $\text{Te}^{131\text{m}}$ (7%) (SaraD65) daughter Sn^{131} (PapA56)	γ 0.64 (37%), 0.95 (48%) daughter radiations from Te^{131} , $\text{Te}^{131\text{m}}$	fission (PapA51, CookG51, CoopJ64)
Sb^{132}	2.1 m (PapA56) others (AbeP39, CookG51)	α β^- (AbeP39)	B chem, genet (AbeP39) parent Te^{132} (AbeP39) daughter Sn^{132} (PapA56)		fission (AbeP39, PapA56, CookG51)
Sb^{133}	4.2 m (CookG51) 4.4 m (PapA51)	α β^- (PapA51)	B chem, genet (PapA51) parent $\text{Te}^{133\text{m}}$ (PapA51)		fission (PapA51, CookG51)
Sb^{134}	<1.5 s (BemC64)		F genet (activity not observed) (BemC64)		fission (BemC64)
$\text{Sb}^{134?}$	\approx 50 s (PapA51) 45 s (CookG51)	α β^- (PapA51)	G chem (PapA51) not ancestor I^{134} ; may be an isomer of Sb^{132} (BemC64)		fission (PapA51, CookG51)
Sb^{135}	2 s genet (BemC64)	α [β^-] (BemC64)	B chem, genet (BemC64) ancestor I^{135} (BemC64)		fission (BemC64)
52Te^{107}	2.2 s (MacrR65)	α (MacrR65)	B excit, cross bomb, sep isotopes (MacrR65)	α 3.28	Ru^{96} (O^{16} , 5n) (MacrR65)
Te^{108}	5.3 s (MacrR65)	α (MacrR65) [β^+ , EC], p (SiiA65)	B excit, cross bomb, sep isotopes (MacrR65, SiiA65)	α 3.08 p 2.6 (broad peak), 3.4, 3.7	Ru^{196} (O^{16} , 4n) (MacrR65, SiiA65)

Isotope Z A	Half-life	Type of decay (α , β); % abundance; Mass excess (Δ =M-A), MeV ($C^{12}=0$); Thermal neutron cross section (σ), barns	Class; Identification; Genetic relationships	Major radiations: approximate energies (MeV) and intensities	Principal means of production
^{52}Te (<113)	16 m (RhoA57)	α β^+ , [EC] (RhoA57)	F chem (RhoA57)		alphas on Sn (RhoA57)
Te^{115}	6.0 m (ReisR65) 6 m (SellI60a) 5-6 m (FinR61)	α β^+ $\approx 80\%$, EC $\approx 20\%$ (ReisR65) Δ -82.5 (ReisR65, MTW)	B chem, excit, sep isotopes, genet (SellI60a, ReisR65) parent Sb^{115} (SellI60a, ReisR65)	β^+ 2.8 max Y Sb X-rays, 0.511 (160%, γ^{\pm}), 0.72 (34%), 0.96 (6%), 1.08 (24%), 1.28 (32%), 1.38 (32%), 1.58 (6%) daughter radiations from Sb^{115}	Sn^{112} (α, n) (SellI60a, ReisR65)
$\text{Te}^{114,115?}$	1.4 h (RhoA57)	α β^+ , [EC] (RhoA57)	F chem (RhoA57) may be $\text{Te}^{116} + \text{Sb}^{116}$ (+ $\text{Te}^{117?}$) (LHP)	Y 0.10 (?), 0.12 (?), 0.511 (γ^{\pm}), 0.75, 1.0 (?), 1.3 (?)	alphas on Sn (RhoA57)
$\text{Te}^?$	8 h (RhoA57)	α	F chem (RhoA57)	Y 0.67	alphas on Sn (RhoA57)
Te^{116}	2.50 h (FinR61) others (LindnM48, KuzM58)	α EC, β^+ (?) (FinR61) β^+ (LindnM48) no α , lim $1 \times 10^{-7}\%$ (KarrM63) Δ -85.4 (MTW)	A chem (LindnM48) chem, mass spect (FinR61) parent Sb^{116} (FinR61) not parent Sb^{116m} (FinR61)	Y Sb X-rays, 0.094 e^- 0.063, 0.089 β^+ 0.44 max (?) daughter radiations from Sb^{116}	protons on Sb (FinR61, LindnM48, KuzM58)
Te^{117}	61 m (FinR61) 65 m (KhuD62) 66 m (VarN61, ButeF65a)	α EC 70%, β^+ 30% (FinR61, KhuD62) no α , lim 0.005% (KarrM63) Δ -85.1 (MTW)	A chem, mass spect (FinR61) parent Sb^{117} (FinR61) daughter 14.5 m I^{117} (ButeF65a)	β^+ 1.81 max Y Sb X-rays, 0.511 (60%, γ^{\pm}), 0.72 (65%), 0.93 (6%), 1.78 (9%) daughter radiations from Sb^{117}	Sn^{114} (α, n) (VarN61, KhuD62) protons on Sb (FinR61)
Te^{117}	1.9 h (ButeF65a)	α β^+ (ButeF65a)	E chem, decay charac (ButeF65a) daughter 14.5 m I^{117} (ButeF65a)	β^+ 1.7 max	daughter 14.5 m I^{117} (ButeF65a)
Te^{118}	6.00 d (FinR61) others (LindnM48, AndeG65)	α EC (LindnM48) no α , lim $2 \times 10^{-6}\%$ (KarrM63) Δ -88 (MTW)	A chem (LindnM48) chem, mass spect (FinR61) parent Sb^{118} (LindnM48, LindnM50a, FinR61) not parent Sb^{118m1} (FinR61) daughter I^{118} (ZaitN60a)	Y Sb X-rays daughter radiations from Sb^{118}	protons on Sb (FinR61) Sb^{121} ($d, 5n$) (LindnM48, LindnM50a)
Te^{119}	15.9 h (FinR61) others (ZaitN60, ZaitN60a, KocC60)	α EC (FinR61) β^+ 5% (KocC60) Δ -87.19 (MTW)	A chem, excit, sep isotopes (KocC60) chem, mass spect, genet (FinR61) parent Sb^{119} (FinR61) daughter I^{119} (ZaitN60, ZaitN60a)	β^+ 0.627 max Y Sb X-rays, 0.645 (85%), 0.70 (11%), 1.76 (3.6%) daughter radiations from Sb^{119}	Sb^{121} ($p, 3n$) (FinR61) Sn^{116} (α, n) (KocC60)
Te^{119m}	4.68 d (KantJ63) others (SorA60, FinR61, KocC60, ZaitN60, ZaitN60a, LindnM48)	α EC (LindnM48) β^+ $\leq 0.5\%$ (KantJ63) no α , lim $4 \times 10^{-5}\%$ (KarrM63) Δ -86.9 (LHP, MTW)	A chem, genet (LindnM48) chem, genet, mass spect (FinR61) parent Sb^{119} (LindnM48, LindnM50a, FinR61)	Y Sb X-rays, 0.153 (62%), 0.270 (25%), 0.92-1.14 (36%, complex), 1.221 (67%), 2.09 (4%) e^- 0.122, 0.133, 0.148, 0.240, 0.266 daughter radiations from Sb^{119}	Sb^{121} ($p, 3n$) (FinR61) Sb^{121} ($d, 4n$) (LindnM48, LindnM50) Sn^{116} (α, n) (KocC60)
Te^{120}		σ_c 0.089 (BaiK50) Δ -89.40 (MTW) 0.3 (to Te^{121}) 2.0 (to Te^{121m}) (GoldmDT64)			
Te^{121}	17 d (EdwJ46, ZaitN60a, BhaR63) others (BursS46)	α EC (EdwJ46) no β^+ , lim 0.1% (ChuY64) Δ -88.31 (MTW)	A chem, genet (EdwJ46, BursS46) daughter Te^{121m} (BursS46) daughter I^{121} (MarqL50)	Y Sb X-rays, 0.508 (18%), 0.573 (80%) e^- 0.007, 0.033, 0.543	Sb^{121} ($\alpha, 4n$) I^{121} (β^+) (MarqL50) Sb^{121} ($d, 2n$) (EdwJ46, AubR64) Sb^{121} (p, n) (EdwJ46, AubR64) Te^{120} (n, γ) (HillR49a, AubR64) daughter Te^{121m} (BursS46)

Isotope Z A	Half-life	Type of decay (α, β, γ); % abundance; Mass excess ($\Delta = M - A$), MeV ($C^{12} = 0$); Thermal neutron cross section (σ), barns	Class; Identification; Genetic relationships	Major radiations: approximate energies (MeV) and intensities	Principal means of production
$^{121}_{52}\text{Te}$	154 d (HillR51, BhaR63) 143 d (EdwJ46) 125 d (SeaG40) 140 d (CorkJ51f)	α IT 90%, EC 10% (ChuY64) $\beta^+ \approx 0.003\%$ (AubR64) $\Delta -88.01$ (LHP, MTW)	A chem, excit, cross bomb (SeaG40) chem, n-capt, sep isotopes (CorkJ51f) parent ^{121}Te (BursS46)	γ Te X-rays, Sb X-rays, 0.212 (82%), 1.10 (3%) e^- 0.007, 0.050, 0.077, 0.180 daughter radiations from ^{121}Te	^{121}Sb (d, 2n) (SeaG40, EdwJ46, AubR64) ^{121}Sb (p, n) (SeaG40, EdwJ46, AubR64) ^{120}Te (n, γ) (CorkJ51f, AubR64)
$^{122}_{52}\text{Te}$		% 2.46 (BaiK50) $\Delta -90.29$ (MTW) σ_c 2 (to ^{123}Te) 1 (to ^{123m}Te) (GoldmDT64)			
$^{123}_{52}\text{Te}$	$t_{1/2}$ (EC _K) 1.2×10^{13} y sp act (WatD62a) $t_{1/2}$ (EC) $> 10^{13}$ y sp act (HeiJ55)	α EC (WatD62a) % 0.87 (BaiK50) $\Delta -89.16$ (MTW) σ_c 400 (GoldmDT64)	B chem (WatD62a)	γ Sb X-rays	
$^{123m}_{52}\text{Te}$	117 d (AndeG65) 104 d (HillR51) 121 d (CorkJ51f)	α IT (HillR49a) $\Delta -88.92$ (LHP, MTW)	A chem, n-capt, sep isotopes (HillR49a)	γ Te X-rays, 0.159 (84%) e^- 0.057, 0.084, 0.127	^{122}Te (n, γ) (HillR49a, KatzR50, HammB51, CorkJ51f) ^{123}Sb (d, 2n) (KatzR50)
$^{124}_{52}\text{Te}$		% 4.61 (BaiK50) $\Delta -90.50$ (MTW) σ_c 2 (to ^{125}Te) 5 (to ^{125m}Te) (GoldmDT64)			
$^{125}_{52}\text{Te}$		% 6.99 (BaiK50) $\Delta -89.03$ (MTW) σ_c 1.5 (GoldmDT64)			
$^{125m}_{52}\text{Te}$	58 d (HillR51, AndeG65)	α IT (FrieG48) $\Delta -88.89$ (LHP, MTW)	A chem, genet (FrieG48) daughter ^{125}Sb (FrieG48, KerB49) not daughter ^{125}I , lim 0.05% (FrieG51a)	e^- 0.004, 0.030, 0.078, 0.105 γ Te X-rays, 0.035 (7%), 0.110 (0.3%)	daughter ^{125}Sb (FrieG48, KerB49) ^{124}Te (n, γ) (HillR49a)
$^{126}_{52}\text{Te}$		% 18.71 (BaiK50) $\Delta -90.05$ (MTW) σ_c 0.9 (to ^{127}Te) 0.1 (to ^{127m}Te) (GoldmDT64)			
$^{127}_{52}\text{Te}$	9.4 h (KniJD56, MajN63) 9.3 h (SeaG40, MangS62) 9.5 h (BonaG64)	α β^- (AbeP39) $\Delta -88.30$ (MTW)	A chem (TapG38, AbeP39) chem, excit, cross bomb (SeaG40) daughter ^{127m}Te (SeaG40, GleL51h, WilliRR51) daughter ^{127}Sb (84%) (AbeP39, GleL51h, BeydJ48)	β^- 0.70 max γ I X-rays, 0.058 (0.010%), 0.21 (0.03%, doublet), 0.360 (0.05%), 0.417 (0.3%)	^{126}Te (n, γ), daughter ^{127m}Te (SeaG40, SerL47b) fission (AbeP39, SeaG40, WilliRR48, GleL51h)
$^{127m}_{52}\text{Te}$	109 d (AndeG65) 105 d (KniJD56) 115 d (CorkJ51f) 90 d (SeaG40)	α IT 99.2%, β^- 0.8% (AubR65) IT 98%, β^- 2% (KniJD56) $\Delta -88.21$ (LHP, MTW)	A chem, excit, genet (SeaG40) parent ^{127}Te (SeaG40, GleL51h, WilliRR51) daughter ^{127}Sb (16%) (BeydJ48)	γ Te X-rays, 0.059 (0.19%), 0.089 (0.08%), 0.67 (0.004%) e^- 0.057, 0.084 β^- [0.73 max] daughter radiations from ^{127}Te	^{126}Te (n, γ) (HillR49a, SeaG40, SerL47b) fission (GrumW46, GleL51h, WilliRR48, GrumW48)
$^{128}_{52}\text{Te}$		% 31.79 (BaiK50) $\Delta -88.98$ (MTW) σ_c 0.14 (to ^{129}Te) 0.017 (to ^{129m}Te) (GoldmDT64)			

Isotope Z A	Half-life	Type of decay ($\alpha, \beta, \gamma, \dots$); % abundance; Mass excess ($\Delta = M - A$), MeV ($C^{12} = 0$); Thermal neutron cross section (σ), barns	Class; Identification; Genetic relationships	Major radiations: approximate energies (MeV) and intensities	Principal means of production
$^{129}_{52}\text{Te}$	68.7 m (BrzJ63, BrzJ65) 67 m (WafH48, MajN63) 72 m (SeaG40, BonaG64) 70 m (AbeP39, GleL51h, MangS62) 74 m (GravW56)	α β^- (SeaG40) Δ -87.02 (MTW)	A chem, excit (BotW39, SeaG40) daughter Te^{129m} (SeaG40, GrumW46, WilliRR51) daughter Sb^{129} (AbeP39)	β^- 1.45 max e 0.022, 0.026 γ I X-rays, 0.027 (19%), 0.275 (1.7%, doublet), 0.455 (15%), 0.81 (0.5%, complex), 1.08 (1.5%)	daughter Te^{129m} (SeaG40, GrumW46, WilliRR51) Te^{128} (n, γ) (MangS62, SeaG40, SerL47b) fission (AbeP39, HahO43a, GrumW46, WilliRR48, NoveT51a)
Te^{129m}	34.1 d (AndeG65) 33.5 d (CorkJ51f) 33 d (MajN63) 32 d (BrzJ65) others (SeaG40, NoveT51b, GravW56, WafH48)	α IT 64%, β^- 36% (DevaS64a) IT 68%, β^- 32% (AndeG62) Δ -86.92 (LHP, MTW)	A chem, genet (SeaG40) parent Te^{129} (SeaG40, GrumW46, WilliRR51)	β^- 1.60 max e 0.074, 0.102 γ Te X-rays, 0.69 (6%) daughter radiations from Te^{129}	Te^{128} (n, γ) (HillR49a, SeaG40, SerL47b) fission (HahO43a, GrumW46, WilliRR48, NoveT51b, PapA51a, GrumW48)
Te^{130}	$t_{1/2}$ ($\beta\beta$) 8×10^{20} y, Xe ratios, mass spect (TakaN65) 1×10^{21} y Xe ratios, mass spect (IngM50) others (FremJ52, SharmH53, FulH52)	% 34.49 (BaiK50) Δ -87.34 (MTW) σ_c 0.2 (to Te^{131}) 0.04 (to Te^{131m})			
Te^{131}	24.8 m (GeiK52) others (MangS62, SeaG40, AbeP39)	α β^- (SeaG40) Δ -85.16 (MTW)	A chem, excit (SeaG40) daughter Te^{131m} (AbeP39, SeaG40, WilliRR51) parent I^{131} (AbeP39, SeaG40, PapA51, CookG51, LivJ38e, HahO39c) daughter Sb^{131} (PapA51, CookG51, SaraD65)	β^- 2.14 max e 0.116, 0.144 γ I X-rays, 0.150 (68%), 0.453 (16%), 0.493 (5%), 0.603 (4%), 0.95 (3%, complex), 1.00 (4%, doublet), 1.147 (6%)	Te^{130} (n, γ) (SeaG40, SerL47b, GeiK52) daughter Te^{131m} (AbeP39, SeaG40, WilliRR51)
Te^{131m}	30 h (AbeP39, SeaG40)	α β^- 82%, IT 18% (BedeA61, DevaS65) β^- 78%, IT 22% (HebE55) Δ -84.98 (LHP, MTW)	A chem, genet (SeaG40) parent Te^{131} (AbeP39, SeaG40, WilliRR51) daughter Sb^{131} (CookG51, PapA51, SaraD65)	β^- 2.46 max (5%), 0.9 max e 0.048, 0.069, 0.149, 0.177 γ Te X-rays, I X-rays, 0.081 (2%), 0.102 (5%), 0.200 (8%), 0.241 (8%), 0.336 (9%), 0.78 (60%, complex), 0.85 (31%, doublet), 1.127 (13%), 1.206 (11%), 1.629 (3%), 1.860 (1%), 1.965 (2%) daughter radiations from Te^{131} I^{131}	Te^{130} (n, γ) (SeaG40, SerL47b) fission (SaraD65, AbeP39, HahO39c, KatcS51d, WilliRR51, PapA51a)
Te^{132}	77.7 h (PapA51a) 78 d (AndeG65) others (AbeP39, CheeG58, FleW56, HahO39b)	α β^- (AbeP39) Δ -85.21 (MTW)	A chem, genet (AbeP39) fission fragment range (KatcS48) parent I^{132} (AbeP39, HahO39c, HahO39b, NoveT51a, WinsW51) daughter Sb^{132} (AbeP39)	β^- 0.22 max e 0.020, 0.048, 0.197 γ I X-rays, 0.053 (17%), 0.230 (90%) daughter radiations from I^{132}	fission (AbeP39, HahO39a, HahO39b, PapA51a, KatcS48)
Te^{133}	12.5 m (PruS65)	α [β^-] (PruS65)	B chem, genet (PruS65) daughter Te^{133m} , parent I^{133} (PruS65)	γ 0.15, 0.31, 0.41, 0.73, 1.02, 1.33, 1.71, 1.85	fission, daughter Te^{133m} (PruS65, SaraD65)
Te^{133m}	50 m (FergJ62) 63 m (PapA52) 53 m (AlvT57) 60 m (AbeP39, WuC40)	α β^- 87%, IT 13% (AlvT57)	A chem, genet (AbeP39) parent 12.5 m Te^{133} (PruS65) daughter Sb^{133} (PapA51) ancestor I^{133} (AbeP39, HahO39c, SegE40, WuC40, WuC45, PapA51)	β^- 2.4 max e 0.303 γ Te X-rays, 0.31 (21%), 0.432 (50%), 0.47 (22%), 0.557 (35%), 0.63 (18%), 0.70 (24%), 0.754 (85%), 0.91 (57%), 1.01 (10%), 1.33, 1.71, 1.85 daughter radiations from I^{133} daughter radiations from Te^{133} included in above listing	fission (AbeP39, HahO39c, SegE40, WuC40, PapA51, KatcS48, SaraD65)
Te^{133}	2 m (PapA52)	α β^- (PapA52)	G chem, genet (PapA52) activity not observed (PruS65)		daughter Te^{133m} (PapA52)
Te^{134}	42 m (FergJ62) 44 m (PapA51a) 43 m (AbeP39)	α β^- (AbeP39)	A chem, genet (AbeP39) parent I^{134} (AbeP39, HahO39c, PapA51a) others (KatcS48, PolA40a)	γ I X-rays, 0.08 (13%), 0.17 (16%), 0.204 (21%), 0.262 (19%) daughter radiations from I^{134}	fission (KatcS48, HahO39c, AbeP39, PolA40a, PapA51a, FergJ62)

Isotope Z A	Half-life	Type of decay ($\alpha, \beta, \gamma, \dots$); % abundance; Mass excess ($\Delta \equiv M - A$), MeV ($C^{12}=0$); Thermal neutron cross section (σ), barns	Class; Identification; Genetic relationships	Major radiations: approximate energies (MeV) and intensities	Principal means of production
$^{135}_{52}\text{Te}$	<2 m (GleL51i, DodR40, KatcS51f)	β^- (DodR40)	E genet (DodR40) parent $^{135}_{52}\text{I}$ (GleL51i, KatcS51f)		fission (GleL51i, DodR40, KatcS51f)
$\text{Te}^?$	≈ 1 m (HahO43a)	β^- (HahO43a)	E chem (HahO43a)		fission (HahO43a)
$^{117}_{53}\text{I}$	7 m (AndeG65)	β^+ (AndeG65), [EC]	C mass spect, [chem] (AndeG65)	γ 0.16, 0.34, 0.522 (γ^\pm)	protons on La (AndeG65)
$^{117}_{54}\text{I}$	14.5 m genet (ButeF65a)	$[\beta^+]$ (ButeF65a)	F chem, genet (ButeF65a) parent 61 m $^{117}_{53}\text{I}$, parent 1.9 h $^{117}_{54}\text{Te}$ (ButeF65a)		protons on I (ButeF65a)
$^{118}_{54}\text{I}$	13.9 m (AndeG65) 17 m (ZaitN60a, ButeF65a) others (AagP57)	β^+ $\approx 54\%$, EC $\approx 46\%$ (AndeG65) $\Delta -81$ (ButeF65a, AndeG65, MTW)	B mass spect (AagP57) chem, genet (ZaitN60a) parent $^{118}_{54}\text{Te}$ (ZaitN60a) daughter $^{118}_{54}\text{Xe}$ (AndeG65)	γ Te X-rays, 0.511 (108%, γ^+), 0.55, 0.60, 1.15	protons on I (ZaitN60a, ButeF65a)
$^{119}_{54}\text{I}$	19.5 m (AndeG65) 18 m (RosG54) 21 m genet (ZaitN60, ZaitN60a) 19 m (AagP57) 26 m (ButeF65a)	β^+ 51%, EC 49% (AndeG65)	A chem (MarqL50) mass spect (AagP57) chem, genet (ZaitN60, ZaitN60a) parent $^{119}_{54}\text{Te}$ (ZaitN60, ZaitN60a) daughter $^{119}_{54}\text{Xe}$ (AndeG65)	γ Te X-rays, 0.26, 0.511 (102%, γ^\pm), 0.78 daughter radiations from $^{119}_{54}\text{Te}$, Sb^{119}	N^{14} on Pd (RosG54) protons on I (ZaitN60, ZaitN60a)
$^{120}_{54}\text{I}$	1.35 h (AndeG65) 1.30 h (ButeF65) 1.4 h (AagP57)	β^+ EC 54%, β^+ 46% (AndeG65) $\Delta -83.8$ (ButeF65, AndeG65, MTW)	A mass spect, chem (AagP57, AndeG65) chem, genet (ButeF65) daughter $^{120}_{54}\text{Xe}$ (ButeF65)	β^+ 4.0 max γ Te X-rays, 0.511 (92%, γ^\pm), 0.56, 0.62, 1.52	protons on I, daughter $^{120}_{54}\text{Xe}$ (ButeF65)
$^{120}_{55}\text{I}$	30 m (MarqL50, KuzM58a)	β^+ (MarqL50)	C chem (MarqL50, KuzM58a) activity not observed (AndeG65)		alphas on Sb (MarqL50) protons on I (KuzM58a)
$^{121}_{55}\text{I}$	2.12 h (AndeG65) 2.0 h (AagP57, ButeF65) 1.5 h (MathH54a, DroB52) 2.1 h (ZaitN60) 1.4 h (RosG54) 1.8 h (MarqL50, KuzM58a)	β^+ EC 91%, β^+ 9% (AndeG65) $\Delta -86.0$ (MTW)	A chem, genet (MarqL50) mass spect (AagP57) parent $^{121}_{55}\text{Te}$ (MarqL50) daughter $^{121}_{55}\text{Xe}$ (MathH54a, DroB52)	β^+ 1.2 max γ Te X-rays, 0.212 (90%), 0.27 (3%), 0.32 (6%), 0.511 (18%), γ^\pm	Sb^{121} (a, 4n) (MarqL50)
$^{122}_{55}\text{I}$	3.5 m (MathH54a) 3.4 m (DroB52) 3.6 m (YouJ51) 4 m (MarqL50)	β^+ (MarqL50), [EC] $\Delta -86.15$ (MTW)	A chem, excit (MarqL50) sep isotopes (YouJ51) daughter $^{122}_{55}\text{Xe}$ (TiIDE52, DroB52)	β^+ 3.1 max γ Te X-rays, 0.511 [130%, γ^\pm], 0.564, 0.69, 0.78	Sb^{121} (a, 3n) (MarqL50) Te^{122} (p, n) (YouJ51)
$^{123}_{55}\text{I}$	13.3 h (AndeG65) 13.0 h (MitA49a) 13 h (MarqL50, MathH54a, KuzM58a)	β^+ EC (MarqL50) no β^+ (MitA59) $\Delta -88$ (MTW)	A chem, excit (MarqL50) chem, sep isotopes (MitA49a) daughter $^{123}_{55}\text{Xe}$ (DroB52, MathH54a, TiIDE52)	γ Te X-rays, 0.159 (83%) e^- 0.127	Sb^{121} (a, 2n) (MarqL50, MitA49a, MitA59, GupR60b)
$^{124}_{55}\text{I}$	4.15 d (AndeG65) 4.2 d (DysN58, MitA59) 4.1 d (GirR59g) 4.0 d (LivJ38e) 4.5 d (MarqL50) 3.4 d (AagP57)	β^+ EC 74%, β^+ 26% (DysN58) EC 75%, β^+ 25% (GirR59g) EC 71%, β^+ 29% (MitA59) no β^- , lim 0.1% (MerC61) EC(K)/EC(L) 9 (MitA59) $\Delta -87.33$ (MTW)	A chem, excit, cross bomb (LivJ38e)	β^+ 2.14 max γ Te X-rays, 0.511 (50%, γ^\pm), 0.605 (67%), 0.644 (12%), 0.73 (14%), 1.37 (3%), 1.51 (4%), 1.69 (14%), 2.09 (2.0%), 2.26 (1.5%)	Sb^{121} (a, n) (MarqL50, LivJ38e) Sb^{123} (a, 3n) (MarqL50)
$^{125}_{55}\text{I}$	60.2 d (LeuH64, GleG64) 60.0 d (FrieG51a) 57.4 d (MatthC60) others (KuzM58a, ReidA46a)	β^+ EC, no β^+ (ReidA46a, GleL47) EC(L+M+...)/EC(K) 0.254 (LeuH64) $\Delta -88.88$ (MTW) σ_c 900 (GoldmDT64)	A chem (ReidA46a) chem, excit (GleL47) genet (BergI51c) daughter $^{125}_{55}\text{Xe}$ (BergI51c) not parent $^{125m}_{55}\text{Te}$, lim 0.05% (FrieG51a)	γ Te X-rays, 0.035 (7%) e^- 0.004, 0.030	Sb^{123} (a, 2n) (MarqL50) daughter $^{125}_{55}\text{Xe}$ (BergI51c) deuterons on Te (ReidA46a, GleL47, FleP58)

Isotope Z A	Half-life	Type of decay (α, β, γ); % abundance; Mass excess ($\Delta \approx M-A$), MeV ($C^{12}=0$); Thermal neutron cross section (σ), barns	Class; Identification; Genetic relationships	Major radiations: approximate energies (MeV) and intensities	Principal means of production
$^{53}_{126}\text{I}$	12.8 d (AndeG65) 13.3 d (PerlmM54) 13.0 d (LivJ38e) 13.1 d (MocD48, AagP57)	α EC 55%, β^- 44%, β^+ 1.3% (PerlmM54) EC 55%, β^- 44%, β^+ 1.2% (KoerL55) EC(K) 51% (EroJ57a) Δ -87.90 (MTW)	A chem (TapG38) chem, excit, cross bomb (LivJ38e)	β^- 1.25 max β^+ 1.13 max γ Te X-rays, 0.386 (34%), 0.667 (33%)	$\text{Sb}^{123}(\text{a}, \text{n})$ (LivJ38e, MarqL50) $\text{Te}^{125}(\text{d}, \text{n})$ (LivJ38e) $\text{Te}^{126}(\text{p}, \text{n})$ (DubL40a)
^{126}I	2.6 h (AagP57)		G mass spect (AagP57) activity not observed (NaraV65)		fission (AagP57)
^{127}I		% 100 (NierA37a) Δ -88.984 (MTW) σ_c 6.4 (GoldmDT64)			
^{128}I	24.99 m (HulO41) others (AagP57, LivJ38e)	α β^- 93.6%, EC 6.4% (BencN56) β^+ $3 \times 10^{-3}\%$ (LanghH61b) Δ -87.71 (MTW)	A chem, n-capt (AmaE35)	β^- 2.12 max γ Te X-rays, 0.441 (14%), 0.528 (1.4%), 0.743 (0.2%), 0.969 (0.3%)	$^{127}(\text{n}, \gamma)$ (AmaE35, TapG38, SerL47b, SiegK46c, OrsA49, HumV51)
^{129}I	1.7×10^7 y sp act (KatsS51k) others (PurB56)	α β^- (KatsS47) Δ -88.50 (MTW) σ_c 28 (GoldmDT64)	A chem, n-capt (KatsS47) chem, mass spect (KatsS51k)	β^- 0.150 max e^- 0.005, 0.034 γ Xe X-rays, 0.040 (9%)	fission (KatsS47, KatsS51k)
^{130}I	12.3 h (AndeG65) 12.5 h (AagP57) 12.6 h (LivJ38e)	α β^- (LivJ38e) Δ -86.89 (DaniH65, MTW) σ_c 18 (GoldmDT64)	A chem, cross bomb (LivJ38e) chem, mass spect (AagP57)	β^- 1.7 max (0.4%), 1.04 max γ 0.419 (35%), 0.538 (99%), 0.669 (100%), 0.743 (87%), 1.15 (12%)	$^{129}(\text{n}, \gamma)$ (SmiW59) $\text{Te}^{130}(\text{d}, 2\text{n})$ (LivJ38e) $\text{Te}^{130}(\text{p}, \text{n})$ (GarvH58b) $\text{Cs}^{133}(\text{n}, \text{a})$ (WuC40)
^{131}I	8.05 d (BurkL58, BarthR53, GleG64) 8.07 d (KeeJ58, SelH53) 8.06 d (LocE53) 8.14 d (SreJ51a) 8.04 d (SinW51)	α β^- (LivJ38e) Δ -87.441 (MTW) σ_c ≈ 0.7 (GoldmDT64)	A chem (LivJ38e) chem, genet (SeaG40) daughter Te^{131} (LivJ38e, AbeP39, HahO39c, SeaG40, PapA51, CookG51) parent $\text{Xe}^{131\text{m}}$ ($\approx 1\%$) (BrosA49, BergI50c)	β^- 0.806 max (0.6%), 0.606 max average β^- energy: 0.19 ion ch (CaswR52) e^- 0.046, 0.330 γ Xe X-rays, 0.080 (2.6%), 0.284 (5.4%), 0.364 (82%), 0.637 (6.8%), 0.723 (1.6%) daughter radiations from $\text{Xe}^{131\text{m}}$	fission (AbeP39, HahO39c, GrumW46, SulW51g, YafL47, GrumW48, FinB51c)
^{132}I	2.26 h (EmeE54) 2.34 h (AndeG65) 2.30 h (WahA55) 2.5 h (WillaD62) others (AagP57, AbeP39, HahO39b)	α β^- (AbeP39) Δ -85.71 (MTW)	A chem, genet (AbeP39) chem, mass spect (AagP57) daughter Te^{132} (AbeP39, HahO39c, HahO39b, NoveT51a, WinsW51)	β^- 2.12 max γ 0.24 (1%), 0.52 (20%, complex), 0.67 (144%, complex), 0.773 (89%), 0.955 (22%), 1.14 (6%, doublet), 1.28 (7%), 1.40 (14%, complex), 1.45 (1%), 1.91 (1.3%), 1.99 (1.3%)	daughter Te^{132} from fission (AbeP39, HahO39c, HahO39b, NoveT51a, WinsW51)
^{133}I	20.3 h (AndeG65) 20.8 h (KatsS53) 20.9 h (WahA55) 20.5 h (VasiI58) 22.4 h (PapA51a)	α β^- (AbeP39, HahO39c) Δ -85.9 (MTW)	A chem (AbeP39) chem, genet (WuC40) descendant $\text{Te}^{133\text{m}}$ (AbeP39, HahO39c, SegE40, WuC40, WuC45, PapA51) daughter ^{133}Te 12.5 m (FruS65) parent Xe^{133} (SegE40, WuC40, WuC45) parent $\text{Xe}^{133\text{m}}$ (2.4%) (ZelH51, KetB51a)	β^- 1.27 max γ 0.53 (90%) daughter radiations from Xe^{133} , $\text{Xe}^{133\text{m}}$	fission (AbeP39, HahO39c, SegE40, WuC40, PapA51, SulW51h, FinB51c, HolmG59)
^{134}I	52.0 m (AndeG65) 52.8 m (JohnN61) 52.5 m (PapA51a) 52.4 m (WahA55) others (AbeP39, AagP57)	α β^- (AbeP39) Δ -84.0 (MTW)	A chem (AbeP39) fission fragment range (KatsS48) chem, mass spect (AagP57) daughter Te^{134} (HahO39c, AbeP39, PapA51a)	β^- 2.43 max γ 0.135 (3%), 0.41 (8%, complex), 0.55 (8%), 0.61 (18%), 0.85 (95%), 0.89 (65%), 1.07 (1.4%), 1.15 (10%), 1.46 (4%), 1.62 (5%), 1.79 (5%)	fission (YafL47, HahO39c, AbeP39, PolA40a, PolA40, LidL49, KatsS51e, PapA51a, KatsS48, FinB51c)
^{135}I	6.68 h (PeaW47a) 6.7 h (GleL51i, KatsS51f) 6.8 h (WahA55) others (DodR40)	α β^- (WahA55) Δ -84 (MTW)	A chem, genet (DodR40, SegE40) parent $\text{Xe}^{135\text{m}}$ (30%), parent Xe^{135} (70%) (PeaW47a) daughter Te^{135} (GleL51i, KatsS51f) descendant Sb^{135} (BemC64) others (SegE40, DodR40, GotH40, WuC45, BallN51h, WuC40, FinB51c, AagP57)	β^- 1.4 max γ 0.42 (7%), 0.86 (11%), 1.04 (9%), 1.14 (37%), 1.28 (34%), 1.46 (12%), 1.72 (19%), 1.80 (11%) daughter radiations from $\text{Xe}^{135\text{m}}$, Xe^{135}	fission (SegE40, WuC40, DodR40, WuC45, PeaW47a, GleL51i, KatsS51f, FinB51c)

Isotope Z A	Half-life	Type of decay ($\alpha, \beta, \gamma, \dots$); % abundance; Mass excess ($\Delta = M - A$), MeV ($C^{12} = 0$); Thermal neutron cross section (σ), barns	Class; Identification; Genetic relationships	Major radiations: approximate energies (MeV) and intensities	Principal means of production
$^{136}_{53}\text{I}$	83 s (JohnN59) 86 s (StanlC49) others (StraF40)	β^- (StraF40) $\Delta -79.4$ (MTW)	B chem (StraF40) chem, decay charac (JohnN59)	β^- 7.0 max ($\approx 6\%$), 5.6 max γ 0.20 (12%), 0.27 (18%), 0.39 (19%), 1.32 (95%, complex), 2.3 (19%, complex), 2.63 (10%), 2.8 (8%), 3.2 (5%)	fission (StraF40, SeeW43, StanlC49, JohnN59)
$^{137}_{54}\text{Xe}$	22.0 s (n) (HugD48) 24.4 s (n) (PerloG59) 22.5 s (n) (RedW47) 19.3 s genet (SugaN49) others (CoxS58, KeeG57, SneA47a)	$\beta^-, \beta^- n$ ($\approx 6\%$) (LeviJ51)	A chem (StraF40) chem, genet (SeeW43, SugaN49) parent Xe^{137} (SeeW43, SugaN49)	n average energy 0.6 daughter radiations from Xe^{137}	fission (StraF40, SeeW43, RedW47, SugaN49, HugD48, PerloG59, SneA47a, SugaN47)
$^{138}_{54}\text{Xe}$	5.9 s (SugaN49) others (PerloG59, KeeG57)	β^- (SugaN49) n (KeeG57, PerloG59)	B chem, genet (SugaN49) ancestor Cs^{138} (SugaN49)		fission (SugaN49, PerloG59, KeeG57)
$^{139}_{54}\text{Xe}$	2.7 s (SugaN49) 2.0 s (PerloG59, CoxS58)	β^- (SugaN49) n (PerloG59, CoxS58)	B chem, genet (SugaN49) parent Xe^{139} , ancestor Ba^{139} (SugaN49)	daughter radiations from Xe^{139}	fission (SugaN49, CoxS58, PerloG59)
$^{118}_{54}\text{Xe}$	6 m (AndeG65)	β^+ , [EC] (AndeG65)	B chem, mass spect (AndeG65) parent I^{118} (AndeG65)	γ 0.05, 0.511 (γ^{\pm}) daughter radiations from I^{118}	protons on La (AndeG65)
$^{119}_{54}\text{Xe}$	6 m (AndeG65)	β^+ , [EC] (AndeG65)	B chem, mass spect (AndeG65) parent I^{119} (AndeG65)	γ [I X-rays], 0.10, 0.511 (γ^{\pm}) daughter radiations from I^{119}	protons on La (AndeG65)
$^{120}_{54}\text{Xe}$	40 m (AndeG65) 43 m (ButeF65)	[EC] (AndeG65)	A chem, mass spect (AndeG65) chem, genet (ButeF65) parent I^{120} (ButeF65)	γ I X-rays, 0.055, 0.073, 0.176, 0.76 daughter radiations from I^{120}	protons on I (ButeF65)
$^{121}_{54}\text{Xe}$	39 m (AndeG65) 40 m (DroB52, MoorR60, MathH54a) others (TilDE52, ButeF65)	β^+ (MathH54a), [EC] $\Delta -82.2$ (MTW)	A chem, genet (DroB52, TilDE52) chem, mass spect (AndeG65) parent I^{121} (MathH54a, DroB52)	β^+ 2.8 max γ [I X-rays], 0.080, 0.096, 0.132, 0.437, 0.511 (γ^{\pm}) daughter radiations from I^{121}	I^{127} (p, 7m) (TilDE52, DroB52, MoorR60)
$^{122}_{54}\text{Xe}$	20.1 h (AndeG65) 19.5 h (TilDE52) 18.5 h (MoorR60) 20.0 h (DroB52) 19 h (MathH54a)	β^- EC (MathH54a)	A chem, genet (TilDE52, DroB52, MathH54a) chem, mass spect (AndeG65) parent I^{122} (TilDE52, DroB52)	γ I X-rays, 0.060, 0.090, 0.110, 0.148, 0.180, 0.345 e^- 0.058, 0.116 daughter radiations from I^{122}	I^{127} (p, 6n) (TilDE52, DroB52)
$^{123}_{54}\text{Xe}$	2.08 h (AndeG65) 1.85 (MoorR60, ButeF65) 1.8 h (MathH54a, Preil62) 1.7 h (DroB52) 2.1 h (TilDE52)	β^- EC, β^+ (MathH54a) $\Delta 85$ (MTW)	A chem, genet (TilDE52, DroB52, MathH54a) chem, mass spect (AndeG65) parent I^{123} (TilDE52, DroB52, MathH54a) daughter Cs^{123} (MathH54a, MathH54, Preil62)	β^+ 1.51 max e^- 0.115, 0.144, 0.295 γ I X-rays, 0.090, 0.110, 0.149, 0.178, 0.329, 0.511 (γ^{\pm}), 0.68, 0.90, 1.10 daughter radiations from I^{123}	I^{127} (p, 5n) (TilDE52, DroB52, MathH54a)
$^{124}_{54}\text{Xe}$		% 0.096 (NierA50a) $\Delta -87.5$ (MTW) σ_c 110 (GoldmDT64)			
$^{125}_{54}\text{Xe}$	16.8 h (AndeG65) 18.0 h (BergI52) 17 h (MoorR60) 20 h (AndeDL50)	β^- EC, no β^+ (BergI51c, AndeDL50) $\Delta -87$ (MTW)	A chem, sep isotopes (AndeDL50) chem, mass spect (BergI51c) parent I^{125} (BergI51c) daughter Cs^{125} (MathH54)	γ I X-rays, 0.055, 0.188, 0.242 e^- 0.022, 0.050, 0.154, 0.182, 0.209 daughter radiations from I^{125}	I^{127} (p, 3n) (MoorR60) Xe^{124} (n, γ) (BergI51c)
$^{125\text{m}}_{54}\text{Xe}$	55 s (MathH54) 60 s (MoorR60)	β^- IT (?) (MathH54)	B genet (MathH54) daughter Cs^{125} ($\approx 0.1\%$) (MathH54)	γ [Xe X-rays], 0.075, 0.111	daughter Cs^{125} (MathH54) I^{127} (p, 3n) (MoorR60)
$^{126}_{54}\text{Xe}$		% 0.090 (NierA50a) $\Delta -89.15$ (MTW) σ_c ≈ 2 (GoldmDT64)			

Isotope Z A	Half-life	Type of decay ($\alpha, \beta, \gamma, \dots$); % abundance; Mass excess ($\Delta=M-A$), MeV ($C^{12}=0$); Thermal neutron cross section (σ), barns	Class; Identification; Genetic relationships	Major radiations: approximate energies (MeV) and intensities	Principal means of production
$^{127}_{54}\text{Xe}$	36.41 d (BaleS54) others (BresM64, ForR58, CreEC40a, ArteK50, BergI51)	α EC, no β^+ (MathH55a, ForR58) Δ -88.54 (WintG65a, MTW)	A chem (CreEC40a) chem, sep isotopes (ArteK50) mass spect (BergI51a) daughter Cs^{127} (FinR50a)	γ I X-rays, 0.058 (1.4%), 0.145 (4.2%), 0.172 (22%), 0.203 (65%), 0.375 (20%) e^- 0.024, 0.112, 0.139, 0.170, 0.198	I^{127} (p,n) (CreEC40a, MathH55a, ForR58) I^{127} (d, 2n) (BaleS54, ForR58) Xe^{126} (n, γ) (CamM44, BergI51a)
Xe^{127m}	75 s (CreEC40a)	α IT (CreEC40a, MathH54)	B chem (CreEC40a) genet (MathH54) daughter Cs^{127} (0.01%) (MathH54)	γ Xe X-rays, 0.125, 0.175	I^{127} (p,n) (CreEC40a) daughter Cs^{127} (MathH54)
Xe^{128}		% 1.919 (NierA50a) Δ -89.85 (MTW) σ_c <5 (GoldmDT64)			
Xe^{129}		% 26.44 (NierA50a) Δ -88.692 (MTW) σ_c 25 (GoldmDT64)			
Xe^{129m}	8.0 d (BergI51a)	α IT (BergI51a) Δ -88.456 (LHP, MTW)	A chem, mass spect (BergI51a)	γ Xe X-rays, 0.040 (9%), 0.197 (6%) e^- 0.005, 0.034, 0.162, 0.191	Xe^{128} (n, γ) (BergI51a)
Xe^{130}		% 4.08 (NierA50a) Δ -89.88 (MTW) σ_c <5 (GoldmDT64)			
Xe^{131}		% 21.18 (NierA50a) Δ -88.411 (MTW) σ_c 85 (GoldmDT64)			
Xe^{131m}	11.8 d (AndeG65) 12.0 d (BergI50c, PerlmM53) others (BrosA49, CamM44)	α IT (BrosA49, CamM44) Δ -88.247 (LHP, MTW)	A chem (CamM44) chem, genet (BrosA49) mass spect (BergI50c) daughter I^{131} ($\approx 1\%$) (BrosA49, BergI50c) not daughter Cs^{131} (CanR51b, SaraB54)	γ Xe X-rays, 0.164 (2%) e^- 0.129, 0.159	Xe^{130} (n, γ) (CamM44, BergI50c)
Xe^{132}		% 26.89 (NierA50a) Δ -89.272 (MTW) σ_c 0.2 (to Xe^{133}) <5 (to Xe^{133m}) (GoldmDT64)			
Xe^{133}	5.270 d (MacnJ50) 5.4 d (BergI52)	α β^- (DodR40) Δ -87.73 (MTW) σ_c 190 (GoldmDT64)	A chem (LangsA39, DodR40, SegE40) chem, excit (WuC40) mass spect (ThodH47, ThuS49) daughter I^{133} (SegE40, WuC40, WuC45)	β^- 0.346 max e^- 0.045, 0.075 γ Cs X-rays, 0.081 (37%)	fission (SegE40, DodR40, WuC40, BornH43a, WuC45, ThodH47, BehH51, EngeD51b) Xe^{132} (n, γ) (RieW43, AlvT58, ThieP62, BrowF61)
Xe^{133m}	2.26 d (ErmpP61) 2.35 d (BergI52) 2.1 d (KetB51a) others (BergI51b)	α IT (KetB50a) Δ -87.50 (LHP, MTW)	A chem (KetB50a) mass spect (BergI51b) daughter I^{133} (2.4%) (ZelH51, KetB51a)	γ Xe X-rays, 0.233 (14%) e^- 0.198, 0.227 daughter radiations from Xe^{133}	fission (KetB51a, BergI50b) Xe^{132} (n, γ) (BergI51b, ErmpP61)
Xe^{134}		% 10.4 (NierA50a) Δ -88.121 (MTW) σ_c 0.2 (to Xe^{135}) <5 (to Xe^{135m}) (GoldmDT64)			

Isotope Z A	Half-life	Type of decay ($\alpha, \beta, \gamma, \dots$); % abundance; Mass excess ($\Delta = M - A$), MeV ($C^{12} = 0$); Thermal neutron cross section (σ), barns	Class; Identification; Genetic relationships	Major radiations: approximate energies (MeV) and intensities	Principal means of production
$^{135}_{54}\text{Xe}$	9.14 h (AndeG65) 9.13 h (BrowF53) 9.19 h mass spect (ClarW64) 9.2 h (NewA51, HoaE51c, BergI52, GleL51i) others (RieW43, DodR40, WuC40, ClanE41)	α β^- (SegE40) Δ -86.6 (MTW) σ_c 2.7×10^6 (GoldmDT64)	A chem (SegE40, DodR40) chem, excit (WuC40) mass spect (ThuS49) daughter I^{135} (70%) (PeaW47a) daughter Xe^{135m} (WuC45) parent Cs^{135} (SugaN49a) others (SegE40, DodR40, GotH40, RieW43, ClanE41, SeeW43a, BehH51)	β^- 0.92 max e 0.214 γ 0.250 (91%), 0.61 (3%)	Xe^{134} (n, γ) (RieW43) fission (SegE40, DodR40, BehH51) Ba^{138} (n, α) (WuC40, SeeW43a, WuC45)
Xe^{135m}	15.6 m (KotK60, RieW43) 15.8 m (AlvT60) 15.3 m (PeaW47a) others (NoveT51c)	α IT (WuC45) no β^- , lim 10% (AlvT60) Δ -86.1 (MTW, LHP)	A chem, genet (GotH40, WuC45) daughter I^{135} (30%) (PeaW47a) parent Xe^{135} (WuC45) others (GotH40, WuC45, RieW46, SeeW43a, ThodH47)	γ Xe X-rays, 0.527 (80%) e 0.493, 0.522 daughter radiations from Xe^{135}	daughter I^{135} (PeaW47a, GotH40, WuC45, AlvT60) Xe^{134} (n, γ) (RieW43) fission (GotH40, WuC45, ThodH47, KotK60, AlvT60) Ba^{138} (n, α) (SeeW43a)
Xe^{136}		% 8.87 (NierA50a) Δ -86.42 (MTW) σ_c 0.15 (GoldmDT64)			
Xe^{137}	3.9 m (SugaN49, OnegR64, HolmGB63) 3.8 m (SeeW43) 3.4 m (RieW43)	α β^- (SeeW43) Δ -82.8 (MTW)	A chem (SeeW43) mass spect (ThuS49) daughter I^{137} (SeeW43, SugaN49) parent Cs^{137} (TurA51, GleL51k)	β^- 4.1 max γ 0.455 (33%)	Xe^{136} (n, γ) (RieW43, SeeW43a, SugaN49) fission (SeeW43, SugaN49, GleL51k)
Xe^{138}	17.5 m (OckD62) 14.0 m (ClarW64) 17 m (GlasG40) others (HahO40, AndeG65)	α β^- (HahO39c) Δ -80.9 (NDS, MTW)	A chem (HahO39c) mass spect (ThuS49) parent Cs^{138} (HahO39c, HahO40, GlasG40, SeeW43a)	β^- 2.4 max γ 0.16 (\uparrow 33), 0.26 (\uparrow 100), 0.42 (\uparrow 40), 0.51 (\uparrow 8), 1.78 (\uparrow 66), 2.02 (\uparrow 58) daughter radiations from Cs^{138}	fission (HahO39c, HahO40, GlasG40, SeeW43a, ThuS49, ThuS55, NasS55)
Xe^{139}	43 s (OckD62) 41 s (DilC51a)	α β^- (HahO39c, HeyF39) Δ -76.5 (MTW)	A chem, genet (HahO39c, HeyF39) daughter I^{139} (SugaN49) parent Cs^{139} (HahO39c, HeyF39, HahO40a, HahO40) ancestor Ba^{139} (HahO39c, HeyF39, DilC51a)	γ 0.18 (\uparrow 41), 0.22 (\uparrow 100), 0.30 (\uparrow 57), 1.15 (\uparrow 23) daughter radiation from Cs^{139}	fission (HahO39c, HeyF39, HahO40a, HahO40, SugaN49, DilC51a, OckD62)
Xe^{140}	16.0 s (DilC51a) 10 s (OveR51) \approx 15 s (OckD62) others (HahO40a)	α β^- (HahO40)	A chem, genet (HahO40) ancestor Ba^{140} (HahO40, DilC51, DilC51a, OveR51, BradE51)	γ 0.13 daughter radiations from Cs^{140}	fission (HahO40a, HahO40, DilC51, DilC51a, OveR51, BradE51, OckD62)
Xe^{141}	1.7 s (KatsS46, OveR51) 3 s (DilC51a)	α β^- (BradE51)	B chem, genet (BradE51) ancestor La^{141} (BradE51) ancestor Ce^{141} (DilC51, DilC51a, OveR51) ancestor Ba^{141} (BradE51, OveR51, DilC51a)		fission (BradE51, DilC51, DilC51a, OveR51)
Xe^{142}	\approx 1.5 s (WolfsK60)	α [β^-] (WolfsK60)	B chem, genet (WolfsK60) ancestor La^{142} (WolfsK60)		fission (WolfsK60)
Xe^{143}	1.0 s (DilC51a)	α β^- (BradE51)	B chem, genet (BradE51) ancestor Ce^{143} (BradE51, DilC51a)		fission (DilC51a, BradE51)
Xe^{144}	\approx 1 s (DilC51a)	α β^- (DilC51)	B chem, genet (DilC51) ancestor Ce^{144} (DilC51, DilC51a)		fission (DilC51, DilC51a)
$^{123}_{55}\text{Cs}$	8.0 m (PreiI62) 6 m (MathH54)	α β^+ (MathH54), [EC]	B chem, genet (MathH54, PreiI62) parent Xe^{123} (MathH54, MathH54a, PreiI62) daughter Ba^{123} (PreiI62)		In^{115} (C^{12} , 4n) (PreiI62) I^{127} (α , 8n) (MathH54)

Isotope Z A	Half-life	Type of decay (α, β, γ); % abundance; Mass excess ($\Delta \approx M-A$), MeV ($C^{12}=0$); Thermal neutron cross section (σ), barns	Class; Identification; Genetic relationships	Major radiations: approximate energies (MeV) and intensities	Principal means of production
$^{125}_{55}\text{Cs}$	45 m (MathH54) 49 m (PreiI62)	α EC 51%, β^+ 49% (FrieG62) Δ -84 (MTW)	A chem, mass spect (MathH54, MicM54) parent Xe 125m ($\approx 0.1\%$), parent Xe 125 (MathH54) daughter Ba 125 (PreiI62) [descendant La 125] (PreiI63)	β^+ 2.05 max e $^-$ 0.077, 0.107 γ Xe X-rays, 0.112, 0.511 (98%, γ^\pm) daughter radiations from Xe 125 Xe 125m	I^{127} ($\alpha, 6n$) (MathH54) In 115 ($N^{14}, 4n$) Ba 125 (β^+) (PreiI62)
$^{126}_{55}\text{Cs}$	1.6 m (KalkM54)	α β^+ 82%, EC 18% (KalkM54) Δ -84.4 (MTW)	A chem, mass spect (KalkM54) daughter Ba 126 (KalkM54)	β^+ 3.8 max γ Xe X-rays, 0.386 (38%), 0.511 (164%, γ^\pm)	daughter Ba 126 (KalkM54)
$^{127}_{55}\text{Cs}$	6.2 h (MathH54, PreiI63) 6.1 h (MicM54, NijG55) 5.5 h (FinR50a)	α EC 96.5%, β^+ 3.5% (FrieG62) Δ -86.4 (MTW, WintG65a)	A chem, mass spect (FinR50a, MicM54) parent Xe 127 (FinR50a) parent Xe 127m (0.01%) (MathH54) daughter Ba 127 (LindnM52, PreiI62) descendant La 127 (YafL63)	γ Xe X-rays, 0.125 (10%), 0.406 (72%), 0.511 (7%, γ^\pm) e $^-$ 0.090, 0.119, 0.371 β^+ 1.08 max daughter radiations from Xe 127	I^{127} ($\alpha, 4n$) (FinR50a, MicM54, MathH54)
$^{128}_{55}\text{Cs}$	3.8 m (LindnM52) 3.9 m (WapA53a) 3.5 m (FinR53) 2.5 m (MurA55)	α β^+ $\approx 51\%$, EC $\approx 49\%$ (JhaS61) β^+ 75%, EC 25% (HollaJ55) Δ -85.92 (MTW)	B chem, genet (FinR51) daughter Ba 128 (FinR51, LindnM52, HollaJ55) descendant La 128 (YafL63)	β^+ 2.9 max e $^-$ 0.407 γ Xe X-rays, 0.441 (27%), 0.511 110%, γ^\pm , 0.528, 0.576, 0.97 (1%), 1.12 (1%) See also γ 's of Ba 128	daughter Ba 128 (FinR51, LindnM52, HollaJ55)
$^{129}_{55}\text{Cs}$	32.1 h (SheraE65) 30.7 h (NijG55) 31 h (FinR50a)	α EC, no β^+ (FinR50a) Δ -88 (MTW)	A chem, mass spect (FinR50a, MicM54) daughter Ba 129 (ThomC50, FinR50)	γ Xe X-rays, 0.040 (2%), 0.280 (3%), 0.320 (4%), 0.375 (48%), 0.416 (25%), 0.550 (5%) e $^-$ 0.005, 0.034, 0.057, 0.336, 0.376	I^{127} ($\alpha, 2n$) (FinR50a, JhaS60a, NierW58) daughter Ba 129 (ThomC50, FinR50)
$^{130}_{55}\text{Cs}$	30 m (SmiA52a, MicM54) others (FinR50a)	α β^+ , EC, β^- (β^+/β^- 27.5) (SmiA52a) Δ -86.89 (MTW)	A chem, excit (SmiA52a) chem, mass spect (MicM54)	β^+ 1.97 max β^- 0.442 max γ Xe X-rays, 0.511 (γ^\pm)	I^{127} (α, n) (FinR50a, SmiA52a, NierW58)
$^{131}_{55}\text{Cs}$	9.70 d (GleG64) 9.69 d (LarN60) others (LyoW63, YafL49, KatcS47a, YuF49, KondE50, JosB60)	α EC, no β^+ (FinB47, CanR51b, KondE50) Δ -88.06 (MTW)	A chem, genet (KatcS47a) chem, mass spect (KarrD49) daughter Ba 131 (KatcS47a, YuF47, YafL49, CanR51b) not parent Xe 131m (CanR51b, SaraB54)	γ Xe X-rays	Ba 130 (n, γ) Ba 131 (EC) (KatcS47a, YuF47, YafL49, CanR51b)
$^{132}_{55}\text{Cs}$	6.59 d (DeaP64) 6.54 d (RobiR62a, TayH63) 6.48 d (WhyG60) others (CamM44)	α EC 97%, β^+ 0.6%, β^- 2% (RobiR62a, TayH63) β^+ 1.2% (JhaS61b) Δ -87.19 (MTW)	A chem, excit (CamM44) genet energy levels (BhaK56, RobiR62a)	β^+ 0.40 max β^- [0.7 max] γ Xe X-rays, 0.48 (4%, complex), 0.668 (99%), 1.138 (0.5%), 1.320 (0.6%)	Cs 133 (p, pn) (JhaS61b, RobiR62a, TayH63) Xe 132 (p, n) (NierW58) Cs 133 ($n, 2n$) (CamM44, LangeL51a)
$^{133}_{55}\text{Cs}$		% 100 (NierA37a, WhiF56) Δ -88.16 (MTW) σ_c 28 (to Cs 134) 2.6 (to Cs 134m) (GoldmDT64)			
$^{134}_{55}\text{Cs}$	2.046 y (DieL63) 2.05 y (EasH60) 1.99 y (FlyK65a) 2.07 y (WyaE61, GeiKW57) 2.19 y (MerW57) 2.26 y (EdwJ58) others (BayJ58, GleL51m, KalbD40, ScheiH38, SerL47b)	α β^- (KalbD40) no EC, lim 1% (KeiG55) no β^+ , lim 0.009% (MimW51) Δ -86.79 (MTW) σ_c 136 (GoldmDT64)	A n-capt (AlexK38) chem, n-capt, excit (KalbD40)	β^- 0.662 max γ 0.57 (23%, complex), 0.605 (98%), 0.796 (99%, complex), 1.038 (1.0%), 1.168 (1.9%), 1.365 (3.4%)	Cs 133 (n, γ) (AlexK38, ScheiH38, KalbD40, SerL47b)
$^{134m}_{55}\text{Cs}$	2.895 h (KeiB61) 2.91 h (BaeA60, WarH64) others (SlaH45, KalbD40, SerL47b)	α IT (Goldm48a, CaldR50) β^- $\approx 1\%$ (KeiG55) Δ -86.65 (MTW, LHP)	A chem, n-capt (AmaE35, MLenJ35a) chem, excit, n-capt (KalbD40)	γ Cs X-rays, 0.128 (14%) e $^-$ 0.005, 0.009, 0.092, 0.122 β^- 0.55 max	Cs 133 (n, γ) (AmaE35, MLenJ35a, KalbD40, SerL47b)

Isotope Z A	Half-life	Type of decay ($\alpha, \beta, \gamma, \dots$); % abundance; Mass excess ($\Delta \approx M - A$), MeV ($C^{12} = 0$); Thermal neutron cross section (σ), barns	Class; Identification; Genetic relationships	Major radiations: approximate energies (MeV) and intensities	Principal means of production
$^{135}_{55}\text{Cs}$	3.0×10^6 y sp act (ZelH49) 2.1×10^6 y yield (SugaN49a)	β^- (SugaN49a) Δ -87.8 (MTW) σ_c 8.7 (GoldmDT64)	A chem, genet (SugaN49a) chem, mass spect (IngM49) daughter Xe^{135} (SugaN49a)	β^- 0.21 max Y no γ	daughter Xe^{135} (SugaN49a) fission (ZelH49)
$^{135m}_{55}\text{Cs}$	53 m (WarhH62, HalleI64)	β^- IT (WarhH62) Δ -86.6 (MTW, LHP)	A chem, sep isotopes, cross bomb, crit abs (WarhH62) chem, mass spect (HalleI64)	Y Cs X-rays, 0.781 (100%), 0.840 (96%) e 0.745, 0.775, 0.804	Xe^{134} (d, n) (WarhH62) Xe^{132} (a, p) (WarhH62) Ba^{135} (n, p) (WarhH62) protons on Ba (HalleI64)
$^{136}_{55}\text{Cs}$	13.7 d (GleL49) 12.9 d (OlsJ54a) 13.5 d (WilleR60)	β^- (GleL51j) Δ -86.6 (LHP, MTW)	A chem (GleL46, GleL51j) chem, excit (GleL49) chem, mass spect (OlsJ54a)	β^- 0.657 max (7%), 0.341 max e 0.116, 0.126, 0.158, 0.302 Y Ba X-rays, 0.067 (11%), 0.086 (6%), 0.16 (36%, complex), 0.273 (18%), 0.340 (53%), 0.818 (100%), 1.05 (82%), 1.25 (20%) daughter radiations from Ba^{136m} included in above listing	La^{139} (n, a) (CamM44, GleL49, BernsH61) Ba^{138} (d, a) (GirR59, GrabZ60b)
$^{137}_{55}\text{Cs}$	30.0 y (weighted average by FlyK65) 29.7 y (GorbS63) 30.4 y mass spect (FarrH61, DieL63) 29.2 y mass spect (RideB63) 30.0 y sp act, mass spect (BrowF55) others (FlyK65, FleD62a, WileDM55a, GlazM61, WileDR53, GleL51j)	β^- (MelhM41) Δ -86.9 (MTW) σ_c 0.11 (GoldmDT64)	A chem, genet (MelhM41) chem, mass spect (HaydR46a, IngM49) daughter Xe^{137} (TurA51, GleL51k) parent Ba^{137m} (TownJ48)	β^- 1.176 max (7%), 0.514 max e 0.624, 0.656 Y Ba X-rays, 0.662 (85%) daughter radiations from Ba^{137m} included in above listing	fission (HaydR48, IngM49, GleL51j, GrumW48, FinB51c)
$^{138}_{55}\text{Cs}$	32.2 m (BarthR56) 32.1 m (BunkM56) others (GlasG40, WilleR60, EvaHB51, AteA39, HahO39a, GleL51k, OckD62, LangeL53a)	β^- (HahO39c) Δ -83.7 (NDS, MTW)	A chem (HahO39c, HeyF39) chem, mass spect (ThuS49) descendant I^{138} (SugaN49) daughter Xe^{138} (HahO39c, HahO40, GlasG40, SeeW43a)	β^- 3.40 max Y 0.463 (23%), 0.55 (8%), 1.01 (25%), 1.426 (73%), 2.21 (18%), 2.63 (9%)	fission (HahO39c, HahO40a, HeyF39, HahO40, BunkM56) Ba^{138} (n, p) (WilleR60, SeeW43a)
$^{139}_{55}\text{Cs}$	9.5 m (SugaN50, ZheE63) others (AteA39, HeyF39, OckD62, HahO40)	β^- (HahO39c) Δ -81.1 (MTW)	A chem, genet (HahO39c, HeyF39) daughter Xe^{139} (HahO39c, HeyF39, HahO40a, HahO40) parent Ba^{139} (HahO39c, HeyF39, HahO40a, HahO40, SugaN50)	Y 0.50, 0.63, 0.80, 1.28 (strong), 1.65 (complex), 1.90, 2.08 daughter radiations from Ba^{139}	fission (HahO39c, HeyF39, HahO40a, AteA39, SugaN50, HahO40a, HahO40, AksV62, ZheE63, OckD62)
$^{140}_{55}\text{Cs}$	66 s (SugaN50) 63 s (ZheE63)	β^- (HahO40) Δ -77 (MTW)	A chem (HahO40) chem, genet (SugaN50) parent Ba^{140} (SugaN50)	Y 0.59, 0.88, 1.14, 1.62, 1.85, 2.06, 2.32, 2.72, 3.15	fission (HahO40, SugaN50, ZheE63)
$^{141}_{55}\text{Cs}$	24 s (FritK62a) 25 s (WahA62)	$[\beta^-]$ (BradE51)	A chem, genet (WahA62, FritK62a) parent Ba^{141} (WahA62, HahO42a) ancestor Ce^{141} (FritK62a)		fission (BradE51, DilC51a, OveR51, WahA62, FritK62a)
$^{142}_{55}\text{Cs}$	2.3 s (FritK62a) others (WahA62, HahO42a)	$[\beta^-]$ (FritK62a)	B chem, genet (FritK62a) ancestor La^{142} (FritK62a)		fission (FritK62a)
$^{143}_{55}\text{Cs}$	2.0 s (FritK62a)	$[\beta^-]$ (BradE51)	B genet (BradE51) chem, genet (FritK62a) ancestor La^{143} (FritK62a)		fission (BradE51, DilC51a)
$^{144}_{55}\text{Cs}$	short (DilC51, DilC51a)	$[\beta^-]$ (DilC51)	F genet (DilC51) [descendant Xe^{144} , ancestor Ce^{144}] (DilC51)		descendant Xe^{144} from fission (DilC51, DilC51a)
$^{123}_{56}\text{Ba}$	2.0 m (PreiI62)	$[\beta^+, \text{EC}]$ (PreiI62)	B chem, cross bomb, genet (PreiI62) parent Cs^{123} (PreiI62)		O^{16} on In, Sn (PreiI62) N^{14} on In (PreiI62) C^{12} on Sn (PreiI62)

Isotope Z A	Half-life	Type of decay (α, β, \dots); % abundance; Mass excess ($\Delta = M - A$), MeV ($C^{12}=0$); Thermal neutron cross section (σ), barns	Class; Identification; Genetic relationships	Major radiations: approximate energies (MeV) and intensities	Principal means of production
${}_{56}\text{Ba}^{125}$	6.5 m (PreiI62)	α [EC, β^+] (PreiI62)	B chem, cross bomb, genet (PreiI62) parent Cs^{125} (PreiI62)		In^{115} (N^{14} , 4n) C^{12} on Sn, O^{16} on In (PreiI62)
Ba^{126}	97 m (KalkM54) 103 m (PreiI62)	α EC (KalkM54)	A chem, genet (KalkM54) chem, cross bomb (PreiI62) parent Cs^{126} (KalkM54) daughter La^{126} (PreiI63, ShelR61)	γ 0.23 (\uparrow 100), 0.70 (\uparrow 33), 0.9 (weak) daughter radiations from Cs^{126}	In^{115} (N^{14} , 3n) (KalkM54, PreiI62) C^{12} , O^{16} on Sn (PreiI62)
Ba^{127}	10.0 m genet (PreiI62) 12 m (KalkM54, LindnM52)	α β^+ (LindnM52), [EC] Δ -83 (MTW)	A chem, genet (LindnM52) chem, genet, cross bomb (PreiI62) parent Cs^{127} (LindnM52, PreiI62) daughter La^{127} (PreiI63)		O^{16} , N^{14} on In; C^{12} , O^{16} on Sn (PreiI62) Cs^{133} (d, 8n) (LindnM52)
Ba^{128}	2.43 d (YafL63) 2.4 d (PreiI63, FinR50, ThomC50)	α EC (FinR53, LindnM52) Δ -85 (MTW)	B chem (FinR50, ThomC50) parent Cs^{128} (FinR51, LindnM52, HollaJ55) daughter La^{128} (YafL63, PreiI63)	γ Cs X-rays, 0.134, 0.278 e^- 0.128, 0.242 (above radiations with Ba^{128} or Cs^{128}) daughter radiations from Cs^{128}	Cs^{133} (p, 6n) (FinR50, ThomC50, LindnM52) Cs^{133} (d, 7n) (LindnM52)
Ba^{129} $\text{Ba}^{129m?}$	2.61 h (β^+) (ArbE61) 2.0 to 2.4 h (conv, e^-) (ArbE61) 2.20 h (YafL63) 2.45 h (HenkW59)	α EC 94%, β^+ 6% (ArbE61) Δ -85 (MTW)	A chem, genet (ThomC50, FinR50) parent Cs^{129} (ThomC50, FinR50) probable isomerism shown by different half-lives of electron lines (ArbE61) daughter La^{129} (PreiI63, LavA63, YafL63)	β^+ 1.42 max e^- 0.017, 0.048, 0.093, 0.142, 0.171 others to 1.5 γ Cs X-rays, 0.129 (\uparrow 26), 0.182 (\uparrow 100), 0.21 (\uparrow 65, complex), 0.511 (γ^\pm), 1.45 (\uparrow 42) daughter radiations from Cs^{129}	Cs^{133} (p, 5n) (ThomC50, FinR50, ArbE61)
<u>Ba¹³⁰</u>		% 0.101 (NierA38b) 0.13 (AkiP56) Δ -87.33 (MTW) σ_c 8.8 (GoldmDT64)			
Ba^{131}	12.0 d (KatsS47a, WriH57, LyoW63, SmiKM63) 11.5 d (BegW56) 11.8 d (CorkJ53c) 11.7 d (YuF47)	α EC (KatsS47a) no β^+ (YuF47, FinB47) Δ -86.89 (MTW)	A chem, n-capt, excit (KatsS47a) parent Cs^{131} (KatsS47a, YuF47, YafL49, CanR51b) daughter La^{131} (YafL63) daughter Ba^{131m} (TilR63)	γ Xe X-rays, 0.124 (28%, complex), 0.216 (19%), 0.25 (5%, complex), 0.373 (13%), 0.496 (48%, complex), 0.60 (3%, doublet), 0.924 (0.8%), 1.048 (1.3%) e^- 0.019, 0.042, 0.049, 0.088, 0.097, 0.118, 0.180, 0.460 daughter radiations from Cs^{131}	Ba^{130} (n, γ) (KatsS47a, YuF47, YafL49, DalE50, ZimE50, CanR51b) Cs^{133} (p, 3n) (HiroT64)
Ba^{131m}	14.6 m (HoreD63a) 14.5 m (TilR63)	α IT, no EC, lim 0.1% (TilR63) Δ -86.71 (LHP, MTW)	A chem, excit, cross bomb, genet (TilR63) parent Ba^{131} (TilR63) not daughter La^{131} , lim 1% (HoreD63a)	γ Ba X-rays, 0.107 (40%) e^- [0.041, 0.071, 0.101]	Cs^{133} (p, 3n) (TilR63)
<u>Ba¹³²</u>		% 0.097 (NierA38b) 0.19 (AkiP56) Δ -88.4 (MTW) σ_c 7 (to Ba^{133}) <0.2 (to Ba^{133m}) (GoldmDT64)			
Ba^{133}	7.2 y (KatsS56a) 10.7 y (WyaE61)	α EC (KatsS47a) no β^+ , lim 0.1% (LangeM56) Δ -87.67 (MTW)	A chem, n-capt, excit (KatsS47a) chem, genet (YuF48) daughter Ba^{133m} (YuF48)	γ Cs X-rays, 0.080 (36%, complex), 0.276 (7%), 0.302 (14%), 0.356 (69%), 0.382 (8%) e^- 0.045, 0.075, 0.266, 0.319	Ba^{133} (n, γ) (KatsS47a, CrasB57) Cs^{133} (p, n) (GupR58)
Ba^{133m}	38.9 h (WilleR60, YuF48) others (MocD48)	α IT (CorkJ41) Δ -87.39 (LHP, MTW)	A chem, excit (CorkJ41, DubL40a) parent Ba^{133} (YuF48)	γ Ba X-rays, 0.276 (17%) e^- 0.006, 0.011, 0.238, 0.270	Cs^{133} (p, n) (DubL40a) Cs^{133} (d, 2n) (CorkJ41, HillR51b, HillR51d) Ba^{132} (n, γ) (YuF48)

Isotope Z A	Half-life	Type of decay (α, β, γ); % abundance; Mass excess ($\Delta = M - A$), MeV ($C^{12} = 0$); Thermal neutron cross section (σ), barns	Class; Identification; Genetic relationships	Major radiations: approximate energies (MeV) and intensities	Principal means of production
<u>$^{134}_{56}\text{Ba}$</u>		% 2.42 (NierA38b) 2.60 (AkiP56) Δ -88.85 (MTW) σ_c <4 (to Ba^{135}) 0.16 (to Ba^{135m}) (GoldmDT64)			
<u>$^{135}_{56}\text{Ba}$</u>		% 6.59 (NierA38b) 6.7 (AkiP56) Δ -88.0 (MTW) σ_c 5 (GoldmDT64)			
Ba^{135m}	28.7 h (WilleR60, YuF48)	α IT (WeimK43a, YuF48) Δ -87.7 (MTW, LHP)	A chem (KalbD40) chem, n-capt, sep isotopes (HillR51b) not daughter La^{135} (MoriS65)	γ Ba X-rays, 0.268 (16%) e^- 0.231, 0.262	Ba^{134} (n, γ) (HillR51b, KalbD40)
Ba^{135}	0.32 s (FetP62a) others (CamE59)		G sep isotopes (FetP62a) assigned to Ba^{136m} (RudF65)		neutrons on Ba^{135} (FetP62a, CamE59)
<u>$^{136}_{56}\text{Ba}$</u>		% 7.81 (NierA38b) 8.1 (AkiP56) Δ -89.1 (MTW) σ_c <1 (to Ba^{137}) 0.010 (to Ba^{137m}) (GoldmDT64)			
Ba^{136m}	0.32 s (FetP62a) 0.37 s (RudF65) others (CamE59)	α IT (RudF65) Δ -87.1 (LHP, MTW)	B chem, genet, genet energy levels (RudF65)	γ Ba X-rays, 0.164 (40%), 0.818 (100%), 1.05 (100%) e^- [0.126, 0.158]	daughter Cs^{136} (RudF65)
<u>$^{137}_{56}\text{Ba}$</u>		% 11.32 (NierA38b) 11.9 (AkiP56) Δ -88.0 (MTW) σ_c 4 (GoldmDT64)			
Ba^{137m}	2.554 m (MerJ65) 2.60 m (MitA49) 2.6 m (TownJ48, WilleR60)	α IT (TownJ48) Δ -87.4 (LHP, MTW)	A n-capt (AmaE35) chem, genet (TownJ48) daughter Cs^{137} (TownJ48)	γ Ba X-rays, 0.662 (89%) e^- 0.624, 0.656	daughter Cs^{137} (TownJ48)
<u>$^{138}_{56}\text{Ba}$</u>		% 71.66 (NierA38b) 70.4 (AkiP56) Δ -88.5 (MTW) σ_c 0.4 (GoldmDT64)			
Ba^{139}	82.9 m (ButlJP58, FritK62) 84.0 m (BaeA57) 85.0 m (DilC51c) others (WilleR60, ShepL48, HahO40, KellWH60, PoolM37a)	α β^- (PoolM37a) Δ -85.1 (MTW) σ_c 4 (GoldmDT64)	A chem, n-capt (AmaE35) chem, excit (PoolM38a) daughter Cs^{139} (HahO39c, HeyF39, HahO40a, HahO40, SugaN50) descendant Xe^{139} (HahO39c, HeyF39, DilC51a) descendant I^{139} (SugaN49)	β^- 2.3 max e^- 0.126, 0.159 γ La X-rays, 0.166 (23%), 1.43 (0.4%)	Ba^{138} (n, γ) (AmaE35, PoolM37, SerL47b, YafL49a) fission (HeyF39, HahO39c, DilC51a, KacS48, FinB51c)
Ba^{140}	12.80 d (EngeD51c) 12.8 d (VasiI58)	α β^- (HahO39c) Δ -83.31 (MTW) σ_c <20 (GoldmDT64)	A chem, genet (HahO39, HahO39c) parent La^{140} (HahO39, HahO39c, HahO40, GlasG40, HahO42a, GrumW46, FinB51b) daughter Cs^{140} (SugaN50) descendant Xe^{140} (HahO40, BradE51, DilC51a, DilC51, OverR51)	β^- 1.02 max e^- 0.024, 0.029 γ La X-rays, 0.030 (11%), 0.163 (6%), 0.305 (6%), 0.438 (5%), 0.537 (34%) daughter radiations from La^{140}	fission (HahO39, HeyF39, HahO40, GlasG40, GrumW46, SugaN50, DilC51a, DilC51, BradE51, OverR51, WilkR51, EngeD51c, EngeD51d, KacS48, FinB51c)
Ba^{141}	18 m (SchumR59, FritK62, HahO42a, GoldsA51)	α β^- (HahO42a) Δ -80.1 (MTW)	A chem, genet (HahO42a) daughter Cs^{141} (HahO42a, WahA62) parent La^{141} (HahO62a) descendant Xe^{141} (BradE51, OverR51, DilC51a) others (HahO39a, HahO39, GoldsA51a, LangeA40)	β^- 3.0 max γ La X-rays, 0.118 (\uparrow 10), 0.193 (\uparrow 100), 0.28 (\uparrow 50), 0.31 ? (\uparrow 60), 0.35 (\uparrow 20), 0.46 (\uparrow 30, complex), 0.64 (\uparrow 20, complex?), 0.73 (\uparrow 7), 0.86 (\uparrow 6), 0.93 (\uparrow 3), 1.19 (\uparrow 8), 1.29 (\uparrow 3), 1.42 (\uparrow 4), 1.65 (\uparrow 3) daughter radiations from La^{141}	fission (HahO42a, GoldsA51, GoldsA51a, BradE51, OverR51, DilC51a, SchumR59, FritK62, NagaK60)

Isotope Z A	Half-life	Type of decay ($\alpha, \beta, \gamma, \dots$); % abundance; Mass excess ($\Delta = M - A$), MeV ($C^{12} = 0$); Thermal neutron cross section (σ), barns	Class; Identification; Genetic relationships	Major radiations: approximate energies (MeV) and intensities	Principal means of production
$^{142}_{56}\text{Ba}$	11 m (SchumR59, FritK62a) others (HahO42a)	α β^- (HahO42a) Δ -77.9 (MTW)	B chem, genet (HahO42a) parent La^{142} (HahO42a) others (HahO39a, HahO39, LangeA40)	β^- 1.7 max γ La X-rays, 0.080 (\uparrow 30), 0.26 (\uparrow 100), 0.89 (\uparrow 40), 0.97 (\uparrow 15), 1.08 (\uparrow 10), 1.20 (\uparrow 35) daughter radiations from La^{142}	fission (SchumR59, FritK62, HahO42a)
Ba^{143}	12 s (WahA62)	α β^- (HahO42a)	B chem, genet (HahO42a) chem (WahA62) parent La^{143} (HahO42a)		fission (HahO42a, WahA62, FritK62a)
Ba^{144}	short (DilC51a, DilC51)	α [β^-] (DilC51a)	F genet (DilC51a) [descendant Xe^{144} , ancestor Ce^{144}] (DilC51a, DilC51)		descendant Xe^{144} from fission (DilC51, DilC51a)
$^{125}_{57}\text{La}$	<1 m (PreiI63)	α	F chem, genet [ancestor Cs^{125}] (PreiI63)		O^{16} on In (PreiI63)
La^{126}	1.0 m (ShelR61, PreiI63)	α [β^+ , EC] (ShelR61)	B chem, cross bomb, genet (ShelR61) chem (PreiI63) parent Ba^{126} (PreiI63, ShelR61)	γ Ba X-rays, 0.256, 0.511 (γ^\pm)	$\text{In}^{115}(\text{O}^{16}, 5n)$ (ShelR61, PreiI63) $\text{Sb}^{121}(\text{C}^{12}, 7n)$ (ShelR61)
La^{127}	3.5 m genet (YafL63) 3.8 m genet (PreiI63)	α [β^+ , EC] (PreiI63, YafL63)	B chem, genet (PreiI63, YafL63) parent Ba^{127} (PreiI63) ancestor Cs^{127} (YafL63)		C^{12} on Sb (YafL63) O^{16} on In (PreiI63)
La^{128}	4.2 m (PreiI63) 4.6 m (YafL63) 6 m (ShelR61)	α [β^+ , EC] (ShelR61)	B chem, cross bomb (ShelR61) chem, genet (YafL63, PreiI63) parent Ba^{128} (PreiI63, YafL63) ancestor Cs^{128} (YafL63)	γ Ba X-rays, 0.279, 0.511 (γ^\pm)	$\text{Sb}^{121}(\text{C}^{12}, 5n)$ (ShelR61, YafL63) $\text{Sb}^{123}(\text{C}^{12}, 7n)$ (ShelR61, YafL63) $\text{In}^{115}(\text{O}^{16}, 3n)$ (ShelR61, PreiI63)
La^{129}	10.0 m (YafL63) 7.2 m genet (PreiI63) =24 m (LavA63)	α [β^+ , EC] (PreiI63, LavA63, YafL63) Δ -81 (MTW)	A chem, genet (PreiI63, LavA63) chem, sep isotopes, cross bomb, genet (YafL63) parent Ba^{129} with $t_{1/2}$ 2.20 h (YafL63), 2.1 to 2.4 h (LavA63) daughter Ce^{129} (LavA63)		C^{12} on Sb (YafL63) O^{16} on In (PreiI63)
La^{130}	8.7 m (YafL63) 9 m (ShelR61)	α β^+ , EC (ShelR61, YafL63) Δ -82 (MTW)	A chem, cross bomb, genet energy levels (ShelR61) chem, sep isotopes (YafL63)	γ Ba X-rays, 0.356, 0.45, 0.511 (γ^\pm), 0.55, 0.72, 0.81, 0.91, 1.01, 1.19, 1.45, 1.55	$\text{Ba}^{130}(\text{p}, n)$ (YafL63) $\text{Sb}^{121}(\text{C}^{12}, 3n)$ (ShelR61) $\text{Sb}^{123}(\text{C}^{12}, 5n)$ (ShelR61)
La^{131}	56 m genet (YafL63) 61 m (CreC60) 58 m (GranM51)	α EC 72%, β^+ 28% (CreC60) Δ -83.9 (MTW)	A chem, mass spect (GranM51) chem, genet (YafL63) parent Ba^{131} (YafL63) not parent Ba^{131m} , lim 1% (HoreD63a)	β^+ 1.94 max e^- 0.078, others γ Ba X-rays, 0.115 (23%), 0.169 (5%), 0.214 (8%), 0.285 (17%), 0.364 (20%), 0.417 (20%), 0.455 (8%), 0.511 (56%, γ^\pm), 0.597 (7%), 0.878 (4%)	$\text{Ba}^{130}(\text{d}, n)$ (CreC60) $\text{Sb}^{123}(\text{C}^{12}, 4n)$ (YafL63, HoreD63a)
La^{132}	4.5 h (GranM51) 4.8 h (WareW60) 4.2 h (GrigE60)	α β^+ (GranM51), [EC] Δ -83.1 (LHP, MTW)	A chem, mass spect (GranM51) daughter Ce^{132} (WareW60)	β^+ 3.8 max γ Ba X-rays, 0.47, 0.511 (γ^\pm), 0.56, 0.66, 0.90 (doublet), 1.03, 1.22, 1.58, 1.92	protons on Ba (GranM51)
La^{133}	4.0 h (NauR50)	α EC, β^+ (weak) (NauR50) Δ -85.5 (MTW)	A chem, mass spect (NauR50) daughter Ce^{133} (StovB51)	γ Ba X-rays, 0.511 (γ^\pm), 0.8 β^+ 1.2 max e^- 0.26	$\text{Cs}^{133}(\alpha, 4n)$ (NauR50)
La^{134}	6.8 m (GirR59a) 6.5 m (StovB51)	α β^+ 62%, EC 38% (GirR59a) β^+ \approx 44%, EC \approx 56% (StovB51) Δ -85.1 (MTW)	B chem, genet (StovB51) daughter Ce^{134} (StovB51)	β^+ 2.7 max γ Ba X-rays, 0.511 (124%, γ^\pm), 0.605 (6%)	daughter Ce^{134} (StovB51) $\text{Cs}^{133}(\alpha, 3n)$ (GirR59a)

Isotope Z A	Half-life	Type of decay (☼); % abundance; Mass excess ($\Delta = M - A$), MeV ($C^{12} = 0$); Thermal neutron cross section (σ), barns	Class; Identification; Genetic relationships	Major radiations: approximate energies (MeV) and intensities	Principal means of production
⁵⁷ La ¹³⁵	19.4 h (MoriS65) 19.8 h (MitA58) 19.5 h (ChubJ48) others (NauR50, WeimK43)	☼ EC (MounK42, ChubJ48) no β^+ , lim 0.002% (MoriS65) others (GrenH65, MitA58) Δ -87.0 (MoriS65, MTW)	A chem (MounK42) chem, excit (ChubJ48) chem, mass spect (NauR50) daughter Ce ¹³⁵ (ChubJ48) not parent Ba ^{135m} (MoriS65)	γ Ba X-rays, 0.481 (1.9%), 0.588 (0.13%), 0.87 (0.24%, complex) e- 0.181, 0.444, 0.475	Cs ¹³³ (α , 2n) (ChubJ48, NauR50, MitA58) Ba ¹³⁴ (d, n) (MounK42, WeimK43) Ba ¹³⁸ (p, 4n) (MoriS65) Ba ¹³⁵ (p, n) (WeimK43)
La ¹³⁶	9.5 m (NauR50) 9.0 m (RobeB50) 10.0 m (GirR59) others (MauW47)	☼ EC \approx 67%, β^+ \approx 33% (NauR50) Δ -86.3 (MTW)	A chem (MauW47) chem, excit, sep isotopes (RobeB50)	β^+ 1.9 max γ Ba X-rays, 0.511 (66%, γ^\pm), 0.818 (2.5%)	Cs ¹³³ (α , n) (RobeB50, NauR50, GirR59) Ba ¹³⁵ (d, n), Ba ¹³⁶ (d, 2n) (RobeB50)
La ¹³⁷	6×10^4 y sp act (BrosA56) others (ChubJ48, IngM48c, BrosA55)	☼ EC (BrosA56) Δ -88 (MTW)	A mass spect (IngM48c) chem (BrosA56)	γ Ba X-rays	Ce ¹³⁶ (n, γ) Ce ¹³⁷ (β^-) (IngM48c, BrosA56, BrosA55, ChubJ48)
La ¹³⁸	1.12×10^{11} y sp act (GloR57) 1.1×10^{11} y sp act (TurW56) others (PriR51, MulhG52a)	☼ EC \approx 70%, β^- \approx 30% (GloR57) EC 53%, β^- 47% (TurW56) EC \approx 94%, β^- \approx 6% (MulhG52a) % 0.089 (IngM47e, WhiF56) Δ -86.7 (MTW)	A chem, mass spect (IngM47e)	β^- 0.21 max γ Ba X-rays, 0.81 (30%), 1.426 (70%)	
La ¹³⁹		% 99.911 (WhiF56, IngM47e) Δ -87.43 (MTW) σ_c 8.9 (GoldmDT64)			
La ¹⁴⁰	40.22 h (KirH54) 40.27 h (PepD57) 40.3 h (YafL54a) 40.0 h (BalN51b, BisG50, WeimK43)	☼ β^- (PoolM38a) Δ -84.36 (MTW)	A n-capt (MarsJK35) chem, excit, n-capt (PoolM38a) chem, mass spect (HaydR48) daughter Ba ¹⁴⁰ (HahO39, HahO39c, HahO40, GlasG40, HahO42a, GrumW46, FinB51b)	β^- 2.175 max (6%), 1.69 max (15%), 1.36 max γ 0.329 (20%), 0.487 (40%), 0.815 (19%), 0.923 (10%), 1.596 (96%), 2.53 (3%)	La ¹³⁹ (n, γ) (MarsJK35, PoolM38a, GotH42, WeimK43, SerL47b) fission, daughter Ba ¹⁴⁰ (HahO39, HahO39c, HahO40, GlasG40, HahO42a, GrumW46, FinB51b, GrumW48, GrumW47, FinB51c)
La ¹⁴¹	3.87 h (AlsJ60) 3.90 h (FritK62) others (SchumR59, RydH58, KatcS51i, HahO42a)	☼ β^- (HahO42a) Δ -83.06 (MTW)	A chem (HahO42a) chem, genet (BurgW51, DuFR51a) daughter Ba ¹⁴¹ (HahO42a) parent Ce ¹⁴¹ (BurgW51, DuFR51a) descendant Xe ¹⁴¹ (BradE51) others (KatcS49, CuriI39, BallN51h)	β^- 2.43 max γ 1.37 (2%) daughter radiations from Ce ¹⁴¹	fission (HahO42a, KatcS51i, Schum R59, AlsJ60, FritK62)
La ¹⁴²	92.5 m (FritK62) 81 m (RydH58) 77 m (KatcS51i, BosA53, WilleR60) others (HahO42a)	☼ β^- (KatcS51i) Δ -80.1 (MTW)	A chem (HahO42a, PresW64) sep isotopes, excit (WolfsK60) genet energy levels (PresW64, HansO63) daughter Ba ¹⁴² (HahO42a) descendant Cs ¹⁴² (FritK62a) descendant Xe ¹⁴² (WolfsK60)	β^- 4.51 max γ 0.65 (48%), 0.90 (9%), 1.01 (5%), 1.06 (4%), 1.55 (5%, complex), 1.74 (5%), 1.91 (9%), 2.06 (6%), 2.41 (15%), 2.55 (11%), 2.99 (5%), 3.31 (1.9%), 3.65 (2.3%)	fission (PresW64, HahO42a, KatcS51i, HahO43a, GesH51, RydH58, BosA53, FritK62, SchumR59) Ce ¹⁴² (n, p) (WilleR60, WolfsK60)
La ¹⁴³	14.0 m (FritK61a) others (HahO43a, GesH51)	☼ β^- (GesH51) Δ -78.4 (MTW)	A chem, genet (GesH51) parent Ce ¹⁴³ (GesH51) daughter Ba ¹⁴³ (HahO42a) descendant Cs ¹⁴³ (FritK62a)	β^- 3.3 max γ 0.62 (\uparrow 100), 0.80 (\uparrow 44), 1.07 (\uparrow 26), 1.17 (\uparrow 57), 1.58 (\uparrow 28), 1.98 (\uparrow 35), 2.56 (\uparrow 27)	fission (HahO42a, HahO43a, GesH51)
La ¹⁴⁴	short (DilC51)	☼ [β^-] (DilC51) Δ -75 (MTW)	F genet (DilC51) [descendant Xe ¹⁴⁴ , ancestor Ce ¹⁴⁴] (DilC51)		descendant Xe ¹⁴⁴ from fission (DilC51)
⁵⁸ Ce ¹²⁹	\approx 13 m (LavA63)	☼ [β^+ , EC] (LavA63)	E chem, genet (LavA63) parent La ¹²⁹ (LavA63)	γ La X-rays, 0.080, 0.32, 0.75 daughter radiations from La ¹²⁹ , Ba ¹²⁹	protons on Pr (LavA63)
Ce ¹³⁰	30 m (AlboG65, WareW60)	☼ [EC, β^+] (AlboG65, GersG65)	B chem, mass spect (AlboG65)	γ [La X-rays], 0.13 daughter radiations from La ¹³⁰	La ¹³⁹ (p, 10n) (GersG65)

Isotope Z A	Half-life	Type of decay (α , β); % abundance; Mass excess ($\Delta \equiv M - A$), MeV ($C^{12}=0$); Thermal neutron cross section (σ), barns	Class; Identification; Genetic relationships	Major radiations: approximate energies (MeV) and intensities	Principal means of production
$^{132}_{58}\text{Ce}$	4.2 h genet (WareW60)	α [EC] (WareW60) Δ -82 (MTW)	B chem, genet (WareW60) parent La^{132} (WareW60)	γ [La X-rays], 0.18 daughter radiations from La^{132}	protons on Ce (WareW60)
Ce^{133}	6.3 h (StovB51)	α EC, β^+ (StovB51) Δ -83 (MTW)	B chem, genet (StovB51) parent La^{133} (StovB51)	β^+ 1.3 max γ La X-rays, 0.511 (γ^{\pm}), 1.8 daughter radiations from La^{133}	La^{139} (p, 7n) (StovB51)
Ce^{134}	72.0 h (StovB51) 72 h (LavA60)	α EC (StovB51) Δ -84.9 (MTW)	B chem, excit (StovB51) parent La^{134} (StovB51) daughter Pr^{134} (LavA60, LavA63)	γ La X-rays, 0.44? daughter radiations from La^{134}	La^{139} (p, 6n) (StovB51)
Ce^{135}	17.0 h (DzhB63a) 17.6 h (TakaKa64) others (StovB51, ChubJ48)	α EC, β^+ <1% (StovB51) Δ -85 (MTW)	A chem, genet (ChubJ48) parent La^{135} (ChubJ48) daughter Pr^{135} (HandT54c)	γ La X-rays, 0.205 (\uparrow 17), 0.265 (\uparrow 100), 0.300 (\uparrow 56), 0.39 (\uparrow 10, complex), 0.52 (\uparrow 46, complex), 0.59 (\uparrow 98, complex), 0.777 (\uparrow 22), 0.821 (\uparrow 22), 0.865 (\uparrow 14), 0.901 (\uparrow 10) e^- 0.048, 0.078, 0.166, 0.225, 0.25 β^+ 0.81 max daughter radiations from La^{135}	La^{139} (p, 5n) (StovB51, TakaKa64) La^{139} (d, 6n) (ChubJ48)
Ce^{136}	$t_{1/2}$ (EC $_{\text{K}}$) >2.9 x 10 ¹¹ y sp act (HohK65)	% 0.193 (IngM47e) Δ -86.6 (MTW) σ_{c} 6.0 (to Ce^{137}) 0.6 (to $\text{Ce}^{137\text{m}}$) (GoldmDT64)			
Ce^{137}	9.0 h (DanbG58) 8.7 h (BrosA55)	α EC 99.4%, β^+ \leq 0.009% (StonN65a, LHP) Δ -86 (MTW)	A chem, n-capt (BrosA55) chem, genet (DanbG58) daughter $\text{Ce}^{137\text{m}}$ (DanbG58) daughter Pr^{137} (DanbG58, DahC58)	γ La X-rays, 0.446 (2.3%, complex), 0.481 (0.06%, complex), 0.698 (0.04%), 0.92 (0.10%, complex) e^- [0.004, 0.009], 0.408	daughter Pr^{137} (DanbG58, DahC58) La^{139} (p, 3n) (DanbG58) Ce^{136} (n, γ) (FranR64) alphas on Ba (BrosA55)
$\text{Ce}^{137\text{m}}$	34.4 h (DanbG58) others (BrosA55, DanbG56, ChubJ48)	α IT 99.4%, EC 0.6% (StonN65a, LHP) Δ -87 (LHP, MTW)	A chem, excit (ChubJ48) n-capt, sep isotopes (HillR51a) parent Ce^{137} (DanbG58) not daughter Pr^{137} (DanbG58)	γ Ce X-rays, 0.168 (0.4%), 0.255 (11%), 0.762 (0.16%), 0.825 (0.5%, complex) e^- 0.214, 0.248 daughter radiations from Ce^{137}	La^{139} (p, 3n) (DanbG58) Ce^{136} (n, γ) (HillR51a, KellH51, FranR64) alphas on Ba (BrosA55)
Ce^{138}		% 0.250 (IngM47e) Δ -87.7 (MTW) σ_{c} 1.0 (to Ce^{139}) 0.04 (to $\text{Ce}^{139\text{m}}$) (GoldmDT64)			
Ce^{139}	140 d (PoolM48, PoolM43) others (WillR60)	α EC (EC(L)/EC(K) 0.37) (KetB56) EC(L)/EC(K) 0.21 (PruC54) Δ -87.16 (MTW)	A chem (PoolM43) chem, excit, cross bomb (PoolM48) n-capt, sep isotopes (HillR51a) daughter Pr^{139} (StovB51, HandT54c, DanbG58) descendant $\text{Nd}^{139\text{m}}$ (StovB51)	γ La X-rays, 0.165 (80%) e^- 0.126, 0.159	Ce^{138} (n, γ) (HillR51a, KellH51, MosA50) La^{139} (d, 2n) (PoolM43, PoolM48)
$\text{Ce}^{139\text{m}}$	54 s (JameR60) 60 s (KotK60) 55 s (KetB56)	α IT (KetB56) Δ -86.41 (LHP, MTW)	B n-capt (KetB56) not daughter Pr^{139} (DanbG58)	γ Ce X-rays, 0.746 (93%) e^- 0.706, 0.740	Ce^{138} (n, γ) (KetB56) La^{139} (p, n) (JameR60)
Ce^{140}		% 88.48 (IngM47e) Δ -88.13 (MTW) σ_{c} 0.6 (GoldmDT64)			
Ce^{141}	32.5 d (FreeM50a) 33.1 d (WalkD49a) others (PoolM48, WilleR60)	α β^- (HahO40c) Δ -85.49 (MTW) σ_{c} 30 (GoldmDT64)	A chem (HahO40c) chem, excit, n-capt, cross bomb (PoolM43, BallN51d) chem, mass spect (HaydR48) daughter La^{141} (BurgW51, DufR51a) descendant Cs^{141} (FritK62a) descendant Xe^{141} (Over51, DilC51, DilC51a)	β^- 0.581 max e^- 0.104, 0.139 γ Pr X-rays, 0.145 (48%)	Ce^{140} (n, γ) (PoolM43, BallN51d, IngM48c) daughter La^{141} (BurgW51, DufR51a) Pr^{141} (n, p) (PoolM43)

Isotope Z A	Half-life	Type of decay (α, β, γ); % abundance; Mass excess ($\Delta = M - A$), MeV ($C^{12} = 0$); Thermal neutron cross section (σ), barns	Class; Identification; Genetic relationships	Major radiations: approximate energies (MeV) and intensities	Principal means of production
^{142}Ce	$t_{1/2} (\alpha) > 5 \times 10^{16}$ y sp act (MacR61a) others (SenF59, RieW57)	% 11.07 (IngM47e) α no α (MacR61a, SenF59) α (RieW57) Δ -84.63 (MTW) σ_c 1 (GoldMDT64)			
^{143}Ce	33 h (Vasi58, MartiDW56, BallN51d, StovB50, BotW46a) 34 h (KondE51c, WilleR60) others (BunyD49, PoolM43)	α β^- (SugaN46) Δ -81.67 (MTW) σ_c 6 (GoldMDT64)	A chem (SugaN46, PoolM43) chem, cross bomb (PoolM48) chem, genet (BallN51d) mass spect (IngM48c) daughter La^{143} (GesH51) parent Pr^{143} (PoolM43, BotW46a, BallN51d) descendant Xe^{143} (BradE51, DilC51a)	β^- 1.39 max e 0.015, 0.051, 0.252 γ Pr X-rays, 0.057 (11%), 0.293 (46%), 0.493 (2.4%), 0.668 (7%), 0.725 (8%), 0.88 (1.4%), 1.10 (0.6%) daughter radiations from Pr^{143}	$\text{Ce}^{142} (n, \gamma)$ (KellH51, PoolM43, BotW46a, PoolM48, BallN51d)
^{144}Ce	284 d (FlyK65a) 285 d (SchumR56, MerW57) 277 d (EasH60) others (BurgW51a, JoliF44)	α β^- (HahO40c) Δ -80.49 (MTW) σ_c 1.0 (GoldMDT64)	A chem (HahO40c) chem, mass spect (HaydR48) parent Pr^{144} (HahO43a, NewA51a) descendant Xe^{144} (DilC51)	β^- 0.31 max e 0.038, 0.092 γ Pr X-rays, 0.080 (2%), 0.134 (11%) daughter radiations from Pr^{144}	fission (HahO40c, BornH43a, DilC51a, NewA51a, BurgW51a, GrumW48, FinB51c)
^{145}Ce	3.0 m (MarkS54) 3.1 m (WilleR60)	α β^- (MarkS54) Δ -77 (MTW)	B chem, excit, genet (MarkS54) parent Pr^{145} (MarkS54)	β^- 2.0 max γ γ rays reported	fission (MarkS54) $\text{Nd}^{148} (n, \alpha)$ (WilleR60)
^{146}Ce	14 m (CareA53) 15 m (SchumR45) others (GotH46)	α β^- (GotH43) Δ -75.8 (MTW)	B chem, genet (GotH43) parent Pr^{146} (GotH43, HahO43a, GotH46, CareA53)	β^- 0.7 max γ Pr X-rays, 0.110 (\dagger 20), 0.142 (\dagger 42), 0.22 (\dagger 50), 0.27 (\dagger 12), 0.32 (\dagger 100) daughter radiations from Pr^{146}	fission (GotH43, HahO43a, SchumR45, GotH46, BernsW54)
^{147}Ce	65 s genet (HoffD64)	α β^- (HoffD64)	B chem, genet (HoffD64) parent Pr^{147} (HoffD64)		fission (HoffD64)
^{148}Ce	\approx 43 s genet (HoffD64)	α β^- (HoffD64)	B chem, genet (HoffD64) parent Pr^{148} (HoffD64)		fission (HoffD64)
^{134}Pr	17 m (ClarJ65) 40 m genet (LavA63) others (LavA60)	α β^+ (ClarJ65), [EC]	B chem, genet (LavA60, LavA63) chem, excit, genet energy levels (ClarJ65) parent Ce^{134} (LavA60, LavA63)	γ Ce X-rays, 0.22, 0.30, 0.409, 0.511 (γ^\pm), 0.639, 0.96 daughter radiations from Ce^{134} , La^{134}	$\text{I}^{127} (\text{C}^{12}, 5n)$ (ClarJ65) protons on Pr (LavA63)
^{135}Pr	22 m (HandT54c)	α β^+ , EC (HandT54c)	B chem, excit, genet (HandT54c) parent Ce^{135} (HandT54c)	β^+ 2.5 max γ Ce X-rays, 0.080, 0.22, 0.30, 0.511 (γ^\pm) daughter radiations from Ce^{135}	$\text{Ce}^{136} (p, 2n)$ (HandT54c)
^{136}Pr	1.2 h (HandT54c) 1.0 h (DanbG58)	α EC \approx 67%, β^+ \approx 33% (DanbG58)	A chem, excit (HandT54c) chem, mass spect (DanbG58)	β^+ 2.0 max γ Ce X-rays, 0.17?, 0.511 (66%, γ^\pm)	$\text{Ce}^{136} (p, n)$ (HandT54c) protons on Ce, Pr (DanbG58)
^{137}Pr	1.5 h (DanbG58, DahC58)	α EC 73%, β^+ 27% (DanbG58) Δ -84 (MTW)	B chem, mass spect (DanbG58, DahC58) parent Ce^{137} , not parent Ce^{137m} (DanbG58) daughter Nd^{137} (GromK65)	β^+ 1.7 max γ Ce X-rays, 0.511 (54%, γ^\pm), no other γ 's (lim 6%) daughter radiations from Ce^{137}	protons on Ce (DanbG58, DahC58)
^{138}Pr	2.10 h (DanbG58) 2.2 h (FujM64) 2.0 h (StovB51, HandT54c)	α EC 77%, β^+ 23% (FujM64) EC 84%, β^+ 16% (DanbG58) others (StovB51) Δ -82.9 (FujM64, MTW)	A chem, excit (StovB51) chem, mass spect (DanbG58)	β^+ 1.65 max e $^-$ 0.258, 0.292 γ Ce X-rays, 0.298 (77%), 0.40 (9%), 0.511 (46%, γ^\pm), 0.79 (100%), 1.04 (100%)	$\text{Ce}^{140} (p, 3n)$ (StovB51, DanbG58, FujM64) $\text{Ce}^{138} (p, n)$ (HandT54c)
^{138}Pr	short (GromK64)	α (GromK64)	F genet (GromK64) [daughter \approx 5 h Nd^{138}] (GromK64)		daughter \approx 5 h Nd^{138} (GromK64)

Isotope Z A	Half-life	Type of decay ($\alpha, \beta, \gamma, \dots$); % abundance; Mass excess ($\Delta \approx M - A$), MeV ($C''=0$); Thermal neutron cross section (σ), barns	Class; Identification; Genetic relationships	Major radiations: approximate energies (MeV) and intensities	Principal means of production
$^{139}_{59}\text{Pr}$	4.5 h (DanbG58, StovB51, HandT54c) 4.9 h (BiryE63a)	α EC 89%, β^+ 11% (BiryE63a) EC 93%, β^+ 7% (DanbG58) EC \approx 94%, β^+ \approx 6% (StovB51) others (BoreO61) Δ -85.0 (BiryE63a, MTW)	A chem, genet (StovB51) chem, mass spect, genet (DanbG58) parent Ce 139 (StovB51, HandT54c, DanbG58) not parent Ce 139m (DanbG58)	β^+ 1.09 max γ Ce X-rays, 0.511 (18%, γ^\pm), 1.35 (0.5%), 1.61 (0.3%)	Pr 141 (p, 3n)Nd 139 (β^-) (DanbG58) Ce 140 (p, 2n) (StovB51, DanbG58)
Pr 139m ?	\approx 6 m (KolG63)	α	F genet (KolG63) daughter Nd 139 or Nd 139m ? (KolG63)		daughter Nd 139m (KolG63)
Pr 140	3.39 m (EbrT65) others (DWirJ42, HandT54c, PoolM38a, BiryE62, WilleR60, StovB51, HubeO45, PerlmM49)	α EC 50%, β^+ 50% (BrabV60) EC(K)/EC(L) 8 (BiryE60) others (BiryE60, BiryE62, BrowCI52) Δ -84.78 (HisK64, MTW)	A excit (AmaE35) excit (PoolM38a) daughter Nd 140 (WilkG49c, BrowCI52)	β^+ 2.32 max e 1.862 (0.07%) γ Ce X-rays, 0.511 (100%, γ^\pm), 1.596 (0.3%)	daughter Nd 140 (WilkG49c, BrowCI52, HisK64)
Pr 141	$t_{1/2}$ (α) $> 2 \times 10^{16}$ y sp act (PorsW54)	% 100 (IngM48a, CollT57) Δ -86.07 (MTW) σ_c 12 (GoldmDT64)			
Pr 142	19.2 h (WyaE61, BotW46a) 19.3 h (DWirJ42) 19.1 h (JensE50) others (WilleR60)	α β^- (DWirJ42) no EC or β^+ , lim 0.5% (ReynJH50b) Δ -83.85 (MTW) σ_c 20 (GoldmDT64)	A n-capt (AmaE35, MarsJK35)	β^- 2.16 max γ 1.57 (3.7%)	Pr 141 (n, γ) (AmaE35, MarsJK35, PoolM37, PoolM38a, DWirJ42, SerL47b)
Pr 143	13.59 d (PepD57) 13.76 d (WriH57) 13.6 d (HoffD63) others (FelL49, BallN51f, RoyL56, PoolM48, MartiDW56)	α β^- (BallN51e, JoliF44) Δ -83.11 (MTW) σ_c 89 (GoldmDT64)	A chem (BallN51e, JoliF44) mass spect (HaydR46a) daughter Ce 143 (PoolM43, BotW46a, BallN51d) others (HahO43a, FinB51c)	β^- 0.933 max average β^- energy: 0.31 calorimetric (HovV64) γ no γ	Ce 142 (n, γ) Ce 143 (β^-) (PoolM43, BotW46a, BallN51d) fission (HahO43a, JoliF44, BallN51e, FinB51c)
Pr 144	17.27 m (PepD57) 17.30 m (HoffD63) others (NewA51a, SeiJ51b, HahO43a, GrumW46)	α β^- (NewA51a) Δ -80.81 (MTW)	A chem, genet (NewA51a, HahO43a) daughter Ce 144 (HahO43a, NewA51a)	β^- 2.99 max γ 0.695 (1.5%), 1.487 (0.29%), 2.186 (0.7%)	daughter Ce 144 (HahO43a, NewA51a)
Pr 145	5.98 h (DroB59) 5.9 h (MarkS54, AlsJ60)	α β^- (MarkS54) Δ -79.66 (MTW)	B chem, excit (MarkS54) chem, sep isotopes (HoffD64) daughter Ce 145 (MarkS54)	β^- 1.80 max γ 0.072, 0.68, 0.75, 0.92, 0.98, 1.05, 1.16	fission (MarkS54, DroB59, AlsJ60, HoffD64) Nd 146 (γ , p) (HoffD64)
Pr 146	24.0 m (HoffD64) others (SchumR45a, CareA53, GotH46)	α β^- (GotH43) Δ -76.8 (MTW)	B chem, genet (GotH43) daughter Ce 146 (GotH43, HahO43a, GotH46, CareA53)	β^- 3.7 max γ 0.455 (77%), 0.74 (16%), 0.78 (15%), 0.92 (6%), 1.37 (6%), 1.51 (27%), 1.72 (4%), 2.23 (4%), 2.39 (3%), 2.73 (1.7%)	fission (GotH43, HahO43a, SchumR45, GotH46, BernsW54, HoffD64) Nd 146 (n, p) (RamayA65)
Pr 147	12.0 m (HoffD64) 12 m (WilleR60)	α β^- (HoffD64) Δ -75.5 (HoffD64, MTW)	B chem, genet (HoffD64) parent Nd 147 , daughter Ce 147 (HoffD64)	β^- 2.1 max γ 0.078 (17%, complex?), 0.127 (9%, complex?), 0.32 (47%, complex), 0.56 (39%), 0.61 (10%), 0.65 (24%), 1.26 (11%)	Nd 148 (γ , p), fission (HoffD64)
Pr 148	2.0 m (HoffD64)	α β^- (HoffD64) Δ -72.9 (HoffD64, MTW)	B chem, genet energy levels (HoffD64) daughter Ce 148 (HoffD64)	β^- 4.2 max γ 0.30	fission (HoffD64)
Pr 149	2.3 m (HoffD64)	α β^- (HoffD64)	E excit, sep isotopes (HoffD64)	β^- 2.8 max γ 0.08, 0.155, 0.325, 0.36, 0.745	Nd 150 (γ , p) (HoffD64)
$^{137}_{60}\text{Nd}$	55 m (GromK65)	α β^+ , [EC] (GromK65)	B chem, atomic level spacing, genet (GromK65) parent Pr 137 (GromK65)	β^+ 3 max e 0.067 γ [Pr X-rays, 0.109, 0.511 (γ^\pm), 0.55 (complex)] daughter radiations from Pr 137 , Ce 137	protons on Ta, Er (GromK65)

Isotope Z A	Half-life	Type of decay (α, β, γ); % abundance; Mass excess ($\Delta \equiv M - A$), MeV ($C^{12} = 0$); Thermal neutron cross section (σ), barns	Class; Identification; Genetic relationships	Major radiations: approximate energies (MeV) and intensities	Principal means of production
$^{60}\text{Nd}^{138}$	22 m (StovB51)	β^+ (StovB51), [EC]	D chem, excit (StovB51)	β^+ 2.4 max γ [Pr X-rays, 0.511 (γ^+)]	Pr^{141} (p, 4n) (StovB51)
Nd^{138}	≈ 5 h (GromK64)	β^+ (GromK64)	F chem (GromK64)		protons on Ta, Er (GromK64)
Nd^{139}	[$\ll 5$ h] (GromK63b)	β^+ [EC, β^+] $\Delta -82$ (MTW)	F [genet] (GromK63b) [daughter $\text{Nd}^{139\text{m}}$] (GromK63b)	β^+ , γ see $\text{Nd}^{139\text{m}}$	[daughter $\text{Nd}^{139\text{m}}$] (GromK63b)
$\text{Nd}^{139\text{m}}$	5.5 h (StovB51) 5.2 h (BoncN61)	β^+ IT (+EC+ β^+ ?) (GromK63b) EC $\approx 90\%$, $\beta^+ \approx 10\%$ (with Nd^{139}) (StovB51) $\Delta -82$ (LHP, MTW)	B chem, genet (StovB51) atomic level spacing (GromK63b) ancestor Ce^{139} (StovB51)	β^+ 3.1 max e^- 0.072, 0.107, 0.189, 0.226 γ Nd X-rays, Pr X-rays, 0.114 ($\dagger 80$), 0.327 ($\dagger 50$), 0.511 ($\dagger 1400$), 0.73 ($\dagger 210$, complex), 0.82 ($\dagger 70$, complex), 0.90 ($\dagger 25$), 0.983 ($\dagger 70$), 1.03 ($\dagger 30$), 1.10 ($\dagger 30$), 1.24 ($\dagger 20$), 1.34 ($\dagger 20$), 1.48 ($\dagger 10$), 1.58 ($\dagger 8$), 2.05 ($\dagger 10$) daughter radiations from Pr^{139} daughter radiations from Nd^{139} included in above listing	Pr^{141} (p, 3n) (StovB51)
Nd^{140}	3.3 d (WilkG49c)	β^+ EC (BrowCI52) EC(K)/EC(L) 6 (BiryE60) $\Delta -84$ (MTW)	A chem, excit, genet (WilkG49c) parent Pr^{140} (WilkG49c, BrowCI52)	γ Pr X-rays daughter radiations from Pr^{140}	Pr^{141} (p, 2n) (StovB51) Pr^{141} (d, 3n) (WilkG49c, BrowCI52)
Nd^{141}	2.42 h (WilkG49c) 2.5 h (KurbJ42) 2.6 h (BiryE63) others (WilleR60)	β^+ EC 96%, β^+ 4% (BiryE63) EC 98%, β^+ 2% (PolH58) others (AlFWL63) $\Delta -84.27$ (MTW)	A excit (KurbJ42) chem, excit (WilkG49c) others (PoolM38a)	β^+ 0.79 max γ Pr X-rays, 0.145 (0.2%), 0.511 (6%, γ^+), 1.14 (2%, complex?), 1.30 (1%)	Pr^{141} (p, n) (KurbJ42, WilkG49c) Pr^{141} (d, 2n) (WilkG49c, PolH58)
$\text{Nd}^{141\text{m}}$	64 s (JameR60) 61 s (KotK60)	β^+ [IT] (KotK60) $\Delta -83.52$ (LHP, MTW)	C excit (JameR60) chem (KotK60)	γ 0.755	Pr^{141} (p, n) (JameR60)
Nd^{142}		% 27.13 (IngM48a) 27.09 (WalkW53) 27.3 (WhiF56) $\Delta -86.01$ (MTW) σ_c 17 (GoldmDT64)			
Nd^{143}		% 12.20 (IngM48a) 12.14 (WalkW53) 12.32 (WhiF56) $\Delta -84.04$ (MTW) σ_c 330 (GoldmDT64)			
Nd^{144}	2.4×10^{15} y sp act (MacR61a) 2.1×10^{15} y sp act (IsolA65) 5×10^{15} y sp act (PorsW56, PorsW54) 2×10^{15} y sp act (WaldE54)	α (WaldE54, PorsW54, PorsW56) % 23.87 (IngM48a) 23.83 (WalkW53) 23.8 (WhiF56) others (IngM50a) $\Delta -83.80$ (MTW) σ_c 5 (GoldmDT64)	A sep isotopes, decay charac, chem (PorsW56, MacR61a)	α 1.83	
Nd^{145}	$t_{1/2}(\alpha) > 6 \times 10^{16}$ y (IsolA65)	% 8.29 (WhiF56, WalkW53) 8.30 (IngM48a) $\Delta -81.47$ (MTW) σ_c 50 (GoldmDT64)			
Nd^{146}		% 17.18 (IngM48a) 17.26 (WalkW53) 17.1 (WhiF56) others (IngM50a) $\Delta -80.96$ (MTW) σ_c 2 (GoldmDT64)			

Isotope Z A	Half-life	Type of decay (α , β); % abundance; Mass excess ($\Delta = M - A$), MeV ($C^{12} = 0$); Thermal neutron cross section (σ), barns	Class; Identification; Genetic relationships	Major radiations: approximate energies (MeV) and intensities	Principal means of production
$^{147}_{60}\text{Nd}$	11.06 d (WriH57) 11.02 d (HoffD63) 11.1 d (AlsJ60) others (KondE51a, RutW52, MarinJ51, EmmW51, BotW46a)	α β^- (MarinJ47, MarinJ51) Δ -78.18 (MTW)	A chem, genet (MarinJ47, MarinJ51a) parent Pm^{147} (MarinJ47, MarinJ51a) daughter Pr^{147} (HoffD64)	β^- 0.81 max e^- 0.046, 0.084 γ 0.091 (28%), 0.319 (3%), 0.43 (4%, complex), 0.533 (13%) daughter radiations from Pm^{147}	Nd^{146} (n, γ) (BotW46a, MarinJ47, CorkJ48a, MarinJ51c) fission (MarinJ51)
Nd^{148}		% 5.72 (IngM48a) 5.74 (WalkW53) 5.67 (WhiF56) others (IngM50a) Δ -77.44 (MTW) σ_c 4 (GoldmDT64)			
Nd^{149}	1.8 h (RutW52, WilleR60, HoffD64) 2.0 h (BotW46a, PoolM38a) others (MarinJ51c)	α β^- (PoolM38a) Δ -74.41 (MTW)	A excit (PoolM38a) chem, genet (MarinJ51c) parent Pm^{149} (Krup52, MarinJ51c)	β^- 1.5 max e^- 0.051, 0.068, 0.079, 0.090, 0.165, 0.195 γ Pm X-rays, 0.114 (18%), 0.156 (4%), 0.210 (27%), 0.27 (26%, complex), 0.327 (5%), 0.424 (9%), 0.541 (10%), 0.654 (9%) daughter radiations from Pm^{149}	Nd^{148} (n, γ) (PoolM38a, BotW46a, MarinJ51c, GopK64)
Nd^{150}	$t_{1/2}(\beta)$ $> 10^{16}$ y sp act (DixD54a) $t_{1/2}(\beta\beta)$ $> 2 \times 10^{18}$ y sp act (CowC56) others (MulhG52)	% 5.60 (IngM48a) 5.63 (WalkW53) 5.56 (WhiF56) others (IngM50a) Δ -73.67 (MTW) σ_c 1.5 (GoldmDT64)			
Nd^{151}	12 m (RutW52, MarinJ51c) others (WilleR60)	α β^- (RutW52) Δ -71.0 (MTW)	B n-capt (MarinJ51c) sep isotopes, n-capt, atomic level spacing (RutW52) parent Pm^{151} (RutW52)	β^- 2.0 max e^- 0.072 γ Pm X-rays, 0.086 (5%), 0.118 (40%), 0.138 (6%), 0.174 (10%, complex), 0.256 (11%), 0.425 (5%), 0.737 (5%), 0.797 (3%), 1.122 (2%), 1.180 (9%)	Nd^{150} (n, γ) (RutW52, MarinJ51c, SchmL59a, FosD65)
$^{141}_{61}\text{Pm}$	22 m (GratI59) 20 m (FiscV52)	α β^+ 57%, EC 43% (GratI59) Δ -80.7 (MTW)	A chem, excit (FiscV52) mass spect (GratI59)	β^+ 2.6 max γ Nd X-rays, 0.195 (13%), 0.511 (114%, γ^\pm) daughter radiations from Nd^{141}	Pr^{141} (a, 4n) (GratI59) Nd^{142} (p, 2n) (FiscV52)
Pm^{142}	40 s (GratI59) others (MarsT58)	α β^+ \approx 95%, EC \approx 5% (GratI59) Δ -81.2 (MTW)	B chem, genet (MarsT58) excit (GratI59) daughter Sm^{142} (MarsT58)	β^+ 3.78 max (MarsT58) γ Nd X-rays, 0.511 (190%, γ^\pm)	Nd^{142} (a, 4n) Sm^{142} (EC) (GratI59, MarsT58) Nd^{142} (p, n) (GratI59)
Pm^{143}	0.73 y (PagI63, BunnL64, FunE60) 0.78 y (WilkG50e)	α EC (WilkG50e) Δ -82.9 (MTW)	A chem, excit (WilkG50e) chem, mass spect (BallN58)	γ Nd X-rays, 0.742 (47%) e^- 0.698	Sm^{144} (p, 2n) $[\text{Eu}^{143}]$ (EC) Sm^{143} (EC) (FunE60) Pr^{141} (a, 2n) (WilkG50e, FiscV52, Ofes59, BunnL64) Nd^{143} (p, n) (PagI63)
Pm^{144}	0.96 y (BunnL64) 1.03 y (PagI63) 1.1 y (FunE60) 1.2 y (TotK59c) others (FiscV52)	α EC (FiscV52) no β^+ , lim 0.2% (Ofes59) Δ -82 (MTW)	A chem (FiscV52) chem, mass spect (BallN58) excit (Ofes59)	γ Nd X-rays, 0.474 (45%), 0.615 (99%), 0.695 (99%) e^- 0.430, 0.571, 0.651	Pr^{141} (a, n) (Ofes59, TotK59c, FiscV52) Nd^{144} (p, n) (PagI63, SugiyK61, FiscV52)
$\text{Pm}^{144?}$	60 d (PagI63)	α (PagI63)	F sep isotopes (PagI63)	γ γ spectrum may be identical to 1.1 y Pm^{144} (PagI63)	Nd^{144} (p, n) (PagI63)
Pm^{145}	17.7 y (BrosA59) others (ButeF51)	α EC (ButeF51) α $3 \times 10^{-7}\%$ (NurM62) Δ -81.33 (MTW)	A chem, genet (ButeF51) chem, mass spect (BallN58) daughter Sm^{145} (ButeF51)	γ Nd X-rays, 0.067 (1.0%), 0.072 (2.3%) e^- 0.023, 0.028, 0.061	Sm^{144} (n, γ) Sm^{145} (EC) (ButeF51, BrosA59)
Pm^{145}	16 d (LongJ52a)	α β^+ (LongJ52a)	F sep isotopes (LongJ52a)	β^+ 0.45 max	protons on Nd (LongJ52a)

Isotope Z A	Half-life	Type of decay ($\alpha, \beta, \gamma, \dots$); % abundance; Mass excess ($\Delta = M - A$), MeV ($C^{12} = 0$); Thermal neutron cross section (σ), barns	Class; Identification; Genetic relationships	Major radiations: approximate energies (MeV) and intensities	Principal means of production
61Pm^{146}	4.4 y (PagI63) 1.9 y (FunE60) 1 y (FiscV52) 1-2 y (LongJ52a)	α EC 65%, β^- 35% (FunE60) EC 69%, β^- 31% (PagI63) Δ -79.52 (MTW)	A chem, excit (FiscV52) chem, sep isotopes, genet energy levels (FunE60, FunE62)	β^- 0.78 max γ Nd X-rays, 0.453 (65%), 0.75 (65%, doublet)	$\text{Nd}^{146}(\text{p}, \text{n})$ (PagI63, FiscV52, LongJ52a) $\text{Nd}^{148}(\text{p}, 3\text{n})$ (FunE60)
Pm^{147}	2.62 y (WheeE65) 2.60 y (FlyK65a) 2.64 y (MerW57) 2.66 y (SchumR56) others (MelaE55, IngM50a, SchumR51a)	α β^- (BallN51g) Δ -79.08 (MTW) σ_c 120 (to Pm^{148}) 110 (to $\text{Pm}^{148\text{m}}$) (GoldmDT64)	A chem (MarinJ47, MarinJ51a) mass spect (HaydR48) daughter Nd^{147} (MarinJ47, MarinJ51a) parent Sm^{147} (RasJ50)	β^- 0.224 max average β^- energy: 0.070 calorimetric (HovV62) γ no γ	$\text{Nd}^{146}(\text{n}, \gamma)\text{Nd}^{147}(\beta^-)$ (MarinJ47, MarinJ51a) fission (BallN51g, SeiJ51c, MarinJ51a, GrumW48, IngM50a)
Pm^{148}	5.4 d (ReicC62, EldJ61) others (SchweC62a, ParkG47, KurbJ43, BhaS59)	α β^- (KurbJ43) Δ -76.89 (BabC63a, MTW) σ_c \approx 2000 (GoldmDT64)	A chem, n-capt, mass spect (ParkG47) daughter $\text{Pm}^{148\text{m}}$ (BabC63a)	β^- 2.48 max γ 0.551 (27%), 0.914 (15%), 1.465 (23%)	$\text{Nd}^{148}(\text{p}, \text{n})$ (LongJ52, FiscV52, KurbJ43, SchweC62a) $\text{Nd}^{148}(\text{d}, 2\text{n})$ (KurbJ42, KurbJ43, BabC63a) $\text{Pm}^{147}(\text{n}, \gamma)$ (ParkG47, ReicC62)
$\text{Pm}^{148\text{m}}$	41.8 d (EldJ61) 40.6 d (ReiC62) 45.5 d (SchweC62a) others (FiscV52, FolR51, LongJ52)	α β^- 93%, IT 7% (BabC63a) chem (ReiC62, SchweC62a) Δ -76.75 (LHP, MTW) σ_c 30,000 (GoldmDT64)	A excit, sep isotopes (LongJ52) chem (FolR51) chem, mass spect, genet (BabC63a) parent Pm^{148} (BabC63a)	β^- 0.69 max e 0.031, 0.053, 0.091, 0.242, 0.503, 0.583 γ Pm X-rays, Sm X-rays, 0.289 (13%), 0.413 (17%), 0.551 (95%), 0.630 (87%), 0.727 (36%), 0.916 (21%), 1.015 (20%) daughter radiations from Pm^{148}	$\text{Nd}^{148}(\text{p}, \text{n})$ (LongJ52, FiscV52, SchweC62a) $\text{Nd}^{148}(\text{d}, 2\text{n})$ (BabC63a) $\text{Pm}^{147}(\text{n}, \gamma)$ (ReiC62)
Pm^{149}	53.1 h (HoffD63, BunnL60) others (ArtnA60, FiscV52, IngM47d, RutW52, KondE51c, BotW46a, MarinJ51b)	α β^- (MarinJ47) Δ -76.07 (MTW)	A chem (MarinJ47, MarinJ51b) chem, mass spect (IngM47d) daughter Nd^{149} (KruP52, MarinJ51c)	β^- 1.07 max γ 0.286 (2%), 0.58 (0.1%), 0.85 (0.2%)	$\text{Nd}^{148}(\text{n}, \gamma)\text{Nd}^{149}(\beta^-)$ (KruP52, MarinJ47, SchmL60a, BunnL60)
Pm^{150}	2.68 h (FiscV52) 2.7 h (LongJ52)	α β^- (LongJ52) Δ -73.6 (MTW)	A excit, sep isotopes (LongJ52) chem, excit, sep isotopes (FiscV52)	β^- 3.05 max γ 0.334 (71%), 0.406 (7%), 0.71 (8%), 0.831 (18%), 0.88 (12%), 1.165 (23%), 1.33 (22%), 1.75 (10%), 1.96 (2.5%), 2.06 (1.2%), 2.53 (0.9%)	$\text{Nd}^{150}(\text{p}, \text{n})$ (LongJ52, FiscV52)
Pm^{151}	27.8 h (HoffD63) 28.4 h (BunnL60) 27.5 h (RutW52)	α β^- (RutW52) Δ -73.40 (MTW)	A genet, atomic level spacing (RutW52) chem (BunnL60) daughter Nd^{151} (RutW52)	β^- 1.19 max e 0.003, 0.018, 0.053, 0.058 γ Sm X-rays, 0.07 (5%, complex), 0.10 (7%, doublet), 0.17 (18%, complex), 0.24 (5%, complex), 0.275 (6%), 0.340 (21%), 0.45 (5%, complex), 0.66 (3%, complex), 0.72 (6%, complex), others to 0.96	$\text{Nd}^{150}(\text{n}, \gamma)\text{Nd}^{151}(\beta^-)$ (RutW52, BunnL60)
$\text{Pm}^?$	12.5 h (FolR51, PoolM38a)	α β^- (PoolM38a)	E (PoolM38a) chem (FolR51)		deuterons on Nd (PoolM38a) fission (FolR51)
Pm^{152}	6.5 m (WilleR58, WilleR60)	α β^- (WilleR58) Δ -71 (MTW)	B sep isotopes, excit (WilleR58) genet energy levels (AteA59)	β^- 2.2 max γ [Sm X-rays], 0.122, 0.245	$\text{Sm}^{152}(\text{n}, \text{p})$ (WilleR58, WilleR60, AteA59)
Pm^{153}	5.5 m (KotK62)	α β^- (KotK62) Δ -70.8 (MTW)	E excit, sep isotopes (KotK62)	β^- 1.65 max γ 0.090 (?), 0.12, 0.18	$\text{Sm}^{154}(\gamma, \text{p})$ (KotK62)
Pm^{154}	2.5 m (WilleR58, WilleR60)	α β^- (WilleR60)	C excit, sep isotopes (WilleR58)	β^- 2.5 max	$\text{Sm}^{154}(\text{n}, \text{p})$ (WilleR58, WilleR60)
62Sm^{142}	73 m (GrafI59) 72 m (MarsT58)	α EC \approx 50%, β^+ \approx 50% (DCapG59)	B chem (MarsT58) excit (GrafI59) parent Pm^{142} (MarsT58)	γ Pm X-rays, 0.15-0.35 (complex), 0.511 (100%, γ^\pm) daughter radiations from Pm^{142}	$\text{Nd}^{142}(\alpha, 4\text{n})$ (GrafI59, MarsT58)
Sm^{143}	9.0 m (SilE56) 8.9 m (AlfWL63a) 8.6 m (GrafI59) 8.5 m (WilleR60) 8.3 m (MirM56) 8.8 m (KotK60) others (ButeF50)	α EC 52%, β^+ 48% (DCapG59) EC \approx 63%, β^+ \approx 37% (GrafI59) others (SilE56, MirM56) Δ -79.6 (MTW)	B chem (ButeF50) excit (SilE56) chem, sep isotopes (MirM56)	γ Pm X-rays, 0.511 (100%, γ^\pm)	$\text{Nd}^{142}(\alpha, 3\text{n})$ (GrafI59) $\text{Sm}^{144}(\text{n}, 2\text{n})$ (WilleR60, MirM56, AlfWL63a) $\text{Sm}^{144}(\gamma, \text{n})$ (SilE56, ButeF50, KotK60, DCapG59)

Isotope Z A	Half-life	Type of decay ($\alpha, \beta, \gamma, \dots$); % abundance; Mass excess ($\Delta = M - A$), MeV ($C^{12} = 0$); Thermal neutron cross section (σ), barns	Class; Identification; Genetic relationships	Major radiations: approximate energies (MeV) and intensities	Principal means of production
$^{62}\text{Sm}^{143\text{m}}$	64 s (KotK60) 65 s (AlfWL63a) 61 s (BroaK65) others (JameR60)	Δ [IT] (KotK60) Δ -78.8 (LHP, MTW)	C chem (KotK60) excit (AlfWL63a)	γ 0.748	Sm^{144} (n, 2n) (AlfWL63a) Sm^{144} (γ , n) (KotK60) Sm^{144} (p, pn) (JameR60)
Sm^{144}		% 3.16 (IngM48) 3.15 (CollT57) 3.02 (AitK57) Δ -81.98 (MTW) σ_c ≈ 0.7 (GoldmDT64)			
Sm^{145}	340 d (BrosA59) others (ButeF51, CorkJ48a, IngM47c)	Δ EC (ButeF51, RutW52) Δ -80.67 (MTW) σ_c ≈ 100 (GoldmDT64)	A mass spect (IngM47c) chem (ButeF51) parent Pm^{145} (ButeF51)	γ Pm X-rays, 0.061 (13%), 0.485 ($3 \times 10^{-3}\%$) e^- 0.016, 0.054 daughter radiations from Pm^{145}	Sm^{144} (n, γ) (ButeF51, RutW52, IngM47c, BrosA59)
Sm^{146}	7×10^7 y sp act (NurM64) 5×10^7 y yield (DunID53)	Δ α (DunID53) % $< 2 \times 10^{-7}$ (MacfR60) Δ -81.05 (MTW)	B chem, decay charac (DunID53)	α 2.46	Sm^{147} (n, 2n) (NurM64) alphas on Nd (DunID53)
Sm^{147}	1.05×10^{11} y sp act (WriP61) others (DonhD64, MacfR61a, GraeG61, BearG54, BearG58, KarrM60, KarrM60a, LatC47, HosR35, PicE49)	Δ α (HevG32, LibW33) % 15.07 (IngM48) 15.1 (CollT57) 14.9 (AitK57) Δ -79.30 (MTW) σ_c ≈ 90 (GoldmDT64)	A chem (HevG32) sep isotopes, mass spect WeaB50) chem, genet, mass spect (RasJ50) daughter Pm^{147} (RasJ50)	α 2.23	
Sm^{148}	$t_{1/2}$ (α) $> 2 \times 10^{14}$ y sp act (MacfR61a) $t_{1/2}$ (α) 1.2×10^{13} y sp act (KarrM60)	% 11.27 (IngM48) 11.35 (CollT57) 11.22 (AitK57) Δ no α (MacfR61a) α (KarrM60) Δ -79.37 (MTW)			
Sm^{149}	$> 1 \times 10^{15}$ y sp act (MacfR61a) 4×10^{14} y sp act (KarrM60)	% 13.82 (AitK57) 13.84 (IngM48) 14.0 (CollT57) Δ no α (MacfR61a) α (KarrM60) Δ -77.15 (MTW) σ_c 41,500 (GoldmDT64)			
Sm^{150}		% 7.47 (IngM48, CollT57) 7.40 (AitK57) Δ -77.06 (MTW) σ_c 100 (GoldmDT64)			
Sm^{151}	≈ 87 y (FlyK65a) ≈ 93 y yield + mass spect (MelaE55) ≈ 73 y (KarrD52) ≈ 120 y yield (IngM50a)	Δ β^- (IngM47c) Δ -74.59 (MTW) σ_c 15,000 (GoldmDT64)	A mass spect (IngM47c, IngM50a) chem (MarinJ49a)	β^- 0.076 max e^- 0.014, 0.020 γ Eu L X-rays, 0.022 (4%)	fission (IngM50a, MarinJ49a, AchW59) Sm^{150} (n, γ) (IngM47c)
Sm^{152}		% 26.63 (IngM48) 26.6 (CollT57) 26.8 (AitK57) Δ -74.75 (MTW) σ_c 210 (GoldmDT64)			
Sm^{153}	46.8 h (WyaE61) 47.1 h (CorkJ58, CabM62) 46.2 h (GreeRE61) 46.5 h (HoffD63) 47.0 h (LeeM54) others (KurbJ42, BotW46a, WinsL51, RutW52)	Δ β^- (KurbJ42) Δ -72.56 (MTW)	A n-capt, excit (PoolM38a) mass spect (HaydR46, IngM47d) chem (WinsL51)	β^- 0.80 max e^- 0.022, 0.055, 0.062, 0.095, 0.101 γ Eu X-rays, 0.070 (5.4%), 0.103 (28%), 0.41 to 0.64 (0.6%, 16 γ rays)	Sm^{152} (n, γ) (HevG36, PoolM38a, HaydR46, SerL47b, WinsL51) Nd ¹⁵⁰ (α , n) (KurbJ42)
Sm^{154}		% 22.53 (IngM48) 22.4 (CollT57) 22.9 (AitK57) others (IngM50a) Δ -72.39 (MTW) σ_c 5 (GoldmDT64)			

Isotope Z A	Half-life	Type of decay ($\alpha, \beta, \gamma, \dots$); % abundance; Mass excess ($\Delta=M-A$), MeV ($C^{12}=0$); Thermal neutron cross section (σ), barns	Class; Identification; Genetic relationships	Major radiations: approximate energies (MeV) and intensities	Principal means of production
$^{155}_{62}\text{Sm}$	23.5 m (RutW52) 21.9 m (SunR60) others (WinsL51a, PoolM38a)	β^- (KurbJ42) Δ -70.14 (MTW)	A n-capt (AmaE35, MarsJK35) chem (WinsL51a) sep isotopes (SunR60, SchmL59b) parent Eu^{155} (IngM47c)	β 1.53 max e 0.056, 0.097, 0.103 γ Eu X-rays, 0.104 (73%), 0.246 (4%)	Sm^{154} (n, γ) (AmaE35, MarsJK35, HevG36, PoolM38a, SerL47b, IngM47c, WinsL51a, SunR60, SchmL59b)
Sm^{156}	9.4 h (GunR63) 9 h (AlsJ60)	β^- (WinsL51c) Δ -69.33 (MTW)	B chem, genet (WinsL51c) parent Eu^{156} (WinsL51c)	β 0.72 max e 0.014, 0.021, 0.030, 0.039 γ Eu X-rays, 0.088 (30%), 0.166 (10%), 0.204 (20%), 0.25 (5%, complex), 0.291 (3%) daughter radiations from Eu^{156}	fission (WinsL51c, AlsJ60, GunR63)
Sm^{157}	0.5 m (WilleR60)	$[\beta^-]$ (WilleR60)	C sep isotopes, cross bomb (WilleR60)	γ 0.57	Gd^{160} (n, a) (WilleR60)
$^{143}_{63}\text{Eu}$	2.3 m (KotK65)	β^+ (KotK65), [EC]	E excit, decay charac (KotK65)	β^+ 4.0 max γ 0.511 (γ^+)	Sm^{144} (d, 3n) (KotK65)
Eu^{144}	10.5 s (MesR65)	β^+ (MesR65), [EC] Δ -75.66 (MesR65, MTW)	C excit, decay charac (MesR65)	β^+ 5.2 max γ 0.511 (γ^+)	Sm^{144} (p, n) (MesR65)
Eu^{144}	18 m (HoffR52)	β^+ (HoffR52)	G excit, sep isotopes (HoffR52) activity not observed (OlkJ59b, MesR65)		protons on Sm^{144} (HoffR52)
Eu^{145}	5.9 d (FrieA63) 5.6 d (GroVJ59) others (HoffR51)	β^+ 99%, β^+ 1% (FrieA63) Δ -77.9 (MTW)	A chem, excit, sep isotopes (GroVJ59) chem, mass spect (FrieA63) daughter Gd^{145} (GroVJ59) daughter Tb^{149} (HoffR51)	γ Sm X-rays, 0.23?, 0.33?, 0.53 (complex), 0.656 (\uparrow 30), 0.766 (\uparrow 10), 0.894 (\uparrow 100), 1.66 (\uparrow 16), 2.00 (\uparrow 8) e 0.063, 0.103, 0.847 daughter radiations from Sm^{145}	Sm^{144} (a, 3n) Gd^{145} (EC) (GroVJ59, OlkJ59b, FrieA63) Sm^{144} (d, n) (GroVJ59)
Eu^{146}	4.59 d (TakeE64) others (FrieA63, GroVJ59, FunE62, GoroG58, AntoN59a, GoroG57a)	β^+ 96.5%, β^+ 3.5% (FunE62) EC 95.5%, β^+ 4.5% (TakeE64) others (FrieA63) Δ -77.18 (MTW)	A chem, genet (GoroG57a, GoroG58, GroVJ59) chem, mass spect (FrieA63) daughter Gd^{146} (GoroG58, GroVJ59)	γ Sm X-rays, 0.511 (7%, γ^+), 0.634 (77%, doublet), 0.666 (12%), 0.71 (13%, complex), 0.749 (100%), 0.90 (8%, complex), 1.058 (7%), 1.16 (6%, complex), 1.298 (6%), 1.408 (5%), 1.535 (8%), others to 2.93 β^+ 2.11 max (0.14%), 1.47 max (3.3%) e 0.586, 0.702	Sm^{144} (a, 2n) Gd^{146} (EC) (GroVJ59, FrieA63)
$\text{Eu}^{146?}$	38 h (HoffR51) others (FunE62)	(HoffR51)	E excit, sep isotopes (HoffR51) chem (FunE62) not daughter 50 d Gd^{146} (FrieA63, AntoN61) daughter 7 h $\text{Gd}^{146?}$ (GuseI57)	γ Y-ray spectrum may be identical to that of 4.59 d Eu^{146}	Sm^{147} (d, 3n), alphas on Sm^{144} (HoffR51) Sm^{147} (p, 2n) (FunE62)
Eu^{147}	21.5 d (FrieA63) 24 d (SchweC62, HoffR51, RasJ53, MackRC53) 25 d (AntoN58c)	β^+ 99.5%, β^+ 0.5% (MNuJ64) α 0.002% (SiiA62, TotK64) others (HoffR51, FrieA63) Δ -77.5 (MTW)	A chem, excit, sep isotopes (HoffR51) chem, mass spect (FrieA63) daughter Gd^{147} (GoroG57a)	γ Sm X-rays, 0.122 (20%), 0.198 (24%), 0.600 (7%), 0.680 (11%), 0.800 (6%), 0.957 (9%), 1.079 (9%), 1.25 (1.2%) e 0.030, 0.075, 0.114, 0.151 α 2.91	Sm^{147} (p, n) (HoffR51, RasJ53, SchweC62) Sm^{148} (p, 2n) (MNuJ64) deuterons on Sm (RasJ53)
Eu^{148}	54 d (WilkG50c) 50 d (HoffR51) 58 d (SchweC62a) 53 d (MarinJ51d)	β^+ 99+%, β^+ 0.13% (BabC63b) α $9 \times 10^{-7}\%$ (TotK64) Δ -76.26 (BabC63b, MTW)	A chem (MarinJ51d) excit, sep isotopes (HoffR51, MackRC52) mass spect (BabC63b)	γ Sm X-rays, 0.413 (18%, complex), 0.551 (120%, complex), 0.62 (90%, complex), 0.72 (18%, complex), 0.872 (7%), 0.917 (5%), 0.967 (5%), 1.033 (7%), 1.16 (5%, complex), 1.345 (8%), 1.62 (11%, complex) e 0.02-0.04, 0.51, 0.193, 0.366, 0.505, 0.544, 0.584 β^+ 0.92 max α 2.63	Sm^{148} (p, n) (HoffR51, MackRC52, WilkG50c, SchweC62a) Sm^{147} (d, n) (KurbJ43, MarinJ51d) Sm^{148} (d, 2n) (BabC63b)
Eu^{149}	106 d (HarI061) others (AntoN59, DzhB62d, WanF62)	EC (HarI061, HarmB61, AntoN59) no α , $\text{lim } 4 \times 10^{-7}\%$ (SiiA62) Δ -76 (MTW)	A sep isotopes, excit (HoffR52) chem, excit (MackRC53, HarI061, HarI063) genet energy levels (JhaS62b, AlfV64)	γ Sm X-rays, 0.277 (\uparrow 10), 0.328 (\uparrow 10) e 0.015, 0.021, 0.230, 0.281	Sm^{149} (p, n) (HoffR52, HarI061, HarI063) Sm^{150} (p, 2n) (HarmB61, HarI061)

Isotope Z A	Half-life	Type of decay (α, β, γ); % abundance; Mass excess ($\Delta = M - A$), MeV ($C^{12} = 0$); Thermal neutron cross section (σ), barns	Class; Identification; Genetic relationships	Major radiations: approximate energies (MeV) and intensities	Principal means of production
Eu ¹⁵⁰ 63	12.55 h (SiiA62) 12.8 h (YosY63) 13.7 h (MackRC53) 14.0 h (Riccr62) 15.0 h (WilkG50c) others (WilleR60, ButeF50)	α β^- 90%, EC 9%, β^+ 0.4% (GutM65) β^- 95%, EC 4%, β^+ 1% (YosY63) β^- 95%, EC 5% (SiiA62) Δ -74.81 (MTW)	A chem, excit (ButeF50) chem, excit, sep isotopes (HoffR52) excit, sep isotopes (MackRC52) parent Gd ¹⁵⁰ (KarrM61, SiiA62)	β^- 1.01 max β^+ 1.24 max γ Sm X-rays, 0.334 (4%), 0.406 (3%), 0.511 (0.8%, γ^+), 0.619 (0.2%), 0.713 (0.2%), 0.831 (0.5%), 0.921 (0.4%, doublet), 1.165 (0.4%), 1.224 (0.4%), 1.224 (0.3%), 1.630 (0.09%), 1.964 (0.2%)	Sm ¹⁵⁰ (p,n) (HoffR52, MackRC52, WilkG50c, HarmB61, YosY63) Sm ¹⁵⁰ (d, 2n) (YosY63)
Eu ¹⁵⁰	≈ 5 y (GutM61) >5 y (HarmB61)	α EC (HarmB61, GutM61)	A chem, genet energy levels (HarmB61, GutM61)	γ Sm X-rays, 0.334 (96%), 0.439 (86%), 0.584 (60%), 0.74 (21%, doublet), 1.049 (9%), 1.248 (5%), 1.347 (4%) e^- 0.287, 0.327, 0.392	Sm ¹⁵⁰ (p,n) (HarmB61, GutM61)
Eu ¹⁵¹		% 47.77 (HessD48) 47.86 (CollT57) Δ -74.67 (MTW) σ_c 5900 (to Eu ¹⁵²) 2800 (to Eu ^{152m1}) (GoldmDT64)			
Eu ¹⁵²	12.7 y (LocE56, LocE53) 12.2 y (GeiKW57) others (KarrD52, KasJ53)	α EC 72%, β^- 28%, β^+ 0.021% (LHP) Δ -72.89 (MTW) σ_c 5000 (GoldmDT64)	A n-capt, mass spect (IngM47) chem (MarinJ49)	β^- 1.48 max e^- 0.075, 0.115, 0.120 β^+ 0.71 max γ Gd X-rays, Sm X-rays, 0.122 (37%), 0.245 (8%), 0.344 (27%), 0.779 (14%), 0.965 (15%), 1.087 (12%), 1.113 (14%), 1.408 (22%)	Eu ¹⁵¹ (n, γ) (IngM47, SerL47b)
Eu ^{152m1}	9.3 h (BotW46a, ChilG61a) 9.2 h (PoolM38a, HaydR49, AntoS59)	α β^- 77%, EC 23%, β^+ 0.011% (NDS) no IT, lim 0.003% (TakaK65) Δ -72.84 (LHP, MTW)	A n-capt (MarsJK35) n-capt, excit (PoolM38a) mass spect (HaydR46, HaydR49)	β^- 1.88 max e^- 0.075, 0.115, 0.120 β^+ 0.89 max γ 0.122 (8%), 0.344 (2.5%), 0.842 (13%), 0.963 (12%), 1.315 (1.2%), 1.389 (1.1%)	Eu ¹⁵¹ (n, γ) (MarsJK35, PoolM38a, HevG36, FajK41, SerL47b, HaydR49)
Eu ^{152m2}	96 m (KirP63)	α IT (KirP63) no β^- , no EC, lim 5% (KirP63) Δ -72.74 (LHP, MTW)	A chem, excit, sep isotopes, cross bomb (KirP63)	γ Eu X-rays, 0.090 (74%) e^- 0.010, 0.016, 0.032, 0.039	Sm ¹⁵⁴ (p, 3n) (KirP63) Sm ¹⁵² (p, n) (KirP63) Eu ¹⁵¹ (n, γ) (TakaK65)
Eu ¹⁵³		% 52.23 (HessD48) 52.14 (CollT57) Δ -73.36 (MTW) σ_c 320 (GoldmDT64)			
Eu ¹⁵⁴	16 y (KarrD52) others (HaydR49, GeiKW57, KasJ53)	α β^- (HaydR49) no β^+ , lim 0.003% (AlbuD58b) Δ -71.68 (MTW) σ_c 1400 (GoldmDT64)	A n-capt (ScheiH38) mass spect (IngM47, HaydR49) chem (KarrD52)	β^- 1.85 max (10%), 0.87 max e^- 0.073, 0.115, 0.122 γ Gd X-rays, 0.123 (38%), 0.248 (7%), 0.593 (6%), 0.724 (21%), 0.759 (5%), 0.876 (12%), 1.00 (31%, doublet), 1.278 (37%)	Eu ¹⁵³ (n, γ) (ScheiH38, FajK39, FajK41a, SerL47b)
Eu ¹⁵⁵	1.811 y (PierrA59) others (RutW52, WinsL51d, HaydR49)	α β^- (WinsL51d) Δ -71.79 (MTW) σ_c 13,000 (GoldmDT64)	A chem (WinsL51d) mass spect (HaydR49) daughter Sm ¹⁵⁵ (IngM47c)	β^- 0.25 max e^- 0.011, 0.017, 0.036, 0.054, 0.078, 0.082 γ Gd X-rays, 0.087 (32%), 0.105 (20%)	Sm ¹⁵⁴ (n, γ) Sm ¹⁵⁵ (β^-) (IngM47c)
Eu ¹⁵⁶	15.4 d (WinsL51c, IngM47c)	α β^- (WinsL51c) Δ -70.05 (MTW)	A chem (WinsL51c) mass spect (IngM47d, IngM47c) daughter Sm ¹⁵⁶ (WinsL51c)	β^- 2.45 max e^- 0.039, 0.081, 0.087 γ Gd X-rays, 0.089 (8%), 0.646 (7%), 0.723 (6%), 0.812 (9%), 1.07 (11%, complex), 1.15 (14%, complex), 1.24 (16%, complex), 1.97 (7%, complex), 2.098 (3%), 2.19 (5%, complex)	Sm ¹⁵⁴ (n, γ) Sm ¹⁵⁵ (β^-) Eu ¹⁵⁵ (n, γ) (EwaG62, CliJ61) daughter Sm ¹⁵⁶ (WinsL51c)
Eu ¹⁵⁷	15.1 h (DaniW63) 15.4 h (WinsL51b)	α β^- (WinsL51b) Δ -69.43 (LHP, MTW)	A chem (WinsL51b) genet energy levels (HarmB62) cross bomb (DaniW63) sep isotopes (ShidY64)	β^- 1.3 max e^- 0.004, 0.014, 0.046, 0.056 γ Gd X-rays, 0.055 (5%), 0.064 (27%), 0.32 (5%, doublet), 0.37 (14%, doublet), 0.413 (27%), 0.477 (5%), 0.623 (6%)	Gd ¹⁶⁰ (p, α) (HarmB62) neutrons on Gd (KantJ64)

Isotope Z A	Half-life	Type of decay ($\alpha, \beta, \gamma, \dots$); % abundance; Mass excess ($\Delta = M - A$), MeV ($C^{12} = 0$); Thermal neutron cross section (σ), barns	Class; Identification; Genetic relationships	Major radiations: approximate energies (MeV) and intensities	Principal means of production
$^{63}\text{Eu}^{158}$	46 m (MunH65, SchimF65a, DaniW63) 60 m (WinsL51b)	β^- (WinsL51b) Δ -67.1 (MTW)	B chem (WinsL51b) chem, genet energy levels (DaniW63)	β^- 2.5 max e $^-$ [0.049, 0.072] γ 0.080 (\uparrow 100), 0.182, 0.52 (\uparrow 25, complex), 0.61 (\uparrow 8), 0.95 (\uparrow 95, complex), 1.11 (\uparrow 11), 1.19 (\uparrow 16)	Gd^{160} (d, a) (DaniW63) fission (WinsL51b)
Eu^{159}	18.1 m (MunH65) 19.0 (IwaT65) others (IwaT64, ButeF50, KuroT61b)	β^- (KuroT61b) Δ -66.02 (IwaT65, MTW)	C excit (ButeF50) sep isotopes, genet (IwaT64) parent Gd^{159} (IwaT64)	β^- 2.6 max γ 0.07 (42%), 0.09 (18%), 0.15 (14%), 0.22 (5%), 0.67 (21%), 0.73 (10%), 0.8 (11%, complex?), 1.1 (11%, complex), 1.5 (5%, complex?)	Gd^{160} (γ, p) (IwaT64, KuroT61b, ButeF50)
Eu^{160}	\approx 2.5 m (TakaK61)	β^- (TakaK61) Δ -64 (MTW)	F decay charac (TakaK61)	β^- 3.6 max γ no γ	Gd^{160} (n, p) (TakaK61)
$^{64}\text{Gd}^{145}$	25 m (GrovJ59) others (OlkJ59b)	β^+ EC, β^+ (GrovJ59, OlkJ59b)	A chem, excit, sep isotopes, genet (GrovJ59) parent Eu^{145} (GrovJ59)	β^+ 2.4 max γ Eu X-rays, 0.511 (γ^+), 0.80 (\uparrow 9), 1.03 (\uparrow 10), 1.75 (\uparrow 100, complex?)	Sm^{144} (a, 3n) (GrovJ59, OlkJ59b)
Gd^{146}	50 d (FrieA63) 46 d (GrovJ59) others (AntoN59a, GoroG58, GoroG57a, OlkJ59)	β^+ EC (GoroG58) EC \approx 99%, β^+ \approx 1% (FrieA63) Δ -76 (MTW)	A chem, genet (GoroG57a, GoroG58) chem, excit, sep isotopes (GrovJ59) chem, mass spect (FrieA63) parent Eu^{146} (GoroG58, GrovJ59)	γ Eu X-rays, 0.078 (\uparrow 30), 0.115 (\uparrow 100, complex), 0.155 (\uparrow 45) e $^-$ 0.066, 0.106 daughter radiations from 4.59 d Eu^{146}	Sm^{144} (a, 2n) (GrovJ59, FrieA63)
$\text{Gd}^{146?}$	7 h (OlkJ59, SunK51a) 12 h genet (GuseI57)	α (SunK51a) α , [EC] (OlkJ59)	F chem (GuseI57, OlkJ57) parent 38 h $\text{Eu}^{146?}$ (GuseI57)	γ 0.22, 0.34, 0.55, 0.72	alphas on Sm (SunK51a) protons on Tb (OlkJ59) protons on Ta (GuseI57)
Gd^{147}	35 h (AntoN58c) 22 h (FrieA63) 29 h (ShirV57)	β^+ EC, no β^+ , lim 1.2% (ShirV57) β^+ (weak) (FrieA63) Δ -75 (MTW)	A chem, genet (GoroG57a) chem, excit (ShirV57) chem, mass spect (FrieA63) parent Eu^{147} (GoroG57a) daughter Tb 147 (TotK60)	γ Eu X-rays, 0.229 (\uparrow 150), 0.39 (\uparrow 85, complex), 0.64 (\uparrow 70, complex), 0.77 (\uparrow 60, complex), 0.932 (\uparrow 60), 1.10 (\uparrow 19, complex) e $^-$ 0.181, 0.221, 0.321, 0.348, 0.388 daughter radiations from Eu^{147}	Sm^{144} (a, n) (FrieA63) Sm^{147} (a, 4n) (ShirV57)
Gd^{148}	84 y (SiiA62) others (RasJ53, SurY57)	α (RasJ53) Δ -76.29 (MTW)	B chem, excit, sep isotopes (RasJ53)	α 3.18	Sm^{147} (a, 3n), Eu^{151} (p, 4n) (RasJ53)
Gd^{149}	9.5 d (PraH62a) 9.3 d (ShirV57) others (HoffR51, AntoN58b)	β^+ EC 99.4%, $\alpha \approx$ 0.0007%, no β^+ , lim 0.4% (ShirV57, RasJ53) α 0.0005% (SiiA65a) Δ -75.2 (MTW)	A chem, excit, sep isotopes, cross bomb (HoffR51) chem, excit (ShirV57) chem, sep isotopes (PraH62a)	γ Eu X-rays, 0.150 (48%), 0.299 (26%), 0.347 (25%), 0.750 (11%), 0.790 (10%), 0.94 (5%, complex) e $^-$ 0.101, 0.142, 0.250, 0.298 α 3.01 daughter radiations from Eu^{149}	Eu^{151} (p, 3n) (HoffR51, PraH62a) Sm^{147} (a, 2n) (RasJ53, ShirV57)
Gd^{150}	2.1×10^6 y sp act (SiiA62) 1.4×10^6 y sp act (OgaI65) 1.2×10^5 y sp act (FrieA63b) $\approx 1 \times 10^5$ y (KarrM61)	α (RasJ53) Δ -75.82 (MTW)	A chem (RasJ53) mass spect (FrieA63b) daughter 12.6 h Eu^{150} (KarrM61, SiiA62)	α 2.73	daughter 12.6 h Eu^{150} (KarrM61, SiiA62) Eu^{151} (d, 3n) (RasJ53) alphas on Sm (FrieA63b)
Gd^{151}	120 d (AntoN58a) 150 d (HeiR50)	β^+ EC, no β^+ (HeiR50) $\alpha \approx 8 \times 10^{-7}\%$ (SiiA65a) Δ -74 (MTW)	A chem, excit (HeiR50) chem, genet energy levels (BisA57, ShirV58) daughter Tb 151 (BaranV58)	γ Eu X-rays, 0.0216 (3%), 0.154 (7%), 0.175 (3%), 0.244 (7%), 0.308 (1%) e $^-$ 0.014, 0.020, 0.105, 0.127, 0.167 α 2.60	Eu^{151} (p, n) (ShirV58, SiiA65a) Eu^{151} (d, 2n) (FajK41, ShirV58, KriN48, HeiR50, SteicE63)
Gd^{152}	1.1×10^{14} y sp act (MacFR61a) $\approx 10^{15}$ y (RieW59)	% 0.20 (BaiK50) 0.21 (CollT57) β^+ α (RieW59, MacFR61a) Δ -74.71 (MTW) σ_c <180 (GoldmDT64)	A chem, sep isotopes (RieW59, MacFR61a)	α 2.1	

Isotope Z A	Half-life	Type of decay ($\alpha, \beta, \gamma, \dots$); % abundance; Mass excess ($\Delta = M - A$, MeV ($C^{12}=0$); Thermal neutron cross section (σ), barns	Class; Identification; Genetic relationships	Major radiations: approximate energies (MeV) and intensities	Principal means of production
$^{153}_{64}\text{Gd}$	242 d (HoffD63) 236 d (HeiR50)	α EC, no β^+ (HeiR50) Δ -73.12 (MTW)	A mass spect (IngM47c) chem, n-capt (HeiR50) daughter Tb^{153} (MihJ57a, BaraV58)	γ Eu X-rays, 0.070 (2.4%), 0.099 (55%, complex) e^- 0.021, 0.049, 0.065, 0.101	Gd^{152} (n, γ) (IngM47c, CorkJ48a, HeiR50) Eu^{153} (d, 2n) (HeiR50)
Gd^{154}		% 2.15 (BaiK50) 2.23 (CollT57) Δ -73.65 (MTW)			
Gd^{155}		% 14.7 (BaiK50) 15.1 (CollT57) 15.0 (LowW59) Δ -72.04 (MTW) σ_c 58,000 (GoldmDT64)			
Gd^{156}		% 20.47 (BaiK50) 20.6 (CollT57) Δ -72.49 (MTW)			
Gd^{157}		% 15.68 (BaiK50) 15.7 (CollT57) others (LowW59) Δ -70.77 (MTW) σ_c 2.4×10^5 (GoldmDT64)			
Gd^{158}		% 24.9 (BaiK50) 24.5 (CollT57) Δ -70.63 (MTW) σ_c 3.4 (GoldmDT64)			
Gd^{159}	18.0 h (KriN48, ButeF50, ButeF49, BarlR55a, WilleR60) others (TotK60a, TakaK62, SerL47b)	α β^- (KriN48) Δ -68.59 (MTW)	A n-capt (SerL47b) chem (ButeF49, HeiR50) genet energy levels {JorW53a} mass spect (NielK58a) daughter Eu^{159} (IwaT64)	β^- 0.95 max e^- 0.006, 0.049, 0.056 γ Tb X-rays, 0.058 (3%), 0.363 (9%)	Gd^{158} (n, γ) (SerL47b, ButeF49, HeiR50)
Gd^{160}		% 21.9 (BaiK50) 21.6 (CollT57) Δ -67.89 (MTW) σ_c 0.8 (GoldmDT64)			
Gd^{161}	3.6 m (ButeF49) 3.7 m (JorW53a) others (KriN48, WilleR60)	α β^- (KetB49c) Δ -65.5 (MTW)	A n-capt (IngM46) n-capt, excit (ButeF49) n-capt, sep isotopes (SchmL59) parent Tb^{161} (KetB49c)	β^- 1.6 max e^- 0.005, 0.026, 0.049, 0.055, 0.263, 0.309 γ Tb X-rays, 0.102 (11%), 0.284 (8%), 0.315 (25%), 0.361 (66%)	Gd^{160} (n, γ) (IngM46, ButeF49, KetB49b, SchmL59)
Gd^{162}	several years (?) (FalK57)	α [β^-] (FalK57) Δ -64 (MTW)	F chem (FalK57) not parent Tb^{162} (FalK57)		Gd^{160} (n, γ) Gd^{161} (n, γ) (FalK57)
$^{147}_{65}\text{Tb}$	24 m (TotK60)	α EC, β^+ (TotK60)	C excit, genet (TotK60) parent Gd^{147} (TotK60)	γ Gd X-rays, 0.305, 0.511 (γ^+) daughter radiations from Gd^{147}	Pr^{141} (C^{12} , 6n) (TotK60)
Tb^{148}	70 m (TotK60) 66 m (BoncN61)	α EC, β^+ (TotK60) Δ -70.7 (MTW)	B chem, excit (TotK60)	β^+ 4.6 max γ Gd X-rays, 0.511 (γ^+), 0.78, 1.12	Pr^{141} (C^{12} , 5n) (TotK60)
$\text{Tb}^{<157}$	17 h (RoIM53)	α β^- (RoIM53)	G chem (RoIM53) existence of a Tb isotope with A <162, $t_{1/2}$ =17 h, and Q_{β^-} >2 is highly improbable (LHP)	β^- 2.34 max	alphas on Eu (RoIM53)
$\text{Tb}^{<157}$	>17 h (RoIM53)	α β^+ (RoIM53)	G chem (RoIM53) probably a mixture of Tb^{152} , Tb^{155} , and Tb^{156} (LHP)	β^+ 3.1 max e^- 0.076, 0.088, 0.126, 0.153, 0.20	alphas on Eu (RoIM53)

Isotope Z A	Half-life	Type of decay (α, β, γ); % abundance; Mass excess ($\Delta=M-A$), MeV ($C^{12}=0$); Thermal neutron cross section (σ), barns	Class; Identification; Genetic relationships	Major radiations: approximate energies (MeV) and intensities	Principal means of production
$^{149}_{65}\text{Tb}$	4.10 h (TotK60a) 4.2 h (BruniE65) others (RasJ53, SurY57)	α EC 84%, $\alpha \approx 16\%$, no β^+ (TotK60a, RasJ53, RolM53) Δ -71.4 (MTW)	A chem, mass spect (RasJ50, TotK60a) parent Eu ¹⁴⁵ (HoffR51) daughter Dy ¹⁴⁹ (TotK59) daughter Tb ^{149m} (MacfR62) descendant Er ¹⁵³ (MacfR63a)	γ Gd X-rays, 0.16, 0.35 e^- 0.115, 0.127, 0.157, 0.301, 0.338, 0.587 α 3.95 daughter radiations from Gd ¹⁴⁹	Pr ¹⁴¹ (C ¹² , 4n) (TotK59) Eu ¹⁵¹ (α , 6n) (RasJ53)
Tb^{149m}	4.3 m (MacfR62, MacfR64)	α [IT+EC+ β^+] 99%, α 0.025% (MacfR64)	B excit, cross bomb, genet (MacfR62) parent Tb ¹⁴⁹ (MacfR62)	γ [Tb X-rays] α 3.99 daughter radiations from Tb ¹⁴⁹	La ¹³⁹ (O ¹⁶ , 6n) (MacfR62, MacfR64)
Tb^{150}	3.1 h (TotK59d, TotK60a, BoncN61)	α EC, β^+ (TotK59d, TotK60, BoncN61) no α , lim 0.05% (TotK60a) Δ -71.03 (MTW)	A chem, mass spect (TotK59d, TotK60a)	β^+ 3.6 max γ Gd X-rays, 0.511 (\uparrow 100, γ^\pm), 0.637 (\uparrow 100), 0.93 (\uparrow 35)	protons on Gd (TotK59d, TotK60a)
Tb^{151}	18 h (TotK60a, BaranV58) 19 h (RasJ53) 20 h (MihJ57a) others (TotK58a, AntoN58)	α EC 99%, α 0.0005% (MacfR64) Δ -71.6 (MTW)	A chem, excit (RasJ53, MihJ57a, TotK58a) chem, genet (BaranV58) chem, mass spect (TotK60a) parent Gd ¹⁵¹ (BaranV58)	γ Gd X-rays, 0.108 (35%), 0.18 (18%, doublet), 0.252 (35%), 0.288 (32%), 0.40 (complex), 0.44 (complex), 0.48 (complex), 0.60 (complex), 0.72 (complex), 0.87 e^- 0.058, 0.100, 0.130, 0.202, 0.237 α 3.42	Eu ¹⁵¹ (α , 4n) (TotK58a, MacfR64) protons on Gd (TotK60a, HarmB62)
Tb^{152}	17.4 h (TotK60a) 18.5 h (TotK59b) 19.6 h (StriA62) others (BoncN60, BoncN61, AbdurA60a)	α EC \approx 80%, β^+ \approx 20% (GromK65a) no α , lim $10^{-9}\%$ (TotK59b) Δ -70.5 (MTW)	A chem, genet energy levels (TotK59b) chem, mass spect (TotK60a, StriA62) daughter Dy ¹⁵² (BasiA60a)	β^+ 2.82 max e^- 0.221, 0.263, 0.294, 0.336, 0.382, 0.536, 0.565, 0.607 γ Gd X-rays, 0.271 (\uparrow 13), 0.344 (\uparrow 100), 0.411 (\uparrow 6), 0.586 (\uparrow 14), 0.779 (\uparrow 14), 0.974 (\uparrow 10), 1.12 (\uparrow 10, complex), 1.31 (\uparrow 11, complex), 1.60 (\uparrow 7, complex), 1.95 (\uparrow 8, complex), 2.40 (\uparrow 9, complex), 2.70 (\uparrow 6, complex)	Eu ¹⁵¹ (α , 3n) (TotK59b) protons on Gd (TotK60a, StriA62)
Tb^{152}	4.0 m (OlkJ59a)	α EC, β^+ , α 0.002% (OlkJ59a)	C excit, cross bomb, sep isotopes (OlkJ59a)	γ Tb X-rays, 0.14, 0.23, 0.511 (γ^\pm)	Eu ¹⁵¹ (α , 3n), Gd ¹⁵² (p, n) (OlkJ59a)
Tb^{153}	55 h (TotK60a) 63 h (StriA61) 62 h (MihJ57a) others (TotK59a, BaranV58, AntoN58)	α EC (MihJ57a) Δ -71 (MTW)	A chem, excit, genet (MihJ57a) chem, genet (BaranV58) chem, mass spect (TotK60a) parent Gd ¹⁵³ (MihJ57a, BaranV58) daughter Dy ¹⁵³ (DobA58)	γ Gd X-rays, 0.083 (11%, complex), 0.11 (12%, complex), 0.17 (9%, complex), 0.212 (30%), 0.250, 0.33, 0.88 e^- 0.012, 0.034, 0.037, 0.040, 0.044, 0.052, 0.057, 0.162 daughter radiations from Gd ¹⁵³	protons on Gd (MihJ57a, HarmB62, TotK60a)
Tb^{154}	21.0 h (TotK60a) 17 h (WilkG50c, RolM53, HandT55b) others (MihJ57a, AntoN58, HenrR59, TotK59a)	α EC, β^+ \approx 0.5% (?) (WilkG50c) Δ -70 (MTW)	A chem, excit (WilkG50c) chem, genet energy levels (MihJ57a) chem, excit, sep isotopes (HandT55b) chem, mass spect (TotK60a) not daughter Dy ¹⁵⁴ (MacfR61)	γ Gd X-rays, 0.123, 0.18?, 0.248, 0.30 (complex), 0.347, 0.53 (complex), 0.65 (complex), others to 2.5 e^- 0.073, 0.115, 0.122, 0.198	Eu ¹⁵¹ (α , n) (WilkG50c) Eu ¹⁵³ (α , 3n) (TotK59a) protons on Gd (HandT55b, MihJ57a, TotK60a)
Tb^{154}	8.5 h (TotK60a) \approx 7.5 h (HandT55b) 8 h (MihJ57a)	α EC, β^+ (?) (HandT55b) Δ -70 (MTW)	A chem, excit (HandT55a) chem, genet energy levels (MihJ57a) chem, mass spect (TotK60a) not daughter Dy ¹⁵⁴ (MacfR61)	γ Gd X-rays, 0.123, 0.18?, 0.248, 0.53 (complex), 0.65 (complex) e^- 0.073, 0.115, 0.122, 0.198	protons on Gd (HandT55b, MihJ57a, TotK60a)
Tb^{155}	5.6 d (MihJ57a) 5.4 d (TotK60a) 4.5 d (DzhB58) others (AntoN58)	α EC (MihJ57a, HarmB62) Δ -71 (MTW)	A chem, excit (WilkG50a) chem, sep isotopes, genet energy levels (MihJ57a) chem, mass spect (TotK60a) others (HandT55b) daughter Dy ¹⁵⁵ (GoroG57a, DobA58, MayM64)	γ Gd X-rays, 0.087 (37%), 0.105 (25%), 0.163 (8%, complex), 0.180 (8%), 0.262 (7%), 0.368 (4%) e^- 0.011, 0.034, 0.053, 0.078, 0.110, 0.129, 0.210	protons on Gd (MihJ57a, HandT55b, TotK60a)

Isotope Z A	Half-life	Type of decay (α, β, γ); % abundance; Mass excess ($\Delta = M - A$), MeV ($C^{12} = 0$); Thermal neutron cross section (σ), barns	Class; Identification; Genetic relationships	Major radiations: approximate energies (MeV) and intensities	Principal means of production
$^{156}_{65}\text{Tb}$	5.1 d (TotK60a) 5.3 d (HenrR59) 5.6 d (MihJ57a) others (HandT55b, WilkG50a, ButeF49, AntoN58, HolloJ59)	α EC, β^- (weak), no β^+ (HandT55b) no β^- (HolloJ59, OfeS59a) Δ -70 (MTW)	A chem, excit (HandT55b) chem, genet energy levels (MihJ57a)	γ Gd X-rays, 0.089 (17%), 0.199 (40%), 0.356 (13%), 0.535 (70%), 1.065 (12%), 1.16 (17%, complex), 1.22 (29%), 1.42 (15%), 1.65 (5%), 1.85 (4%) e^- 0.039, 0.081, 0.087, 0.149	$\text{Eu}^{153}(\alpha, n)$ (HansP59, OfeS59a, WilkG50a) $\text{Gd}^{156}(\text{p}, n)$ (WilkG50c)
$\text{Tb}^{156\text{m}}$	5.5 h (MihJ57, HandT55b) 5.0 h (WilkG50a)	α IT (MihJ57, MihJ57a) EC, $\beta^- < 25\%$ (WilkG50a) β^- (weak), no β^+ (HandT55b) Δ -70 (LHP, MTW)	B chem, excit (WilkG50a, HandT55b) chem, sep isotopes (MihJ57) chem, mass spect (TotK60)	γ [Tb L X-rays, Tb K X-rays (weak), 0.088 (weak)] e^- 0.036, 0.081 daughter radiations from Tb^{156}	$\text{Gd}^{156}(\text{p}, n)$ (HandT55b, MihJ57)
Tb^{157}	1.5×10^2 y sp act (FujI64) 3×10^2 y sp act (GrigE64) others (IwaS63)	α EC (BhaM62, FujI64, IwaS63) Δ -70.71 (MTW)	A chem, mass spect (NauR60a, TotK60a) chem, sep isotopes, cross bomb (BhaM62) daughter Dy^{157} (IwaS63, FujI64)	γ Gd X-rays	$\text{Dy}^{156}(\text{n}, \gamma)$, $\text{Dy}^{157}(\text{EC})$ (NauR60a, BhaM62) $\text{Gd}^{157}(\text{p}, n)$ (BhaM62) $\text{Gd}^{156}(\alpha, 3\text{n})$, $\text{Dy}^{157}(\beta^-)$ (IwaS63, FujI64)
Tb^{158}	1.2×10^3 y (LewisH61) others (TotK60a, HandT55b, GovN58)	α EC 86%, β^- 14%, no β^+ , lim 2% (BhaM62) Δ -69.43 (MTW)	A chem (ButeF60) chem, mass spect (NauR60a) chem, cross bomb, sep isotopes (BhaM62)	β^- 0.85 max e^- 0.029, 0.044, 0.072, 0.078, 0.092, 0.132 γ Gd X-rays, 0.080 (12%), 0.182 (10%), 0.782 (10%), 0.95 (69%, doublet), 1.110 (2.2%), 1.190 (1.8%)	$\text{Dy}^{156}(\text{n}, \gamma)$, $\text{Dy}^{157}(\text{EC})$ $\text{Tb}^{157}(\text{n}, \gamma)$ (NauR60a, BhaM62, LewisH61, NauR62)
$\text{Tb}^{158\text{m}}$	10.5 s (SchmW65, GovN58) 11.0 s (HammC57) 10.2 s (Brook65) others (HandT55b, PoolM38)	α IT (HandT55b) no β^- (lim 0.6%), no β^+ (lim 0.04%), no EC (lim 1.5%) (SchmW65) Δ -69.32 (LHP, MTW)	C excit (GovN58, HammC57)	e^- 0.060, 0.102 γ Tb X-rays, 0.110 (0.5%)	$\text{Tb}^{159}(\text{n}, 2\text{n})$ (SchmW65) $\text{Tb}^{159}(\gamma, \text{n})$ (GovN58, HammC57)
Tb^{159}	$t_{1/2}(\alpha) > 5 \times 10^{16}$ y sp act (PorsW54)	% 100 (HessD48, CollT57) Δ -69.53 (MTW) σ_c 46 (GoldmDT64)			
Tb^{160}	72.1 d (HoffD63) 72.3 d (KreK54) 73.0 d (ThirH57) others (BotW46a, BursS50, SmiRR56, IngM47c, KriN48, CorkJ50e, CorkJ48a)	α β^- (BotW43) no EC(K), lim 0.5% (ClarM57) Δ -67.85 (LHP, MTW) σ_c 525 (GoldmDT64)	A n-capt (BotW43) mass spect (IngM47c) chem (FolR51)	β^- 1.74 max (0.4%), 0.86 max e^- 0.033, 0.079, 0.085 γ Dy X-rays, 0.087 (12%), 0.197 (6%), 0.299 (30%), 0.879 (31%), 0.966 (31%, complex), 1.178 (15%), 1.272 (7%)	$\text{Tb}^{159}(\text{n}, \gamma)$ (BotW43, BotW46a, SerL47b)
Tb^{161}	6.9 d (HoffD63, BisA56) 6.8 d (ButeF49, SmiRR56) 7.2 d (BaranS58, FunL64, HeiR50, CorkJ56a) others (CorkJ52c, BarlR55a)	α β^- (KriN48) Δ -67.47 (MTW)	A excit (KriN48) chem, excit (KetB49c) genet energy levels (CorkJ56a, SmiW56b) daughter Gd^{161} (KetB49c)	β^- 0.59 max (10%), 0.52 max e^- 0.017, 0.040, 0.048 γ Dy X-rays, 0.026 (21%), 0.049 (19%), 0.057 (5%), 0.075 (10%)	$\text{Gd}^{160}(\text{n}, \gamma)$, $\text{Gd}^{161}(\beta^-)$ (KetB49b, KetB49c)
Tb^{162}	7.48 m (SchnT65)	α [β^-] (SchnT65) Δ -65 (MTW)	B genet energy levels, excit (SchnT65)	γ Dy X-rays, 0.040 (\uparrow 17), 0.081 (\uparrow 8), 0.140 (\uparrow 6), 0.180 (\uparrow 26), 0.258 (\uparrow 100), 0.81 (\uparrow 44), 0.89 (\uparrow 54) e^- [0.027, 0.072]	$\text{Dy}^{162}(\text{n}, \text{p})$ (SchnT65)
Tb^{162}	2.24 h (SchnT65) 2 h (FalK57)	α [β^-] (FalK57) Δ -65 (MTW)	C chem, excit, sep isotopes (FalK57)		$\text{Gd}^{160}(\alpha, \text{pn})$ (FalK57)
Tb^{163}	6.5 h (AlsJ60, TakaK62) others (FalK57)	α β^- (TakaK62) Δ -64.7 (MTW)	B chem, excit (fission yield) (AlsJ60) sep isotopes (TakaK62)	β^- 1.65 max γ Dy X-rays, 0.025, 0.235, 0.330, 0.510	$\text{Gd}^{160}(\alpha, \text{p})$ (FalK57) $\text{Dy}^{164}(\gamma, \text{p})$ (TakaK62) high energy fission (AlsJ60)
Tb^{163}	7 m (WilleR60)	α [β^-] (WilleR60)	E sep isotopes, excit (WilleR60) possibly identical to 7.5 m Tb^{162}	γ 0.18	$\text{Dy}^{163}(\text{n}, \text{p})$ (WilleR60)
$\text{Tb}^{162, 163}$	14 m (ButeF50)		F excit (ButeF50)		gammas on Dy (ButeF50)

Isotope Z A	Half-life	Type of decay (α, β, γ); % abundance; Mass excess ($\Delta = M - A$), McV ($C^{12} = 0$); Thermal neutron cross section (σ), barns	Class; Identification; Genetic relationships	Major radiations: approximate energies (McV) and intensities	Principal means of production
$^{164}_{65}\text{Tb}$	23 h (AlsJ60)	α [β^-] (AlsJ60) Δ -62 (MTW)	D chem, excit (fission yield) (AlsJ60)		high energy fission (AlsJ60)
$^{149}_{66}\text{Dy}$	10-20 m (TotK59, TotK58a)	α EC (TotK58a, TotK59)	C excit, genet (TotK59, TotK58a) parent Tb^{149} (TotK59)		$\text{Pr}^{141}(\text{N}^{14}, 6\text{m})$ (TotK59, TotK58a)
$^{150}_{66}\text{Dy}$	7.2 m (MacfR64) 8 m (TotK59) 7 m (RasJ53)	α EC, β^+ , α (TotK59) EC+ β^+ 82%, α 18% (MacfR64) Δ -69 (MTW)	C cross bomb (RasJ53) excit (TotK59) daughter Ho^{150} (MacfR63) daughter Er^{154} (MacfR63)	γ Tb X-rays, 0.39, 0.511 (γ^{\pm}) α 4.23 daughter radiations from Tb^{150}	$\text{Pr}^{141}(\text{N}^{14}, 5\text{m})$ (TotK59) $\text{Ce}^{140}(\text{O}^{16}, 6\text{m})$ (MacfR64) $\text{Tb}^{159}(\text{p}, 10\text{n})$ (RasJ53)
$^{151}_{66}\text{Dy}$	18.0 m (MacfR64) 19 m (TotK59, RasJ53)	α β^+ + EC 94%, α 6% (MacfR64) Δ -69 (MTW)	B cross bomb (RasJ53) excit (TotK59) daughter 35.6 s Ho^{151} (MacfR63)	α 4.06 γ Tb X-rays, 0.145, 0.511 (γ^{\pm}) daughter radiations from Tb^{151}	$\text{Pr}^{141}(\text{N}^{14}, 4\text{n})$ (TotK59) $\text{Ce}^{140}(\text{O}^{16}, 5\text{m})$ (MacfR64) $\text{Tb}^{159}(\text{p}, 9\text{n})$ (RasJ53)
$^{152}_{66}\text{Dy}$	2.41 h (SiiA62) 2.3 h (MacfR64, RasJ53, SurY57, BasiA60a) 2.5 h (TotK58a)	α EC, β^+ (?), α (RasJ53, TotK59) α 0.05% (MacfR64) Δ -70.11 (MTW)	A chem, excit (RasJ53, TotK58a) chem, genet (BasiA60a) parent 18 h Tb^{152} (BasiA60a) daughter 52.35 Ho^{152} (MacfR63)	γ Tb X-rays, 0.257, 0.511 ? (γ^{\pm}) α 3.65 daughter radiations from 18 h Tb^{152}	$\text{Pr}^{141}(\text{N}^{14}, 3\text{n})$ (TotK59) $\text{Gd}^{152}(\alpha, 4\text{n})$ (TotK58a, MacfR64)
$^{153}_{66}\text{Dy}$	6.4 h (MacfR64) 5.5 h (RydH62) 5.0 h (TotK58a) 6.4 h (DzhB61a) others (DobA58, GoroG57a)	α EC, α 0.0030% (MacfR64) Δ -69.2 (MTW)	A chem, excit, sep isotopes (TotK58a) chem, mass spect, genet (DobA58) parent Tb^{153} (DobA58)	γ Tb X-rays, 0.08 (complex), [0.25 (complex)], others e^- 0.029, 0.047, 0.072, 0.091, 0.192, 0.202 α 3.48 daughter radiations from Tb^{153}	$\text{Gd}^{152}(\alpha, 3\text{n})$ (TotK58a, MacfR64)
$^{154}_{66}\text{Dy}$	$t_{1/2} > 10$ y (MacfR61) $t_{1/2}(\alpha) \approx 1 \times 10^6$ y sp act (MacfR61)	α α (MacfR61) Δ -70.5 (MTW)	B chem, excit (MacfR61) not parent 21 h or 8.5 h Tb^{154} (MacfR61)	α 2.85	$\text{Gd}^{154}(\alpha, 4\text{n})$ (MacfR61)
$^{154\text{m}}_{66}\text{Dy}$	13 h (TotK58a)	α α (TotK58a)	B chem, excit, sep isotopes (TotK58a)	α 3.37	$\text{Gd}^{154}(\alpha, 4\text{n})$ (TotK58a)
$^{155}_{66}\text{Dy}$	10.2 h (PersL63c, PersL64a) others (MayM64, TotK58a, GoroG57a, BoncN60, DzhB58a, DobA58, MihJ57a)	α EC (TotK58a) β^+ 2% (PersL63c) Δ -69 (MTW)	A chem, excit (MihJ57a) chem, mass spect (DobA58) parent Tb^{155} (GoroG57a, DobA58, MayM64) daughter Ho^{155} (DalB60a, KalyA59, BasiA61)	γ Tb X-rays, 0.227 (68%), 0.52 (8%, complex), 0.65 (5%, complex), 0.74 (4%, complex), 0.91 (5%, complex), 1.000 (6%), 1.091 (5%), 1.16 (6%, complex), 1.250 (4%), 1.39 (3%), 1.45 (4%), 1.66 (2%) β^+ 1.08 max (0.14%), 0.85 max (2%) e^- 0.013, 0.038, 0.057, 0.175 daughter radiations from Tb^{155}	$\text{Tb}^{159}(\text{p}, 5\text{n})$ (MihJ57a, PersL64a) $\text{Gd}^{153}(\alpha, 2\text{n})$, $\text{Gd}^{154}(\alpha, 3\text{n})$ (TotK58a) $\text{Gd}^{152}(\alpha, \text{n})$ (TotK61)
$^{156}_{66}\text{Dy}$	$t_{1/2}(\alpha) > 1 \times 10^{18}$ y sp act (RieW58)	$\%$ 0.0524 (IngM48d) 0.057 (CollT57) Δ -70.9 (MTW) $\sigma_c \approx 3$ (GoldmDT64)			
$^{157}_{66}\text{Dy}$	8.1 h (PersL63b) 8.2 h (MayM64, HandT53, RayG63) others (DobA58, GoroG57a)	α EC, no β^+ (HandT53) Δ -70 (MTW)	A chem, excit (HandT53) chem, sep isotopes (TotK61) chem, mass spect (DobA58) parent Tb^{157} (IwaS63, FujI64)	γ Tb X-rays, 0.326 (91%) e^- 0.009, 0.031, 0.052, 0.074, 0.274	$\text{Tb}^{159}(\text{p}, 3\text{n})$ (HandT53, PersL63b) $\text{Gd}^{154}(\alpha, \text{n})$ (TotK61)
$^{158}_{66}\text{Dy}$		$\%$ 0.0902 (IngM48d) 0.100 (CollT57) Δ -70.37 (MTW) σ_c 100 (GoldmDT64)			
$^{159}_{66}\text{Dy}$	144 d (KetB59) 151 d (HoffD63) 138 d (RayG63, MayM64) others (ButeF51a, KetB49, BjoS61, GrigE60a)	α EC (KetB49) Δ -69.15 (MTW)	A chem, n-capt (KetB49) chem, cross bomb (ButeF51a) genet energy levels (MihJ57a)	γ Tb X-rays, 0.058 (4%), 0.348 ($9 \times 10^{-4}\%$) e^- 0.006, 0.049, 0.056	$\text{Dy}^{158}(\text{n}, \gamma)$ (SerL47b, ButeF49, HeiR50) $\text{Tb}^{159}(\text{d}, 2\text{n})$ (ButeF51a) $\text{Tb}^{159}(\text{p}, \text{n})$ (KetB59)

Isotope Z A	Half-life	Type of decay (α); % abundance; Mass excess ($\Delta=M-A$), MeV ($C^{12}=0$); Thermal neutron cross section (σ), barns	Class; Identification; Genetic relationships	Major radiations: approximate energies (MeV) and intensities	Principal means of production
$^{66}\text{Dy}^{160}$		% 2.294 (IngM48d) 2.35 (CollT57) Δ -69.67 (MTW)			
^{161}Dy		% 18.88 (IngM48d) Δ -68.05 (MTW) σ_c 600 (GoldmDT64)			
^{162}Dy		% 25.53 (IngM48d) 25.5 (CollT57) Δ -68.18 (MTW) σ_c 140 (GoldmDT64)			
^{163}Dy		% 24.97 (IngM48d) 24.9 (CollT57) Δ -66.36 (MTW) σ_c 130 (GoldmDT64)			
^{164}Dy		% 28.18 (IngM48d) 28.1 (CollT57) Δ -65.95 (MTW) σ_c 800 (to Dy^{165}) 2000 (to Dy^{165m}) (GoldmDT64)			
Dy^{165}	139.2 m (SherR52) 139.0 m (PersL63) others (BotW46a, KetB49, SerL47b, MangS62, SlaH46, MayE54)	α^- (PoolM38a) Δ -63.51 (MTW) σ_c 4700 (GoldmDT64)	A n-capt (HevG36, MarsJK35) n-capt, sep isotopes (IngM47f) mass spect (IngM47a)	β^- 1.29 max e^- 0.039, 0.085 Y Ho X-rays, 0.095 (4%), 0.280 (0.6%), 0.361 (1.1%), 0.633 (0.7%), 0.716 (0.7%) others to 1.08	$\text{Dy}^{164}(n, \gamma)$ (MarsJK35, HevG36, PoolM38a, MeiL40, SerL47b, KetB49)
Dy^{165m1}	1.26 m (HardR64) others (FlaA46, FlaA44a, HoleN48a)	α IT (FlaA44a) β^- 2.5% (HardR64) β^- 2.4% (TorR60) others (JerW53b) Δ -63.40 (LHP, MTW)	A n-capt (FlaA44a) n-capt, sep isotopes (IngM47f)	β^- 1.04 max (0.4%), 0.89 max e^- 0.054, 0.100, 0.106 Y Dy X-rays, 0.108 (3%), 0.152 (0.3%), 0.362 (0.6%), 0.514 (1.8%) daughter radiations from Dy^{165}	$\text{Dy}^{164}(n, \gamma)$ (FlaA44a, FlaA46, SerL47b, CaldR50, HardR64)
Dy^{165m2}	32 s (HardR64)	α [IT] (HardR64)	C n-capt, sep isotopes (HardR64)	Y complex spectrum to 1.1	$\text{Dy}^{164}(n, \gamma)$ (HardR64)
Dy^{166}	81.5 h (HoffD63) 81.8 h (GunR62) others (HelmeR60, ButeF50a, KetB49)	α β^- (KetB49) Δ -62.59 (MTW)	A chem, genet (KetB49) parent Ho^{166} (KetB49, ButeF50a)	β^- 0.48 max (5%), 0.40 max e^- 0.019, 0.027, 0.046 Y Ho X-rays, 0.082 (12%), 0.372 (0.5%), 0.426 (0.5%) daughter radiations from Ho^{166}	$\text{Dy}^{164}(n, \gamma)$ $\text{Dy}^{165}(n, \gamma)$ (KetB49, ButeF50a, RusL60, HelmeR60, GunR62, BrabV64, HoffD63)
Dy^{167}	4.4 m (WilleR60)	α [β^-] (WilleR60)	C sep isotopes, excit (WilleR60)		$\text{Er}^{170}(n, \alpha)$ (WilleR60)
$^{67}\text{Ho}^{150}$	≈ 20 s (MacfR63)	α [EC, β^+] (MacfR63)	F genet (MacfR63) parent Dy^{150} (MacfR63)		$\text{Pr}^{141}(\text{O}^{16}, 7n)$ (MacfR63)
Ho^{151}	35.6 s (MacfR63)	α β^+ + EC 80%, α 20% (MacfR63)	B excit, cross bomb, genet (MacfR63) parent Dy^{151} (MacfR63)	α 4.51 Y [Dy X-rays, 0.511 (γ^+)] daughter radiations from Dy^{151} , Tb^{147}	$\text{Pr}^{141}(\text{O}^{16}, 6n)$ (MacfR63)
Ho^{151}	42 s (MacfR63)	α $\alpha \approx 30\%$, β^+ + EC $\approx 70\%$ (MacfR64)	C excit, cross bomb (MacfR63)	α 4.60 Y [Dy X-rays, 0.511 (γ^+)] daughter radiations from Dy^{151} , Tb^{147}	O^{16} on Nd^{142} (MacfR63)
Ho^{152}	52.3 s (MacfR63)	α [EC+ β^+] 81%, α 19% (MacfR63)	B excit, genet (MacfR63) parent Dy^{152} (MacfR63)	α 4.45	$\text{Pr}^{141}(\text{O}^{16}, 5n)$ (MacfR63)

Isotope Z A	Half-life	Type of decay ($\alpha, \beta, \gamma, \dots$); % abundance; Mass excess ($\Delta \approx M-A$), MeV ($C^{12}=0$); Thermal neutron cross section (σ), barns	Class; Identification; Genetic relationships	Major radiations: approximate energies (MeV) and intensities	Principal means of production
67Ho^{152}	2.4 m (MacfR63) ≈ 4 m (RasJ53)	α [EC+ β^+] $\approx 70\%$, $\alpha \approx 30\%$ (MacfR63) $\Delta -63.8$ (MTW)	C excit (RasJ53) excit, cross bomb (MacfR63, MacfR64b) daughter Er^{152} (MacfR63a)	α 4.38	$\text{Pr}^{141}(\text{O}^{16}, 5n)$ (MacfR63)
Ho^{153}	9 m (MacfR63)	α [EC+ β^+], α 0.3% (MacfR63) $\Delta -65.0$ (MTW)	C excit (MacfR63)	α 3.92	$\text{Pr}^{141}(\text{O}^{16}, 4n)$ (MacfR63)
Ho^{153}	27 m (MayM64)	α [a] (MayM64)	F genet (MayM64) ancestor Eu^{145} (MayM64)		protons on Dy (MayM64)
Ho^{154}	7 m (LagP66)	α β^+ , [EC] (LagP66) $\Delta -65$ (MTW)	B chem, mass spect (LagP66)	γ [Dy X-rays], 0.335, 0.511 (γ^+)	protons on Dy (LagP66)
Ho^{155}	50 m (LagP66, KalyA59) 46 m (DalB60a)	α [EC], β^+ (KalyA59)	A chem, genet (KalyA59, DalB60a, BasiA61) mass spect (LagP66) parent Dy^{155} (DalB60a, KalyA59, BasiA61)	β^+ 2.1 max γ Dy X-rays, 0.092, 0.138, 0.511 (γ^+) daughter radiations from Dy^{155}	protons on Dy, Ho (LagP66)
Ho^{156}	55 m (LagP66, BasiA61) 57 m (GrigE60d) others (MihJ57a)	α [EC] (MihJ57a) β^+ (GrigE60d)	A chem, sep isotopes (MihJ57a) chem, mass spect (LagP66)	γ [Tb X-rays], 0.138 ($\uparrow 100$), 0.266 ($\uparrow 99$), 0.367 ($\uparrow 23$), 0.511 (γ^+), 0.685, 0.89, 1.20, 1.41 e^- 0.084, 0.130, 0.213 β^+ 2.9 max ($\uparrow 1$), 1.8 max ($\uparrow 18$)	$\text{Dy}^{156}(\text{p}, n)$ (MihJ57a)
Ho^{157}	14 m (LagP66)	α β^+ , [EC] (LagP66)	B [chem], mass spect (LagP66)	γ Dy X-rays, 0.087, 0.152, 0.190, 0.227, 0.511 (γ^+), 0.71, 0.86, 0.90, 1.20 daughter radiations from Dy^{157}	protons on Dy, Ho (LagP66)
Ho^{158}	11.5 m (SchepH62) 11 m (StenT65a)	α EC, no β^+ , lim 10% (SchepH62) $\Delta -66.33$ (MTW)	A chem (DneI60) chem, excit (SchepH62) chem, genet (StenT65a) daughter Ho^{158m} (StenT65a)	γ Dy X-rays, 0.099, 0.218, 0.329, 0.412, 0.52, 0.647, 0.73, 0.86, 0.940, 1.21, 1.47, 1.6, 1.8, 2.05, 2.21, 2.87, 3.1 e^- 0.045, 0.062, 0.091, 0.097, 0.164	$\text{Tb}^{159}(\alpha, 5n)$ (SchepH62)
Ho^{158m}	29 m (SchepH62) 27 m (DneI60, GromK61a) 22 m (LagP66) others (BasiA61, BoncN61a)	α IT (AbdurA61, GromK61a) [EC], β^+ (BoncN61a) $\Delta -66.26$ (LHP, MTW)	A chem (DneI60) chem, excit (SchepH62) mass spect (LagP66) daughter Er^{158} (GromK61a, BoncN61a, AbdurA61) parent Ho^{158} (StenT65a)	γ Dy X-rays, Ho L X-rays, 0.099, 0.218, 0.32 (complex), 0.356, 0.412, 0.46 (complex), 0.52, 0.63 (complex), 0.73 (complex), 0.85 (complex), 0.95 (complex), 1.21, 1.47, 1.60, 1.80, 2.06, 2.20, 2.62 e^- 0.029, 0.044, 0.072, 0.078, 0.092, 0.132 β^+ 1.32 max daughter radiations from Ho^{158} included in above listing	$\text{Tb}^{159}(\alpha, 5n)$ (SchepH62)
Ho^{159}	33 m (LagP66, TotK58) 35 m (MayM64)	α EC (TotK58) $\Delta -67$ (MTW)	A chem, excit (TotK58) chem, sep isotopes (MayM64) daughter Er^{159} (AbdurA61a)	γ Dy X-rays, 0.057, 0.080, 0.13, 0.18 (complex?), 0.253, 0.309 e^- [0.026], 0.048, 0.071, 0.121, 0.198, 0.243, 0.256, 0.300	$\text{Tb}^{159}(\alpha, 4n)$ (TotK58) $\text{Dy}^{160}(\text{p}, 2n)$ (MayM64)
Ho^{159m}	6.9 s (BorgJ66)	α IT (BorgJ66) $\Delta -67$ (LHP, MTW)	A excit, sep isotopes, genet energy levels (BorgJ66)	γ Ho X-rays, 0.206 e^- 0.150, 0.197	daughter Er^{159} (AbdurA61a, LagP66) $\text{Dy}^{160}(\text{p}, 2n)$ (BorgJ66)
Ho^{160}	25.6 m (StenT65, StenT65a) 28 m (TotK58, MayM64) 22.5 m (WilkG50a) ≈ 33 m (GoroG57a) ≈ 22 m (HandT54a)	α EC 99%, β^+ $\approx 0.4\%$ (GrigE59d) others (WilkG50a) $\Delta -66.4$ (MTW)	A excit (WilkG50c) chem (HandT54a) chem, sep isotopes, excit (MayM64) daughter Ho^{160m} (GrigE62b) not daughter Er^{160} , lim 5% (DzhB63e)	see radiations of Ho^{160m}	daughter Ho^{160m} (GrigE62b) $\text{Tb}^{159}(\alpha, 3n)$ (WilkG50a, TotK58) protons on Dy (MayM64)

Isotope Z A	Half-life	Type of decay (α, β, γ); % abundance; Mass excess ($\Delta = M - A$), MeV ($C^{12} = 0$); Thermal neutron cross section (σ), barns	Class; Identification; Genetic relationships	Major radiations: approximate energies (MeV) and intensities	Principal means of production
$^{67}\text{Ho}^{160\text{m}}$	5.0 h (StenT65, NerW55, MihJ57, HandT54a, RayG63) 4.8 h (GrigE60a) 4.6 h (WilkG50a) 5.3 h (DzhB57) others (DzhB57g)	α IT 66%, EC + β^+ 34% (NDS) $\beta^+ \approx 0.1\%$ (GrigE59d) Δ -66.3 (LHP, MTW)	A chem, genet (NerW55) chem, sep isotopes (MihJ57) chem, excit, sep isotopes (MayM64) daughter Er^{160} (NerW55) parent Ho^{160} (GrigE62b)	γ Dy X-ray, 0.087 (14%), 0.197 (20%), 0.539 (5%), 0.646 (20%), 0.729 (50%), 0.880 (26%), 0.965 (37%, complex), others to 2.8 e^- 0.033, 0.051, 0.058, 0.079, 0.085, 0.144, 0.188 β^+ 1.9 max daughter radiations from Ho^{160} included in above listing	Tb^{159} (a, 3n) (TotK58, TotK59a, WilkG50a) daughter Er^{160} (BjoS61, RayG63, NerW55, GrigE62b) protons on Dy (MayM64)
Ho^{161}	2.4 h (DneI58) 2.5 h (RayG63, HandT54a, HandT54) others (BjoS61, BasiA61, WilkG50c)	α EC (HandT54a, HandT54) Δ -67 (MTW)	A chem, genet, excit (HandT54a, HandT54) daughter Er^{161} (HandT54, HandT54a)	γ Dy X-rays, 0.026 (23%), 0.075 (15%), 0.157 (1%), 0.176 (2%) e^- 0.017, 0.024, 0.049, 0.069, 0.076	Tb^{159} (a, 2n) (WilkG50a) protons on Dy (MayM64)
$\text{Ho}^{161\text{m}}$	6.1 s (BorgJ66) 6.8 s (StenT65a)	α IT (StenT65a, BorgJ66) Δ -67 (LHP, MTW)	A chem, genet (StenT65a, StenT65) excit, sep isotopes (BorgJ66) daughter Er^{161} (StenT65a, StenT65)	γ Ho X-rays, 0.211 (53%) e^- 0.155, 0.202	daughter Er^{161} (StenT65a, StenT65) Dy^{162} (p, 2n) (BorgJ66)
Ho^{162}	15 m (StenT65, StenT65a) 12 m (JorM61)	α EC 95%, β^+ 5% (JorM61) Δ -66.02 (MTW)	A genet (JorM61) chem, genet (StenT65, StenT65a) daughter $\text{Ho}^{162\text{m}}$ (JorM61, StenT65, StenT65a)	γ Dy X-rays, 0.081 (8%), 0.511 (9%, γ^+) β^+ 1.10 max e^- 0.027, 0.072, 0.079	daughter $\text{Ho}^{162\text{m}}$ (JorM61, HarmB61)
$\text{Ho}^{162\text{m}}$	68 m (JorM61, MayM64) 67 m (MihJ57a)	α IT 63%, EC 37% (JorM61) Δ -65.92 (LHP, MTW)	A chem, sep isotopes (MihJ57a) chem, mass spect (JorM61) others (HandT54a, WilkG50a) parent Ho^{162} (JorM61, StenT65, StenT65a)	γ Ho X-rays, Dy X-rays, 0.081 (10%), 0.185 (26%), 0.283 (12%), 0.940 (13%), 1.224 (24%) e^- 0.027, 0.036, 0.048, 0.072, 0.079, 0.131, 0.177 daughter radiations from Ho^{162}	Tb^{159} (a, n) (JorM61) protons on Dy (MayM64)
Ho^{163}	$t_{1/2} > 10^3$ y sp act (Naur60) others (BjoS61)	Δ -66.35 (MTW)	A chem, mass spect (Naur60)		Er^{162} (n, γ) Er^{163} (EC) (Naur60)
$\text{Ho}^{163\text{m}}$	1.1 s (BorgJ66) 0.8 s (HammC57)	α IT (GovN58) Δ -66.05 (LHP, MTW)	B excit (GovN58) excit, sep isotopes (BorgJ66)	γ Ho X-rays, 0.305 e^- 0.249, 0.296	Ho^{165} (γ , 2n) (HammC57, GovN58)
Ho^{164}	36.7 m (BrowHN54) 34.0 m (WilkG50a) 41.5 m (WafH50) 47 m (PoolM38a) others (HandT54a)	α β^- 53%, EC 47%, no β^+ , lim 0.05% (BrowHN54) Δ -64.84 (MTW)	A excit (PoolM38a)	β^- 0.99 max e^- 0.019, 0.034, 0.065, 0.071, 0.083, 0.089 γ Dy, Er X-rays, 0.073, 0.091	protons on Dy (WilkG50a, MihJ57a) Ho^{165} (γ , n) (WafH48, BrowHN54) Ho^{165} (n, 2n) (PoolM38a, WafH50)
Ho^{165}	$t_{1/2}(\alpha) > 6 \times 10^{16}$ y sp act (PorsW54)	α 100 (LeiW50, CollT57) Δ -64.81 (MTW) σ_c 64 (to Ho^{166}) =1 (to $\text{Ho}^{166\text{m}}$) (GoldmDT64)			
Ho^{166}	26.9 h (GranP49, CorkJ58) 27.0 h (HoffD63) others (FunL63, IngM47, BotW46a, AntoN50, AntoN50a, KetB49b, CorkJ49b)	α β^- (HevG36) Δ -63.07 (MTW)	A n-capt (HevG36) mass spect (IngM47) chem (KetB49b) daughter Dy^{166} (KetB49, ButeF50a)	β^- 1.84 max e^- 0.023, 0.072, 0.078 γ Er X-rays, 0.081 (5.4%), 1.380 (0.9%), 1.582 (0.20%), 1.663 (0.10%)	Ho^{165} (n, γ) (HevG36, PoolM38a, MeiL40, SerL47b) daughter Dy^{166} (KetB49, ButeF50a, HoffD63)
$\text{Ho}^{166\text{m}}$	1.2×10^3 y sp act, mass spect (FalK65) others (ButeF52)	α β^- (ButeF52) Δ -63.06 (LHP, MTW)	A chem, excit (ButeF52) chem, genet energy levels (MiltJ55)	β^- [0.07 max] e^- 0.023, 0.072, 0.078, 0.127, 0.175 γ Er X-rays, 0.081 (12%), 0.184 (90%), 0.280 (30%), 0.412 (12%), 0.532 (12%), 0.711 (58%), 0.810 (60%), 0.830 (11%), others to 1.43	Ho^{165} (n, γ) (ButeF52)
Ho^{167}	3.1 h (WilleR60) 3.0 h (HandT55)	α β^- (HandT55) Δ -62.3 (MTW)	A chem, excit (HandT55) genet energy levels (HarmB62)	β^- 0.96 max e^- 0.024, 0.048, 0.073, 0.150, 0.180, 0.199, 0.263 γ Er X-rays, [0.079, 0.083, 0.208, 0.238, 0.321, 0.348, 0.387]	Er^{170} (p, α) (HandT55) Er^{167} (n, p) (WilleR60, HandT55)

Isotope Z A	Half-life	Type of decay (α , β); % abundance; Mass excess ($\Delta \approx M-A$), MeV ($C^{12}=0$); Thermal neutron cross section (σ), barns	Class; Identification; Genetic relationships	Major radiations: approximate energies (MeV) and intensities	Principal means of production
$^{67}\text{Ho}^{168}$	3.3 m (WilleR60) 3.5 m (TakaK61)	β^- TakaK61 Δ -59.7 (MTW)	C sep isotopes, cross bomb (WilleR60)	β 2.2 max γ 0.85	Er^{168} (n, p) (WilleR60, TakaK61)
Ho^{169}	4.8 m (MiyK63)	β^- (MiyK63) Δ -58.8 (MTW)	C excit, sep isotopes, decay charac (MiyK63)	β 1.95 max γ 0.15, 0.68, 0.76, 0.84, 0.92	Er^{170} (γ , p) (MiyK63)
Ho^{169}	96 m (ButeF50)	(ButeF50)	G excit (ButeF50) possibly Er^{163} (LHP)		gammas on Er (ButeF50)
Ho^{170}	45 s (TakaK61) 40 s (WilleR60)	β^- (TakaK61) Δ -55.8 (MTW)	C excit, sep isotopes (WilleR60)	β 3.1 max γ 0.43	Er^{170} (n, p) (WilleR60, TakaK61)
$^{68}\text{Er}^{152}$	10.7 s (MacfR63a)	α \approx 90%, [EC+ β^+] \approx 10% (MacfR63a)	C excit, cross bomb (MacfR63a, MacfR64b) parent 2.4 m Ho^{152} (MacfR63a)	α 4.80	Pr^{141} (F^{19} , 8n), Nd^{142} (O^{16} , 6n), Ce^{140} (Ne^{20} , 8n) (MacfR64b, MacfR63a)
Er^{153}	36 s (MacfR63a)	α > 75%, EC+ β^+ < 25% (MacfR63a)	B excit, cross bomb, genet (MacfR63a, MacfR64b) ancestor Tb^{149} (MacfR63a)	α 4.67	Nd^{142} (O^{16} , 5n) (MacfR63a) Pr^{141} (F^{19} , 7n), Ce^{140} (Ne^{20} , 7n) (MacfR64b)
Er^{154}	5 m (MacfR63a)	α (MacfR63a) Δ -63 (MTW)	C excit, genet (MacfR63a) parent Dy^{150} (MacfR63a)	α 4.15 daughter radiations from Dy^{150}	Nd^{142} (O^{16} , 4n) (MacfR63a)
Er^{157}	\approx 25 m (LagP66)	β^+ , [EC] (LagP66)	B [chem], mass spect (LagP66)	γ Ho X-rays, 0.117, 0.386, 0.511 (γ^\pm), 1.32, 1.66, 1.82, 2.0 daughter radiations from Ho^{157}	Ho^{165} (p, 9n) (LagP66)
Er^{158}	2.3 h (StenT65, GromK61a) 2.4 h (DneI60) 2.5 h (BoncN61a)	EC, β^+ (BoncN61a)	B chem, genet (GromK61a, BoncN61a) parent Ho^{158m} (GromK61a, BoncN61a, AbdurA61)	γ Ho X-rays, 0.072, 0.250, 0.315, 0.387, 0.511 (γ^\pm), 0.875, 0.906 0.978 e^- 0.058, 0.065 β^+ 0.8 max daughter radiations from Ho^{158m} , Ho^{158}	protons on Ta (GromK61a, AbdurA61, BoncN61a, DneI60) Ho^{165} (p, 8n) (LagP66)
Er^{159}	36 m (LagP66) 1 h (AbdurA61a)	[EC, β^+] (AbdurA61a)	A chem, atomic level spacing, genet (AbdurA61a) mass spect (LagP66) parent Ho^{159} (AbdurA61a)	γ Ho X-rays, 0.206, 0.37, 0.511 (γ^\pm), 0.62 (complex), 0.84, 1.20, 1.40, 1.80, 2.60 e^- 0.150, 0.197 daughter radiations from Ho^{159} daughter radiations from Ho^{159m} included in above listing	Ho^{165} (p, 7n) (LagP66) protons on Ta (AbdurA61a)
Er^{160}	29.4 h (NerW55) 28.7 h (BjoS61) 29.5 h (RayG63) others (MicM54, DzhB57, GoroG57a, LagP66)	[EC], no β^+ (NerW55)	A chem, mass spect (NerW55, MicM54) parent Ho^{160m} (NerW55) not parent Ho^{160} , lim 5% (DzhB63e)	γ Ho X-rays daughter radiations from Ho^{160m} and Ho^{160}	protons on Er (RayG63, BjoS61)
Er^{161}	3.1 h (NerW55, RayG63, GrenH61) 3.2 h (BjoS61, GromK61a, DneI60a) others (HandT54, MicM54)	[EC], β^+ (NerW55) EC, no β^+ , lim 3% (HandT54, GrenH61) Δ -65 (MTW)	A chem, cross bomb, excit (HandT54) chem, mass spect (MicM54, NerW55) parent Ho^{161} (HandT54, HandT54a) daughter Tm^{161} (ButeF60, RayG63) parent Ho^{161m} (StenT65a, StenT65)	γ Ho X-rays, 0.211 (9%), 0.305 (3%), 0.592 (8%), 0.826 (63%), 1.17 (8%, complex), 1.37 (5%, complex), 1.66 (2%, complex) e^- 0.059, 0.065, 0.155, 0.202 β^+ 1.2 max daughter radiations from Ho^{161} daughter radiations from Ho^{161m} included in above listing	protons on Er (RayG63, HarmB59, BjoS61, ButeF60)
Er^{162}		% 0.136 (HaydR50) Δ -66.4 (MTW) σ_c 2 (GoldmDT64)			
Er^{163}	75.1 m (PersL63d) others (HandT53a, BjoS61, StenT65)	EC 99+%, β^+ 0.004% (PersL63d) Δ -65.14 (MTW)	A chem, excit (HandT53a, PersL63d) chem, genet (ButeF60, BjoS61) daughter Tm^{163} (ButeF60, BjoS61)	γ Ho X-rays, 0.43 (0.06%), 1.10 (0.04%) β^+ 0.19 max	Ho^{165} (p, 3n) (HandT53a, PersL63d)

Isotope Z A	Half-life	Type of decay (α , β); % abundance; Mass excess ($\Delta = M - A$), MeV ($C^{12} = 0$); Thermal neutron cross section (σ), barns	Class; Identification; Genetic relationships	Major radiations: approximate energies (MeV) and intensities	Principal means of production
$^{68}\text{Er}^{164}$		% 1.56 (HaydR50) Δ -65.87 (MTW) σ_c 1.7 (GoldmDT64)			
Er^{165}	10.34 h (RydH63) 10.3 h (SterT65) 10.4 h (ZylJ63) others (RayG63, BjoS61, SchoR63, ButeF50b, GrigO58, GoroG57)	α EC (ButeF50b) Δ -64.44 (MTW)	A chem, excit (ButeF50b) chem, mass spect (NierW56, BjoS61) daughter Tm 165 (HandT53a, NerW54)	Y Ho X-rays, continuous bremsstrahlung to 0.37	Ho 165 (d, 2n) (RydH63) Ho 165 (p, n) (RayG63) Er 164 (n, γ) (SchoR63)
Er^{166}		% 33.41 (HaydR50) Δ -64.92 (MTW) σ_c 12 (GoldmDT64)			
Er^{167}		% 22.94 (HaydR50) Δ -63.29 (MTW) σ_c 700 (GoldmDT64)			
Er^{167m}	2.3 s (AlexKF63) 2.5 s (DMatE49, HammC57)	α IT (DMatE49) Δ -63.08 (LHP, MTW)	B n-capt (DMatE49) excit (HammC57) genet (MihJ57a) daughter Tm 167 (MihJ57a)	Y Er X-rays, 0.208 (43%) e 0.150, 0.199	daughter Tm 167 (MihJ57, MihJ57a) daughter Ho 167 (HarmB62) Er 166 (n, γ) (DMatE49, AlexKF63)
Er^{168}		% 27.07 (HaydR50) Δ -62.98 (MTW) σ_c 2 (GoldmDT64)			
Er^{169}	9.6 d (BjoS61) 9.0 d (RayG63) 9.4 d (KetB48) 9.0 d (BisA56e, ButeF50) others (WilleR60)	α β^- (KetB48) Δ -60.91 (MTW)	A chem, n-capt (KetB48) genet energy levels (HatE56a) chem, mass spect (BjoS61)	β^- 0.34 max e 0.006 Y [Tm M X-rays], 0.008 (0.3%)	Er 168 (n, γ) (KetB48)
Er^{170}		% 14.88 (HaydR50) Δ -60.0 (MTW) σ_c 9 (GoldmDT64)			
Er^{171}	7.52 h (GranF58) others (KellH51, KetB48)	α β^- (KetB48) Δ -57.6 (MTW)	A n-capt (HevG36, NeunE35) chem, genet (KetB48) chem, mass spect (NetD56) parent Tm 171 (KetB48)	β^- 1.49 max (2.3%), 1.06 max e 0.004, 0.052, 0.065, 0.102, 0.115 Y Tm X-rays, 0.112 (25%), 0.124 (9%), 0.296 (28%), 0.308 (63%), others to 0.96	Er 170 (n, γ) (HevG36, PoolM38a, KetB48, BotW46a, NeunE35)
Er^{172}	49.5 h (HansP61a) 48.7 h (GunR62) others (NetD56, OrtC61)	α β^- (OrtC61) Δ -56.5 (MTW)	A chem, genet (NetD56) parent Tm 172 (NetD56)	β^- 0.89 max (<10%), 0.37 max e 0.010, 0.020, 0.049, 0.058, 0.348 Y Tm X-rays, 0.407 (40%), 0.610 (40%) daughter radiations from Tm 172	Er 170 (n, γ) Er 171 (n, γ) (NetD56, OrtC61, Helmer61b, HansP61a, GunR62)
Er^{173} (or Tm 176 , Yb 172)	2.0 m (WilleR60)	α β^- or IT (WilleR60)	F sep isotopes (WilleR60)	Y 0.18, 0.25, 0.36	neutrons on Yb 176 (WilleR60)
$^{69}\text{Tm}^{153}$	1.6 s (MacfR64b)	α α (MacfR64b)	C excit, cross bomb (MacfR64b)	α 5.10	Pr 141 (Ne 20 , 8n), Nd 142 (F 19 , 8n) (MacfR64b)
Tm 154	3.0 s (MacfR64b)	α α (MacfR64b)	C excit, cross bomb (MacfR64b)	α 5.04	Pr 141 (Ne 20 , 7n), Nd 142 (F 19 , 7n) (MacfR64b)
Tm 154	5 s (MacfR64b)	α α (MacfR64b)	E excit, cross bomb (MacfR64b)	α 4.96	Pr 141 (Ne 20 , 7n), Nd 142 (F 19 , 7n) (MacfR64b)

Isotope Z A	Half-life	Type of decay (α, β, γ); % abundance; Mass excess ($\Delta \equiv M-A$), MeV ($C^{12}=0$); Thermal neutron cross section (σ), barns	Class; Identification; Genetic relationships	Major radiations: approximate energies (MeV) and intensities	Principal means of production
$^{69}\text{Tm}^{161}$	32 m (ButeF60) 30 m (HarmB59) 20 to 30 m (RayG63) 44 m (GromK63)	α EC (HarmB59) Δ -62 (MTW)	A chem, sep isotopes (HarmB59) chem, genet (ButeF60) chem, excit, sep isotopes, genet (RayG63) parent Er^{161} (ButeF60, RayG63)	γ Er X-rays, 0.084, 0.106, 0.112, 0.145 (complex), 0.172, others e^- 0.027, 0.036, 0.050, 0.055, 0.065, 0.075, 0.089, 0.115, others daughter radiations from Er^{161}	Er^{162} (p, 2n) (RayG63, HarmB59)
Tm^{162}	77 m (WilsRG60g) 90 m (RayG63) activity not observed, $t_{1/2} < 45$ m (BjoS61)	α EC (WilsRG60g) Δ -61.5 (MTW)	B excit, sep isotopes (WilsRG60g) chem, excit, sep isotopes (RayG63)	γ Er X-rays, 0.102 (\uparrow 20), 0.236 (\uparrow 10)	protons on Er (RayG63, WilsRG60g)
Tm^{162}	22 m (AbdumA63)	α β^+ , EC (AbdumA63) Δ -61.5 (MTW)	D chem (AbdumA63) daughter Yb^{162} (AbdumA63)	β^+ 3.82 max e^- 0.045, 0.093, 0.100 γ [Er X-rays, 0.102, 0.511 (γ^\pm)]	daughter Yb^{162} (AbdumA63)
Tm^{163}	1.8 h (BjoS61, GromK63, RayG63) others (HarmB59, BoncN60, ButeF60)	α EC (HarmB59) β^+ (BoncN60) Δ -62.87 (MTW)	A chem, sep isotopes (HarmB59) chem, mass spect (BjoS61) chem, sep isotopes, excit (RayG63) parent Er^{163} (ButeF60, BjoS61)	γ Er X-rays, 0.104 (\uparrow 8), 0.17 (\uparrow 1, complex), 0.240 (\uparrow 5, complex), 0.29 (\uparrow 3, complex), 0.34 (\uparrow 3, complex) e^- 0.047, 0.095, 0.184 β^+ 1.1 max daughter radiations from Er^{163}	Er^{164} (p, 2n) (RayG63)
Tm^{164}	2.0 m (WilsRG60g) 1.8 m (RayG63)	α EC 50%, β^+ 50% (WilsRG60g) Δ -61.91 (MTW)	A chem, genet energy levels (DalB60, AbdurA60, AbdurA60b) excit, sep isotopes (RayG63, WilsRG60g) daughter Yb^{164} (DalB60, AbdurA60, AbdurA60b)	γ Er X-rays, 0.091 (4%), 0.356, 0.361, 0.391, 0.511 (100%, γ^\pm), 0.773, 0.862, 0.907, 0.930 β^+ 2.94 max e^- 0.034, 0.083, 0.089	Er^{164} (p, n) (RayG63, WilsRG60g)
Tm^{165}	30.1 h (BjoS61) others (MicM54, RayG63, GoroG57, HandT53a)	α EC, no β^+ (HandT53a) β^+ 0.007% (PreiZ65) Δ -62.87 (PreiZ65, MTW)	A chem, excit (HandT53a) chem, mass spect (MicM54) parent Er^{165} (HandT53a, NerW54)	γ Er X-rays, 0.054, 0.113, 0.243 (\uparrow 50), 0.297 (\uparrow 35, complex), 0.34 (\uparrow 10, complex), 0.44 (\uparrow 5, complex), 0.70 (\uparrow 2), 0.807 (\uparrow 15), 1.13 (\uparrow 5), 1.30 (\uparrow 1) e^- 0.038, 0.045, 0.052, 0.056, 0.068, 0.161, 0.185, 0.233, 0.240 β^+ 0.30 max daughter radiations from Er^{165}	protons on Er (RayG63)
Tm^{166}	7.7 h (WilsRG60d, GrigE60a, WilkG49b, RayG63, MicM54) others (BjoS61, BoncN60, PariP63)	α EC 98.2%, β^+ 2% (GrigE61) others (WilsRG60d, WilkG49b) Δ -61.88 (LHP, MTW)	A chem, excit (WilkG49a) chem, mass spect (MicM54) daughter Yb^{166} (FolR51, NerW55, GoroG57)	β^+ 1.94 max e^- 0.023, 0.072, 0.079, 0.127 γ Er X-rays, 0.081, 0.19 (doublet), 0.215, 0.46, 0.60 (complex), 0.69 (complex), 0.78 (complex), 1.180, 1.277, 1.378, 1.873, 2.06 (doublet)	Ho^{165} (a, 3n) (WilkG49b) protons on Yb (WilkG49b, RayG63, WilsRG60d)
Tm^{167}	9.6 d (NaraH60, WilkG49b, NerW55, RayG63) 9.3 d (BjoS61, BonnN62)	α EC, no β^+ (WilkG49b) no β^+ , lim 0.3% (GromK62) Δ -62.13 (GromK62, MTW)	A chem, excit (WilkG49a, RayG63) chem, mass spect (MicM54, NerW55, BjoS61) parent $\text{Er}^{167\text{m}}$ (MihJ57a) daughter Yb^{167} (WilsRG60f)	γ Er X-rays, 0.057 (4%), 0.208 (43%), 0.532 (2%) e^- 0.048, 0.150, 0.199 daughter radiations from $\text{Er}^{167\text{m}}$ included in above listing	Ho^{165} (a, 2n) (RayG63) protons on Er (RayG63)
Tm^{168}	85 d (WilkG49b) 86 d (RayG63) 87 d (HandT54b) 93 d (BonnN62) others (BjoS61, GoroG57)	α EC, β^- (?) \approx 2% (WilkG49b) Δ -61.27 (MTW)	A chem, excit (WilkG49b, RayG63) chem, mass spect (BjoS61)	γ Er X-rays, 0.080 (11%), 0.19 (77%, complex), 0.448 (27%), 0.63 (14%, complex), 0.73 (40%, complex), 0.82 (88%, complex), 0.917 (4%), 1.280 (3%) e^- 0.022, 0.071, 0.077, 0.127, 0.141	Er^{170} (p, 3n) (RayG63) Ho^{165} (a, n) (WilkG49b) Er^{168} (p, n) (RayG63)
Tm^{169}	$t_{1/2}$ (a) $> 5 \times 10^{16}$ y sp act (PorsW54)	% 100 (LagC50, CollT57) Δ -61.25 (MTW) σ_c 125 (GoldmDT64)			
Tm^{170}	134 d (FlyK65a) 125 d (BonnN62) others (BotW46, CaldR50, KetB49b)	α β^- (BotW46) EC(K) 0.15% (DayP56) no EC(K), lim 0.3%, no β^+ , lim 0.01% (GrahR52) Δ -59.6 (MTW) σ_c 150 (GoldmDT64)	A n-capt (NeunE36) chem (KetB48a)	β^- 0.97 max e^- 0.023, 0.075, 0.082 γ Yb X-rays, 0.084 (3.3%)	Tm^{169} (n, γ) (HevG36, NeunE36, SerL47b) Er^{170} (p, n) (RayG63)

Isotope Z A	Half-life	Type of decay (α); % abundance; Mass excess ($\Delta=M-A$), MeV ($C^{22}=0$); Thermal neutron cross section (σ), barns	Class; Identification; Genetic relationships	Major radiations: approximate energies (MeV) and intensities	Principal means of production
69Tm^{171}	1.92 y (FlyK65a) 1.9 y (KetB49b)	β^- (KetB48) Δ -59.1 (MTW)	A chem, genet (KetB48) chem, mass spect (NetD56) daughter Er^{171} (KetB48)	β 0.097 max e 0.057, 0.065 γ Yb X-rays, 0.067	$\text{Er}^{170}_{(n,\gamma)}\text{Er}^{171}_{(\beta^-)}$ (KetB48)
Tm^{172}	63.6 h (NetD56) 63.5 h (HansP61a) others (KuroT61b, FolR51)	β^- (FolR51) Δ -57.4 (MTW)	A chem (FolR51) chem, n-capt, mass spect (NetD56) daughter Er^{172} (NetD56)	β 1.88 max γ Yb X-rays, 0.079 (5%), 0.181 (2.2%), 0.91 (1.4%), 1.09 (7%), 1.39 (7%), 1.46 (7%), 1.53 (6%), 1.61 (5%)	daughter Er^{172} (NetD56, HelmeR61a, HansP61a, OrtC61)
Tm^{173}	8.2 h (OrtC63, KuroT63) others (KuroT61b)	β^- (KuroT61b) Δ -56.4 (MTW)	B chem, sep isotopes, cross bomb (OrtC63)	β 1.3 max (2%), 0.89 max e 0.008, 0.056, 0.064 γ Yb X-rays, 0.066 (1.1%), 0.399 (89%), 0.465 (8%)	$\text{Er}^{170}_{(\alpha,p)}$ (OrtC63) $\text{Yb}^{173}_{(n,p)}$ (OrtC63) $\text{Yb}^{174}_{(\gamma,p)}$ (KuroT63, OrtC63, KuroT61b)
Tm^{174}	5.5 m (WilleR60) 5 m (TakaK61)	β^- (TakaK61) Δ -54.6 (TakaK61, MTW)	E sep isotopes (WilleR60) decay charac (TakaK61)	β 2.5 max γ no γ	$\text{Yb}^{174}_{(n,p)}$ (WilleR60, TakaK61)
Tm^{174}	5.2 m (KantJ64c)	β^- (KantJ64c) Δ -54.1 (MTW)	B genet energy levels (KantJ64c, OrtC64)	β 1.2 max e 0.015, 0.067, 0.074 γ Yb X-rays, 0.176 (67%), 0.273 (85%), 0.366 (93%), 0.50 (15%), 0.99 (89%)	$\text{Yb}^{174}_{(n,p)}$ (KantJ64b)
Tm^{175}	20 m (KuroT61b) 19 m (ButeF50)	β^- (KuroT61b) Δ -52.3 (LHP, MTW)	E excit (ButeF50) excit, decay charac (KuroT61b)	β 2.0 max γ 0.51	$\text{Yb}^{176}_{(\gamma,p)}$ (KuroT61b)
Tm^{176}	1.5 m (TakaK61)	β^- (TakaK61) Δ -49.2 (MTW)	F decay charac (TakaK61)	β 4.2 max γ no γ	$\text{Yb}^{176}_{(n,p)}$ (TakaK61)
Tm^{176} (or Er^{173} , Yb^{177})	2.0 m (WilleR60)	IT or β^- (WilleR60)	F sep isotopes (WilleR60)	γ 0.18, 0.25, 0.36	neutrons on Yb^{176} (WilleR60)
70Yb^{154}	0.39 s (MacFR64b)	α (MacFR64b)	C excit, cross bomb (MacFR64b)	α 5.33	$\text{Sm}^{144}_{(O^{16},6n)}$, $\text{Nd}^{142}_{(\text{Ne}^{20},8n)}$ (MacFR64b)
Yb^{155}	1.6 s (MacFR64b)	α (MacFR64b)	C excit, cross bomb (MacFR64b)	α 5.21	$\text{Sm}^{144}_{(O^{16},5n)}$, $\text{Nd}^{142}_{(\text{Ne}^{20},7n)}$ (MacFR64b)
Yb^{162}	\approx 24 m (AbdumA63)	[EC] (AbdumA63)	D chem (AbdumA63) parent 22 m Tm^{162} (AbdumA63)	γ [Tm X-rays] e 0.032, 0.039 daughter radiations from 22 m Tm^{162}	protons on Ta (AbdumA63)
Yb^{164}	75 m (DalB60, AbdurA60b, AbdurA60) 78 m (PariP64) 74 m (ButeF60) others (NerW55, KalyA59)	EC (DalB60, AbdurA60, AbdurA60b)	A chem (NerW55) chem, genet (AbdurA60, DalB60, AbdurA60b) chem, mass spect (PariP64) parent Tm^{164} (AbdurA60b, DalB60, AbdurA60)	γ Tm X-rays daughter radiations from Tm^{164}	$\text{Tm}^{169}_{(p,6n)}$ (ButeF60, PariP64)
Yb^{165}	10.5 m (PariP64)	[EC, β^+] (PariP64) Δ -60 (MTW)	C mass spect (PariP64)		$\text{Tm}^{169}_{(p,5n)}$ (PariP64)
Yb^{166}	57.5 h (PariP63) 54 h (NerW55) 62 h (FolR51) 60 h (GoroG57)	EC (FolR51) Δ -61.6 (MTW)	A chem, genet (FolR51) chem, mass spect (MicM54, NerW55) parent Tm^{166} (FolR51, NerW55, GoroG57)	γ Tm X-rays, 0.082 (17%) e 0.023, 0.072 daughter radiations from Tm^{166}	$\text{Tm}^{169}_{(p,4n)}$ (PariP63)
Yb^{167}	17.7 m (WilsRG60f) 17.3 m (WanC64) others (HandT54b, BasiA60b)	EC, no β^+ (HandT54b) β^+ 0.4% (WanC64) β^+ 0.2% (TamT65) Δ -60.17 (MTW, GromK62)	B chem, excit (HandT54b) genet (WilsRG60f) parent Tm^{167} (WilsRG60f) daughter Lu^{167} (AroP58, ButeF60)	γ Tm X-rays, 0.113 (90%, complex), 0.176 (15%) e 0.047, 0.055, 0.096	daughter Lu^{167} (HarmB59) $\text{Tm}^{169}_{(p,3n)}$ (HandT54b) $\text{Er}^{164}_{(\alpha,n)}$ (WilsRG60f)

Isotope Z A	Half-life	Type of decay (α, β, \dots); % abundance; Mass excess ($\Delta = M - A$), MeV ($C^{12} = 0$); Thermal neutron cross section (σ), barns	Class; Identification; Genetic relationships	Major radiations: approximate energies (MeV) and intensities	Principal means of production
$^{168}_{70}\text{Yb}$		% 0.140 (BaiK50) 0.135 (CollT57) Δ -61.3 (MTW) σ_c 11,000 (GoldmDT64)			
^{169}Yb	31.8 d (WalkD49a) 30.6 d (CorkJ56) 33 d (BotW46, MartiDS51, HandT54b)	* EC (BotW46) Δ -60 (MTW)	A n-capt (BotW46) chem, excit (KetB48a) mass spect (MicM54) daughter Lu^{169} (GoroG57b, MerE61)	Y Tm L X-rays (56%), Tm K X-rays (185%), 0.063 (45%), 0.110 (18%), 0.131 (11%), 0.177 (22%), 0.198 (35%), 0.308 (10%) e ⁻ 0.004-0.011, 0.034, 0.050, 0.053, 0.071, 0.100, 0.118, 0.121, 0.139	Yb^{168} (n, γ) (AttH45, BotW46) Tm^{169} (d, 2n) (KetB48a)
^{169m}Yb	46 s (HoffK60a) 50 s (DMatE49)	* IT (DMatE49) Δ -60 (LHP, MTW)	B n-capt (DMatE49) n-capt, sep isotopes (HoffK60a) daughter Lu^{169} (HarmB60)	Y Yb L X-rays e ⁻ 0.014, 0.022	Yb^{168} (n, γ) (DMatE49, HoffK60a)
^{170}Yb		% 3.03 (BaiK50) 3.14 (CollT57) Δ -60.5 (MTW)			
^{171}Yb		% 14.31 (BaiK50) 14.4 (CollT57) Δ -59.2 (MTW)			
^{171m}Yb	<<8 d (MihJ57)	* IT (MihJ57a, MihJ57) Δ -59.1 (LHP, MTW)	D chem (MihJ57) daughter Lu^{171} (MihJ57a, MihJ57, HarmB60)	Y Yb L X-rays, 0.019, 0.076 e ⁻ 0.010, 0.017, 0.067, 0.074	daughter Lu^{171} (MihJ57, MihJ57a)
^{172}Yb		% 21.82 (BaiK50) 21.9 (CollT57) Δ -59.3 (MTW)			
^{173}Yb		% 16.13 (BaiK50) 16.2 (CollT57) Δ -57.7 (MTW)			
^{174}Yb		% 31.84 (BaiK50) 31.6 (CollT57) Δ -57.1 (MTW) σ_c 9 (to Yb^{175}) 46 (to 0.513 level of Yb^{175}) (GoldmDT64)			
^{175}Yb	101 h (AttH45, CorkJ56) 102 h (IngM47a) 99 h (BotW46)	* β^- (AttH45) Δ -54.8 (MTW)	A n-capt (BotW46, AttH45) mass spect (IngM47a) chem (KetB49b)	β^- 0.466 max Y Lu X-rays, 0.114 (1.9%), 0.283 (3.7%), 0.396 (6.0%) e ⁻ 0.051, 0.102, 0.112, 0.333	Yb^{174} (n, γ) (AttH45, BotW46, IngM47a)
^{176}Yb		% 12.73 (BaiK50) 12.6 (CollT57) Δ -53.4 (MTW) σ_c 7 (GoldmDT64)			
^{176m}Yb	11.7 s (KantJ62) 11 s (VergM65)	* [IT] (KantJ62) Δ -52.4 (LHP, MTW)	B sep isotopes, excit (KantJ62) genet energy levels (DBoeJ64, KantJ62)	Y Yb X-rays, 0.19, 0.29, 0.39	Yb^{176} (n, n') (KantJ62)
^{177}Yb	1.9 h (CorkJ56, AttH45) 2.4 h (BotW46)	* β^- (BotW46) Δ -50.8 (JohaH64, MTW)	A n-capt (MarsJK35, HevG36) chem, genet (BetR58) parent Lu^{177} (BetR58)	β^- 1.40 max Y Lu X-rays, 0.122 (3%), 0.151 (16%), 1.080 (5%), 1.241 (3%) e ⁻ 0.059, 0.075, 0.088, 0.110, 0.140	Yb^{176} (n, γ) (MarsJK35, HevG36, PoolM38a, BotW46, IngM47a)
^{177m}Yb	6.5 s (FetP62a, CamE59) 6.4 s (HoffK60a) others (DMatE49, KahJ51)	* IT (HoffK60a, FetP62a, DMatE49) Δ -50.5 (LHP, MTW)	A n-capt (DMatE49) n-capt, sep isotopes (HoffK60a, FetP62a)	Y Yb X-rays, 0.104 (65%), 0.228 (13%) e ⁻ 0.043, 0.094, 0.167, 0.219	Yb^{176} (n, γ) (HoffK60a, FetP62a, CamE59)
^{178m}Yb	0.15 s (KahJ52)	* [IT] (KahJ51)	F n-capt (KahJ51)	Y 0.455 (KahJ52)	neutrons on Yb (KahJ51)

Isotope Z A	Half-life	Type of decay (α, β, γ); % abundance; Mass excess ($\Delta = M - A$), MeV ($C^{12} = 0$); Thermal neutron cross section (σ), barns	Class; Identification; Genetic relationships	Major radiations: approximate energies (MeV) and intensities	Principal means of production
$^{177}_{70}\text{Yb}$ (or $^{173}_{69}\text{Er}$, $^{176}_{69}\text{Tm}$)	2.0 m (WilleR60)	α IT or β^- (WilleR60)	F sep isotopes (WilleR60)	γ 0.18, 0.25, 0.36	neutrons on Yb^{176} (WilleR60)
$^{155}_{71}\text{Lu}$	0.07 s (MacfR65a)	α (MacfR65a)	C cross bomb, excit (MacfR65a)	α 5.63	$\text{Sm}^{144}(\text{F}^{19}, 8n)$ (MacfR65a)
Lu^{156}	0.23 s (MacfR65a)	α (MacfR65a)	C cross bomb, excit (MacfR65a)	α 5.54	$\text{Sm}^{144}(\text{F}^{19}, 7n)$ (MacfR65a)
Lu^{156}	0.5 s (MacfR65a)	α (MacfR65a)	C cross bomb, excit (MacfR65a)	α 5.43	$\text{Sm}^{144}(\text{F}^{19}, 7n)$ (MacfR65a)
Lu^{167}	54 m (HarmB59, ButeF60) 55 m (AroP58) others (BasiA60, BoncN60, KalyA59)	α EC (AroP58, HarmB59) $\beta^+ \approx 1\%$ (BoncN60) $\Delta -57.1$ (MTW, GromK62)	B chem, genet (AroP58, ButeF60) parent Yb^{167} (AroP58, ButeF60)	γ Yb X-rays, 0.030, 0.18-0.24 (complex), 0.278, 0.372, 0.402, 0.511 (γ^\pm) e^- 0.020, 0.028, 0.039, 0.069, 0.076, 0.152, 0.178 β^+ 1.5 max daughter radiations from Yb^{167}	$\text{Yb}^{168}(\text{p}, 2n)$ (HarmB59)
Lu^{168}	7.1 m (WilsRG60b) 7.0 m (MerE61)	α EC, no β^+ lim 1% (WilsRG60b) EC, $\beta^+ \approx 12\%$ (MerE61) $\Delta -57$ (MTW)	A sep isotopes, excit (WilsRG60b) chem (MerE61) daughter Hf^{168} (MerE61)	γ Yb X-rays, 0.087 (7%), 0.223, 0.71, 0.90 (10%), 0.99 (13%), 1.41, 1.81, 2.1 e^- [0.026, 0.078, 0.085] β^+ 1.2 max	$\text{Yb}^{168}(\text{p}, n)$ (WilsRG60b) $\text{Lu}^{175}(\text{p}, 8n)\text{Hf}^{168}(\text{EC})$ (MerE61)
Lu^{169}	34 h (DzhB64a) others (MerE61, DzhB59g, GoroG57b, NerW55)	α EC (GoroG57) β^+ (DzhB59g) $\Delta -58$ (MTW)	A chem, excit (NerW55) chem, genet (GoroG57b, MerE61) parent Yb^{169} (GoroG57b, MerE61) parent Yb^{169m} (HarmB60) daughter Hf^{169} (MerE61)	γ Yb X-rays, 0.063, 0.111, 0.191, 0.577, many others to 2.2 e^- 0.010, 0.014, 0.022, 0.026, 0.050, 0.053, 0.060, 0.066, 0.077, others to 2.2 β^+ 1.2 max daughter radiations from Yb^{169} daughter radiations from Yb^{169m} included in above listing	protons on Yb (HarmB59) daughter Hf^{169} (MerE61)
Lu^{169m}	2.7 m (BjoS65)	α IT (BjoS65) $\Delta -58$ (LHP, MTW)	B excit, sep isotopes (BjoS65)	γ [Lu L X-rays] e^- 0.019, 0.027	$\text{Yb}^{170}(\text{p}, 2n)$ (BjoS65)
Lu^{170}	2.05 d (WilsRG60e) 2.0 d (DzhB64a) others (MerE61, MihJ57a, DzhB59g, WilkG51)	α EC (WilkG51) β^+ (DzhB59g, MerE61) $\Delta -57.1$ (HansP65a, MTW)	A chem, excit (WilkG51) chem, mass spect (MicM56) daughter Hf^{170} (ValenJ62, MerE61)	γ Yb X-rays, 0.084 (13%), 0.193, 0.24, 1.01, 1.03, 1.17, 1.27, 1.41, 2.03, 2.32, 2.67, 2.89, 3.09, many others to 3.2 e^- 0.023, 0.075, 0.082, others to 3.2 β^+ 2.4 max	$\text{Tm}^{169}(\alpha, 3n)$ (WilkG51) daughter Hf^{170} (ValenJ62, DzhB64a) protons on Yb (WilsRG60e, HarmB60)
Lu^{170m}	0.7 s (BjoS65)	α IT (BjoS65, ValenJ65) $\Delta -57.0$ (LHP, MTW)	B excit, sep isotopes, genet energy levels (BjoS65)	γ Lu L X-rays e^- 0.036, 0.044	daughter Hf^{170} (ValenJ65) $\text{Yb}^{170}(\text{p}, n)$ (BjoS65)
Lu^{171}	8.3 d (WilsRG60h) 8.2 d (BonnN62) others (RaoC63, WilkG51, MihJ57a, ValenJ62)	α EC (WilkG51) $\beta^+ \approx 0.007\%$ (VitV65a, LHP) $\Delta -58$ (MTW)	A chem, excit (WilkG51) excit, sep isotopes (WilsRG60h) genet energy levels (IodM60a, ChupE58a) parent Yb^{171m} (MihJ57a, MihJ57, HarmB60) daughter Hf^{171} (WilkG51)	γ Yb X-rays, 0.019 (20%), 0.075 (8%, complex), 0.668 (14%), 0.741 (68%), 0.842 (7%) e^- 0.010, 0.017, 0.057, 0.066, 0.074, others to 0.85	$\text{Tm}^{169}(\alpha, 2n)$ (WilkG51) $\text{Yb}^{171}(\text{p}, n)$ (WilkG51, WilsRG60h)
Lu^{171m}	76 s (BjoS65)	α IT (BjoS65) $\Delta -58$ (LHP, MTW)	B excit, sep isotopes (BjoS65) genet energy levels (BjoS65, BarnD65)	γ Lu X-rays, 0.071 (0.2%) e^- 0.061, 0.069	daughter Hf^{171} (BarnD65) $\text{Yb}^{171}(\text{p}, n)$ (BjoS65)
Lu^{172}	6.70 d (WilkG51, WilsRG60a) others (BonnN62, RaoC63)	α EC (WilkG51) $\Delta -57$ (MTW)	A chem, excit (WilkG51) sep isotopes, excit (WilsRG60a) daughter Hf^{172} (WilkG51, ValenJ62b, RaoC63)	γ Yb X-rays, 0.079 (13%, complex), 0.182 (26%), 0.81 (21%), 0.90 (45%, complex), 1.09 (60%) e^- 0.017, 0.029, 0.069, 0.077, 0.081, 0.120, others to 2.1	$\text{Yb}^{172}(\text{p}, n)$ (WilkG51, WilsRG60a) $\text{Tm}^{169}(\alpha, n)$ (WilkG51)

Isotope Z A	Half-life	Type of decay (α, β, γ); % abundance; Mass excess ($\Delta = M - A$), MeV ($C^{12} = 0$); Thermal neutron cross section (σ), barns	Class; Identification; Genetic relationships	Major radiations: approximate energies (MeV) and intensities	Principal means of production
$^{172}_{71}\text{Lu}$	3.7 m (ValenJ62b)	α IT (ValenJ62b) Δ -57 (LHP, MTW)	B chem, genet (ValenJ62b) daughter Hf 172 (ValenJ62b)	Y Lu L X-rays e 0.032, 0.040	daughter Hf 172 (ValenJ62b)
Lu^{172}	4.0 h (WilkG51)	α β^+ , EC (WilkG51)	G chem, excit (WilkG51) activity not observed (WilsRG60a)		alphas on Tm, protons on Lu (WilkG51)
Lu^{173}	1.37 y (BonnN62) 1.4 y (WilkG51, MihJ57a) 1.3 y (BicJ59, GrigE60a) 1.7 y (WilsRG60a) others (GoroG58a)	α EC (WilkG51) Δ -57.0 (MTW)	A chem, excit (WilkG51) sep isotopes (WilsRG60a) daughter Hf 173 (WilkG51)	Y Yb L X-rays, Yb K X-rays (150%), 0.079 (14%), 0.101 (7%), 0.17 (5%, complex), 0.272 (18%), 0.637 (1.5%) e 0.017, 0.039, 0.068, 0.077, 0.090	Yb 173 (p, n) (WilkG51, BicJ59, WilsRG60a) Lu 175 (p, 3n) Hf 173 (EC) (BicJ59, WilkG51)
Lu^{174}	3.6 y (BonnN62) >800 d (BalaV64) <<160 d (HarmB60) others (WilkG51, WilleR60)	α EC, no β^- , β^+ (WilsRG60) others (WilkG51) Δ -55.6 (MTW)	A chem, excit (WilkG51) excit, sep isotopes (WilsRG60) daughter Lu 174m (HarmB60)	Y Yb X-rays, 0.076 (6%), 1.24 (9%) e 0.015, 0.067, 0.074	Yb 174 (p, n) (WilsRG60, HarmB60, PraH62)
Lu^{174m}	140 d (BonnN62) 150 d (BalaV64) others (WilkG51, WilleR60)	α IT (HarmB60, RomV60) EC (FunL65, RiccR65a) Δ -55.4 (LHP, MTW)	B chem, genet (HarmB60, RomV60) chem (BonnN62) parent Lu 174 (HarmB60)	Y Lu L X-rays, 0.067, 0.176, 0.273, 0.994 e 0.004, 0.034, 0.050, 0.057 daughter radiations from Lu 174	Yb 174 (p, n) (WilsRG60, HarmB60, PraH62)
Lu^{175}	$t_{1/2}$ (a) $>1 \times 10^{17}$ y sp act (PorsW54)	% 97.40 (HaydR50) 97.41 (CollT57) Δ -55.3 (MTW) σ_c 5 (to Lu 176) 18 (to Lu 176m) (GoldmDT64)			
Lu^{176}	2.2×10^{10} y sp act (DonhD64) 3.6×10^{10} y sp act (MNaiA61b, BrinGA65) 2.4×10^{10} y sp act (ArnJ54) 2.1×10^{10} y sp act (GloR57b) 4.6×10^{10} y sp act (DixD54) others (HerrW58a, LibW39a)	α β^- , no EC, lim 10% (ArnJ54) no EC (GloR57b) EC(K) 3% (DixD54) % 2.60 (HaydR50) 2.59 (CollT57) Δ -53.4 (MTW) σ_c 2100 (to Lu 177) ≈ 1 (to Lu 177m) (GoldmDT64)	A chem (HeyM38) mass spect (MattaJ39)	β^- 0.43 max e 0.023, 0.078, 0.086, 0.137 Y Hf X-rays, 0.088 (15%), 0.202 (85%), 0.306 (95%)	natural source
Lu^{176m}	3.69 h (SchmL60) others (BetR58, AttH45, BotW46)	α β^- , no IT (SchaG52) no β^+ , lim 0.0005% (LanghH61b) Δ -53.1 (LHP, MTW)	A n-capt (MLenJ35b, MarsJK35) chem, excit (WilkG48a)	β^- 1.31 max e 0.023, 0.078, 0.086 Y Hf X-rays, 0.088 (10%)	Lu 175 (n, γ) (MLenJ35b, MarsJK35, HevG36, FlaA43, BotW46, AttH45, SerL47b, AntoN50a)
Lu^{177}	6.74 d (SchmL60) others (BetR58, BotW46, WilkG48a, DouDG49, CorkJ49b, FlaA43, AttH45)	α β^- (BotW46) Δ -52.2 (MTW)	A n-capt (HevG36) mass spect (IngM47a) chem, excit (WilkG48a) daughter Yb 177 (BetR58)	β^- 0.497 max Y Hf X-rays, 0.113 (2.8%), 0.208 (6.1%) e 0.048, 0.103, 0.111, 0.143	Lu 176 (n, γ) (HevG36, FlaA43, AttH45, BotW46, SerL47b, AntoN50a, AlexP64)
Lu^{177m}	155 d (JorM62)	α β^- 78%, IT 22% (KriL64) Δ -51.3 (LHP, MTW)	A chem, n-capt, mass spect (JorM62) parent Hf 177m (BodE66)	Y Lu X-rays, Hf X-rays, 0.105 (13%), 0.113 (23%), 0.128 (17%), 0.153 (17%), 0.174 (13%), 0.208 (62%), 0.228 (37%), 0.281 (14%), 0.319 (10%), 0.327 (18%), 0.378 (29%), 0.414 (17%), 0.418 (21%), many others between 0.05 and 0.47 β^- [0.165 max] e very complex spectrum between 0 and 0.47 daughter radiations from Lu 177 daughter radiations from Hf 177m included in above listing	Lu 176 (n, γ) (JorM62, AlexP64)
Lu^{178}	30 m (KuroT61b)	α β^- (KuroT61b) Δ -50.0 (MTW)	F decay charac (KuroT61b)	β^- 2.25 max Y no γ	Hf 179 (γ , p) (KuroT61b)

Isotope Z A	Half-life	Type of decay (α , β); % abundance; Mass excess ($\Delta = M - A$), McV ($C^{12} = 0$); Thermal neutron cross section (σ), barns	Class; Identification; Genetic relationships	Major radiations: approximate energies (McV) and intensities	Principal means of production
$^{71}\text{Lu}^{178}$	22.0 m (PouA60) 18.7 m (StriT57) 19 m (GleP61) 22 m (ButeF50) 16 m (KuroT61b) 30 m (BakH64a)	β^- (KuroT61b) Δ -49.6 (LHP, MTW)	B chem (ButeF50) chem, genet energy levels (KuroT61b)	β^- 1.50 max e 0.023, 0.028, 0.077, 0.083, 0.091, 0.148, 0.204 γ Hf X-rays, 0.089, 0.214, 0.326, 0.427 daughter radiations from $\text{Hf}^{178\text{m}}$ included in above listing	Ta 181 (n, α) (GleP61, PouA60, BakH64a, StriT57)
Lu^{178}	5 m (BakH64a)	β^- (BakH64a)	F chem (BakH64a)	β^- 2.25 γ 0.090, 0.22, 0.33, 0.43	Ta 181 (n, α) (BakH64a)
Lu^{179}	4.6 h (StenW63) 7.5 h (KuroT61b)	β^- (KuroT61b) Δ -48.9 (MTW)	B decay charac (KuroT61b) chem, sep isotopes, decay charac (StenW63)	β^- 1.35 max γ 0.213	Hf 180 (γ , p) (StenW63, KuroT61b)
Lu^{180}	2.5 m (TakaK61)	β^- (TakaK61) Δ -46.2 (MTW)	F decay charac (TakaK61)	β^- 3.3 max γ no γ	Hf 180 (n, p) (TakaK61)
$^{72}\text{Hf}^{157}$	0.12 s (MacFR65a)	α (MacFR65a)	C cross bomb, excit (MacFR65a)	α 5.68	Sm 144 (Ne 20 , 7n) (MacFR65a)
Hf 158	3 s (MacFR65a)	α (MacFR65a)	C cross bomb, sep isotopes (MacFR65a)	α 5.27	Sm 144 (Ne 20 , 6n) (MacFR65a)
Hf 168	22 m (MerE61)	α [EC], β^+ ? \approx 2% (MerE61)	B chem, genet (MerE61) parent Lu 168 (MerE61)	γ Lu X-rays, 0.129, 0.17 β^+ ? 1.7 max daughter radiations from Lu 168	Lu 175 (p, 8n) (MerE61)
Hf 169	1.5 h (MerE61) others (WilkG51)	α EC, β^+ (MerE61)	B chem, genet (MerE61) parent Lu 169 (MerE61)	γ Lu X-rays, 0.115 β^+ 1.3 max daughter radiations from Lu 169	Lu 175 (p, 7n) (MerE61)
Hf 170	12.2 h (ValenJ62) 9 h (MerE61)	α EC (ValenJ62)	A chem, genet (MerE61) chem, genet, mass spect (ValenJ62) parent Lu 170 (MerE61, ValenJ62)	γ Lu X-rays, 0.120, 0.165, 0.99, 1.28, 0.65, 2.03, 2.36, 2.52, 2.94 e 0.035, 0.057, 0.102, 0.145, others between 0 and 3 daughter radiations from Lu 170	Lu 175 (p, 6n) (MerE61, ValenJ62)
Hf 171	10.7 h (ValenJ62) 16.0 h (WilkG51) 12 h (NerW55) 13 h (BaranV59a) others (BrabV61a, RaoC63)	α EC (WilkG51)	B chem, genet, excit (WilkG51) chem, mass spect (ValenJ62) parent Lu 171 (WilkG51)	γ Lu X-rays, 0.122, 0.188, 0.29, 0.34, 0.47, 0.66, 0.86, 1.07 daughter radiations from Lu 171	Lu 175 (p, 5n) (WilkG51, ValenJ62) alphas on Yb (WilkG51)
Hf 172	5 y (RaoC63, WilkG51)	α EC (WilkG51)	A chem, genet (WilkG51) chem, sep isotopes (ValenJ62b) parent Lu 172 (WilkG51, ValenJ62b, RaoC63) parent Lu $^{172\text{m}}$ (ValenJ62b)	γ Lu X-rays, 0.024 (22%), 0.082 (10%), 0.125 (21%, complex) e 0.014, 0.018, 0.032, 0.040, 0.063 daughter radiations from Lu 172 daughter radiations from Lu $^{172\text{m}}$ included in above listing	Lu 175 (p, 4n) (WilkG51) alphas on Yb (WilkG51, ValenJ62b)
Hf 173	23.6 h (WilkG51) 24 h (RaoC63, ValenJ62a, MalyT62, BaranV59a) others (NerW55, WapA54c)	α EC (WilkG51)	A chem, excit, genet (WilkG51) parent Lu 173 (WilkG51) daughter Ta 173 (FalK60, RaoC63, MalyT62)	γ Lu X-rays, 0.13 (96%, complex), 0.162 (5%), 0.30 (52%, complex), 0.55 (1.1% complex), 0.898 (1.9%), 1.04 (1.0%, complex), 1.20 (0.4%, complex) e 0.060, 0.072, 0.076, 0.113, 0.127, others between 0 and 1.1	Lu 175 (p, 3n) (WilkG51, BicJ59) alphas on Yb (WilkG51, ValenJ62a)
Hf 174	2.0×10^{15} y sp act (MacFR61a) 4×10^{15} y sp act (RieW59)	α (RieW59 , MacFR61a) % 0.163 (WhiF56) 0.20 (ReynJH53) Δ -55.6 (MTW) σ_c 400 (GoldmDT64)	A sep isotopes, decay charac (MacFR61a)	α 2.50	
Hf 175	70 d (WilkG49)	α EC (WilkG49) Δ -54.7 (FunL65f, MTW)	A chem, excit (WilkG49) n-capt, sep isotopes (BursS51) mass spect (HedA51) daughter Ta 175 (RaoC63, FalK60)	γ Lu X-rays, 0.089 (3.4%), 0.343 (85%), 0.433 (1.4%) e 0.026, 0.079, 0.280, 0.333	Hf 174 (n, γ) (HedA51, HatE56, MizJ55) Lu 175 (d, 2n), Lu 175 (p, n) (WilkG49)

Isotope Z A	Half-life	Type of decay ($\alpha, \beta, \gamma, \dots$); % abundance; Mass excess ($\Delta = M - A$), MeV ($C^{12} = 0$); Thermal neutron cross section (σ), barns	Class; Identification; Genetic relationships	Major radiations: approximate energies (MeV) and intensities	Principal means of production
<u>${}_{72}^{176}\text{Hf}$</u>		% 5.21 (WhiF56) 5.23 (ReynJH53) Δ -54.4 (MTW) σ_c <30 (GoldmDT64)			
<u>${}_{72}^{177}\text{Hf}$</u>		% 18.56 (WhiF56) 18.6 (ReynJH53) Δ -52.7 (MTW) σ_c 370 (to ${}_{72}^{178}\text{Hf}$) 1.4 (to ${}_{72}^{178m}\text{Hf}$) (GoldmDT64)			
${}_{72}^{177m}\text{Hf}$	1.1 s (BodE66)	α IT (BodE66) Δ -51.4 (LHP, MTW)	A chem, genet (BodE66) daughter ${}_{71}^{177m}\text{Lu}$ (BodE66)	γ Hf X-rays, 0.105 (17%), 0.113 (30%), 0.128 (21%), 0.153 (22%), 0.174 (16%), 0.208 (81%), 0.228 (48%), 0.281 (18%), 0.327 (23%), 0.378 (37%), 0.418 (27%), many others between 0 and 0.47 e^- very complex spectrum between 0 and 0.47	daughter ${}_{71}^{177m}\text{Lu}$ (BodE66)
<u>${}_{72}^{178}\text{Hf}$</u>		% 27.1 (WhiF56) 27.2 (ReynJH53) Δ -52.3 (MTW) σ_c 30 (to ${}_{72}^{179}\text{Hf}$) 50 (to ${}_{72}^{179m}\text{Hf}$) (GoldmDT64)			
${}_{72}^{178m}\text{Hf}$	4.3 s (AlexKF62) 4.8 s (FelF58) 3.5 s (CamE59, FetP62a)	α IT (FelF58) Δ -51.1 (MTW)	A chem, genet (FelF58) n-capt, sep isotopes (FetP62a) daughter 2.1 h ${}_{73}^{178}\text{Ta}$ (FelF58)	γ Hf X-rays, 0.089 (54%), 0.093 (14%), 0.214 (75%), 0.326 (94%), 0.427 (97%) e^- 0.023, 0.028, 0.077, 0.083, 0.091, 0.148, 0.204	daughter ${}_{73}^{178}\text{Ta}$ (FelF58) ${}_{72}^{177}\text{Hf}$ (n, γ) (FetP62a)
<u>${}_{72}^{179}\text{Hf}$</u>		% 13.75 (WhiF56) 13.7 (ReynJH53) Δ -50.3 (MTW) σ_c 65 (to ${}_{72}^{180}\text{Hf}$) 0.2 (to ${}_{72}^{180m}\text{Hf}$) (GoldmDT64)			
${}_{72}^{179m}\text{Hf}$	18.6 s (HoffKF59) others (FlaA44a, DMatE51a, AlexKF62)	α IT (FlaA44a) Δ -49.9 (LHP, MTW)	A n-capt (FlaA44a) n-capt, sep isotopes (BursS51, DMatE51a)	γ Hf X-rays, 0.217 (94%) e^- 0.096, 0.150	${}_{72}^{178}\text{Hf}$ (n, γ) (FlaA44a, FlaA46, DMatE51a, BursS51)
<u>${}_{72}^{180}\text{Hf}$</u>		% 35.22 (WhiF56) Δ -49.5 (MTW) σ_c 10 (GoldmDT64)			
${}_{72}^{180m}\text{Hf}$	5.5 h (BursS51) others (RaoC63)	α IT (BursS51) no β^- , lim 5% (GallC62) Δ -48.4 (LHP, MTW)	A chem, n-capt, sep isotopes (BursS51) genet energy levels (MihJ54b)	γ Hf X-rays, 0.058 (48%), 0.093 (16%), 0.215 (82%), 0.333 (93%), 0.444 (80%), 0.501 (17%) e^- 0.028, 0.047, 0.055, 0.083, 0.091, 0.150, 0.206, 0.267	${}_{72}^{179}\text{Hf}$ (n, γ) (BursS51)
${}_{72}^{181}\text{Hf}$	42.5 d (LindnM60) 44.6 d (WriH57) 45.5 d (CaliJ59) others (MurH53, CorkJ50d, BeneJ48a, SerL47b)	α β^- (HevG38) Δ -47.41 (MTW) σ_c \approx 40 (GoldmDT64)	A chem, n-capt (HevG38) mass spect (HedA51) sep isotopes, n-capt (BursS51)	β 0.41 max e^- 0.066, 0.069, 0.122, 0.415 γ Ta X-rays, 0.133 (48%, complex), 0.346 (13%), 0.482 (81%)	${}_{72}^{180}\text{Hf}$ (n, γ) (HevG38, SerL47b, BursS51, LindM60)
${}_{72}^{182}\text{Hf}$	9×10^6 y sp act (HutWH61, WingJ61) $\approx 8 \times 10^6$ y sp act (NaurR61)	α β^- (HutWH61, WingJ61, NaurR61) Δ -45.8 (LHP, MTW)	A chem, mass spect, genet (HutW61, WingJ61, NaurR61) parent ${}_{73}^{182}\text{Ta}$ (HutW61, WingJ61, NaurR61)	β [0.5 max] γ 0.271 (84%) daughter radiations from ${}_{73}^{182}\text{Ta}$	${}_{72}^{180}\text{Hf}$ + 2n (HutW61, WingJ61, NaurR61)
${}_{72}^{183}\text{Hf}$	65 m (BlacJe65) 64 m (GatO56, GatO58)	α β^- (GatO56, GatO58) Δ -43.0 (MTW)	D chem (GatO56, GatO58)	β 1.6 max γ 0.46 (\uparrow 58), 0.82 (\uparrow 100)	${}_{72}^{186}\text{W}$ (n, α) (GatO56, GatO58, BlacJe65)

Isotope Z A	Half-life	Type of decay (α, β, γ); % abundance; Mass excess ($\Delta \approx M-A$), MeV ($C^{12}=0$); Thermal neutron cross section (σ), barns	Class; Identification; Genetic relationships	Major radiations: approximate energies (MeV) and intensities	Principal means of production
$^{172}_{73}\text{Ta}$	44 m (AboH64a) 24 m (ButeF61)	α β^+ , EC (AboH64a)	B chem (ButeF61) chem, mass spect (AboH64a)	γ Hf X-rays, 0.092, 0.208, 0.511 (γ^+), others to 3.3	protons on Hf (AboH64a, ButeF61)
Ta^{173}	3.7 h (FalK60, SanA63, RaoC63) 3.5 h (MalyT62) 2.5 h (HarmB60)	α EC, β^+ (FalK60) EC, no β^+ (SanA63)	A chem, excit, genet (FalK60, RaoC63) chem, genet (MalyT62) parent Hf ¹⁷³ (FalK60, RaoC63, MalyT62) daughter W ¹⁷³ (SanA63)	γ Hf X-rays, 0.090 (complex), 0.170 (complex), 0.64, 1.00 e^- 0.059, 0.069, 0.095, 0.107, 0.161 daughter radiations from Hf ¹⁷³	Ho ¹⁶⁵ (N ¹⁴ , 6n)W ¹⁷³ (EC) (FalK60) protons on Ta ¹⁸¹ (RaoC63, SanA63)
Ta^{174}	1.2 h (DemeI65) 1.3 h (FalK60, RaoC63) 1.1 h (ButeF61)	α EC, β^+ (FalK60)	A chem, excit (FalK60, RaoC63) chem, mass spect (AboH65) daughter W ¹⁷⁴ (DemeI65)	γ Hf X-rays, 0.091, 0.125, 0.160, 0.205, 0.280, 0.350, 0.511 (γ^+) e^- 0.026, 0.081, 0.089	Ho ¹⁶⁵ (N ¹⁴ , 5n)W ¹⁷⁴ (EC) (FalK60) protons on Hf (HarmB60, ButeF61) protons on Ta ¹⁸¹ (RaoC63)
Ta^{175}	10.5 h (SanA63) 11 h (FalK60, RaoC63)	α EC (FalK60)	A chem, cross bomb, excit, genet (FalK60) chem, excit, genet (RaoC63) parent Hf ¹⁷⁵ (RaoC63, FalK60) daughter W ¹⁷⁵ (SanA63)	γ Hf X-rays, 0.08, 0.13, 0.21, 0.27, 0.35, 0.45, 0.60, 0.83, 1.2, 1.4, 1.7, all complex e^- 0.016, 0.039, 0.061, 0.070, 0.116, 0.202, others between 0 and 1.6	Lu ¹⁷⁵ (α , 4n) (FalK60) Hf ¹⁷⁶ (p, 2n) (HarmB60) Ho ¹⁶⁵ (N ¹⁴ , 4n)W ¹⁷⁵ (EC) (FalK60) protons on Ta ¹⁸¹ (RaoC63, SanA63)
Ta^{176}	8.0 h (WilkG50d)	α EC (WilkG50d) no β^+ , lim 0.2% (FelF56) Δ -51 (NDS, MTW)	A chem, excit (WilkG48a, WilkG50d) genet energy levels (FelF56) daughter W ¹⁷⁶ (WilkG50d)	γ Hf X-rays, 0.088, 0.202, many others to 3.0 e^- 0.023, 0.078, 0.086, 0.137, others to 3.0	Lu ¹⁷⁵ (α , 3n) (WilkG50d, VerhH63, HasA63) Hf ¹⁷⁶ (p, n) (HarmB60)
Ta^{177}	56.6 h (WestH61) 56 h (RaoC63) 53 h (WilkG50d)	α EC (WilkG50d) Δ -51.6 (MTW)	A chem, excit (WilkG48a, WilkG50d) genet energy levels (WestH61, HarmB60)	γ Hf X-rays, 0.113 (6%), 0.208 (1.0%), 0.425 (0.13%), 0.509 (0.10%), 0.746 (0.22%), 1.058 (0.30%), others between 0.07 and 0.95 e^- 0.048, 0.102, 0.111, others between 0 and 1.06	Lu ¹⁷⁵ (α , 2n) (WilkG50d, WestH61) protons on Hf (WilkG50d, HarmB60) Ta ¹⁸¹ (p, 5n)W ¹⁷⁷ (EC) (WilkG50d)
Ta^{178}	9.35 m (WilkG50d) 9.5 m (CarvJ58)	α EC 99%, β^+ 1% (GallC61a) others (FelF58, BisA56b, WilkG50d) Δ -50.4 (MTW)	A chem, genet (WilkG50d) daughter W ¹⁷⁸ (WilkG50d)	γ Hf X-rays, 0.093 (\uparrow 100), 0.511 (γ^+ , \uparrow 10), 1.10 (\uparrow 11), 1.18 (\uparrow 4, complex), 1.35 (\uparrow 46, complex), 1.45 (\uparrow 9, complex) β^+ 0.89 max e^- 0.028, 0.082	daughter W ¹⁷⁸ (WilkG50d, GallC61a, BodE62, KarlE62a)
Ta^{178}	2.1 h (WilkG50d, RaoC63) 2.5 h (CarvJ58)	α EC, no β^+ , lim 2% (CarvJ58) EC \approx 97%, β^+ \approx 3% (WilkG50d)	A chem, excit (WilkG50d, RaoC63) chem, cross bomb, genet (FelF58) parent Hf ^{178m} (FelF58)	γ Hf X-rays, 0.089 (54%), 0.093 (14%), 0.214 (75%), 0.328 (120%, complex), 0.427 (97%) e^- 0.023, 0.028, 0.077, 0.083, 0.091, 0.148, 0.204, 0.263 daughter radiations from Hf ^{178m} included in above listing	Lu ¹⁷⁵ (α , n) (WilkG50d, GallC62a, FelF58) deuterons on Hf (FelF58) protons on Hf (WilkG50d)
Ta^{179}	\approx 600 d (WilkG50d)	α EC (WilkG50d) Δ -50.2 (MTW)	B chem, excit (WilkG50d, RaoC63) excit (CarvJ58)	γ Hf X-rays	protons on Ta ¹⁸¹ (RaoC63) Lu ¹⁷⁶ (α , n) (WilkG50d)
Ta^{180}	$t_{1/2}$ (β^-): >1 x 10 ¹² y sp act (CarvJ58) >1 x 10 ¹³ y sp act (BaumE58) $t_{1/2}$ (EC): >2 x 10 ¹³ y sp act (BaumE58) >4 x 10 ⁹ y sp act (CarvJ58) others (EberP55, EberP58)	% 0.0123 (WhiF56) Δ -48.86 (MTW)			
Ta^{180m}	8.15 h (BrowHN51) 8.00 h (WilkG50d) 8.1 h (RaoC63) others (OldO38)	α EC 87%, β^- 13% (GallC62) EC \approx 79%, β^- \approx 21%, no β^+ , lim 0.005% (BrowHN51) Δ -48.65 (LHP, MTW)	A chem, excit (OldO38)	β^- 0.71 max e^- 0.028, 0.083, 0.091 γ Hf X-rays, 0.093 (4%), 0.103 (0.6%)	Hf ¹⁸⁰ (α , 2n) (GallC62) Ta ¹⁸¹ (n, 2n) (PooIM37, OldO38, WilkG50d) Ta ¹⁸¹ (γ , n) (GelK60, GusaM58)

Isotope Z A	Half-life	Type of decay (α); % abundance; Mass excess ($\Delta \approx M-A$), MeV ($C^{12}=0$); Thermal neutron cross section (σ), barns	Class; Identification; Genetic relationships	Major radiations: approximate energies (MeV) and intensities	Principal means of production
$^{181}_{73}\text{Ta}$		% 99.9877 (WhiF56, WhiF55) 100 (WhiJ48) Δ -48.43 (MTW) σ_c 21 (to Ta^{182}), 0.07 (to Ta^{182m}) (GoldmDT64)			
Ta^{181m}	0.33 s (CamE49, GooM50, KahJ51)	α IT (GooM50)	E excit (CamE49) critical abs (GooM50)	γ Ta L X-rays	neutrons on Ta (CamE49, GooM50, KahJ51)
Ta^{182}	115.1 d (WriH57) others (EicG52, SinW51, SerL47b)	α β^- (HouF40) Δ -46.35 (HansP64, MTW) σ_c 8000 (GoldmDT64)	A chem, n-capt (FomV36, OldO38) daughter Hf^{182} (HutW61, WingJ61, NauR61)	β^- 1.71 max (0.3%), 0.522 max e^- 0.030, 0.044, 0.054, 0.073, 0.089, 0.110, many others between 0 and 1.6 γ W X-rays, 0.068 (42%), 0.100 (14%), 0.152 (7%), 0.222 (8%), 1.122 (34%), 1.189 (16%), 1.222 (27%), 1.231 (13%), many others between 0 and 1.6	Ta^{181} (n, γ) (FomV36, OldO38, HouF40, SerL47b, MeiL48)
Ta^{182m}	16.5 m (HoleN48b) 16.2 m (SerL47b) others (WilkG50d)	α IT (HoleN48b) no β^- (SunA61) Δ -45.84 (LHP, MTW)	A chem, n-capt (SerL47b, HoleN48b)	γ Ta X-rays, 0.147 (40%), 0.172 (40%), 0.184 (20%), 0.319 (5%), 0.356 (0.3%) e^- 0.080, 0.105, 0.117, 0.173	Ta^{181} (n, γ) (SerL47b, HoleN48b, SunA61)
Ta^{183}	5.0 d (PoeA55) 5.2 d (MurJ55, DMonJ53) others (SumO57a, MosA51)	α β^- (ButeF50, PoeA55) Δ -45.20 (MTW)	A chem, excit (ButeF50) n-capt, chem, genet energy levels (MurJ55) parent W^{183m} (GallC61)	β^- 0.62 max γ W X-rays, 0.046 (5%), 0.053 (5%), 0.099 (7%), 0.108 (11%), 0.161 (17%, complex), 0.246 (33%, complex), 0.30 (11%, complex), 0.354 (11%) e^- 0.034-0.043, 0.050, 0.073, 0.088, 0.093, 0.177, many others between 0 and 0.40 daughter radiations from W^{183m} included in above listing	Ta^{181} (n, γ) Ta^{182} (n, γ) (MurJ55)
Ta^{184}	8.7 h (ButeF55a)	α β^- (ButeF55a) Δ -42.9 (MTW)	B chem, sep isotopes (ButeF55a)	β^- 2.64 max (0.2%), 1.76 max (0.9%), 1.19 max e^- [0.042, 0.100] γ W X-rays, 0.111 (21%), 0.16 (7%), 0.21 (7%), 0.25 (42%), 0.30 (24%), 0.41 (71%), 0.53 (19%), 0.79 (16%, complex), 0.90 (49%, complex), 0.95 (15%), 1.16 (12%)	W^{186} (d, α) (VerhH64) W^{184} (n, p) (ButeF55a)
Ta^{185}	50 m (PoeA55) 48 m (MosA51, ButeF50) others (DufR50)	α β^- (DufR50) Δ -41.3 (NDS, MTW)	B chem, excit (ButeF50) excit, sep isotopes (DufR50) not parent W^{185m} (PoeA55)	β^- 1.7 max γ W X-rays, 0.075 (5%), 0.100 (6%), 0.175 (60%), 0.245 (5%)	W^{186} (γ , p) (DufR50, ButeF50, MoriH60a) W^{186} (n, pn) (PoeA55)
Ta^{186}	10.5 m (PoeA55)	α β^- (PoeA55) Δ -38.7 (MTW)	C sep isotopes, cross bomb (PoeA55)	β^- 2.2 max γ W X-rays, 0.123 (18%), 0.20 (74%), 0.30 (18%), 0.41 (15%), 0.51 (33%), 0.61 (33%), 0.73 (48%), 0.94 (11%)	W^{186} (n, p) (PoeA55)
$^{160}_{74}\text{W}$		α α (MacfR65a)	F excit (MacfR65a)	α 5.75	S^{32} on Sm^{144} (MacfR65a)
W^{173}	16.5 m (SanA63)	α EC (SanA63)	B chem, excit, genet (SanA63) parent Ta^{173} (SanA63)		Ta^{181} (p, 9n) (SanA63)
W^{174}	31 m genet (DemeI65)	α [EC] (DemeI65)	B chem, genet (DemeI65) parent Ta^{174} (DemeI65)		C^{12} on Er (DemeI65)
W^{175}	34 m (SanA63)	α EC (SanA63)	A chem, mass spect, genet (SanA63) parent Ta^{175} (SanA63)	γ Ta X-rays, 0.26, 0.80, 1.3, 1.6 daughter radiations from Ta^{175}	Ta^{181} (p, 7n) (SanA63)
W^{176}	2.3 h (ValenJ63) 2.7 h (RaoC63) others (GrigE62)	α EC 99+%, β^+ \approx 0.5% (WilkG50d) Δ -50 (NDS, MTW)	A chem, genet (WilkG50d, GrigE62) chem, mass spect (ValenJ63) parent Ta^{176} (WilkG50d)	γ Ta X-rays, 0.034, 0.100 e^- 0.017, 0.023, 0.027, 0.033, 0.050, 0.083 daughter radiations from Ta^{176}	Ta^{181} (p, 6n) (RaoC63, WilkG50d)

Isotope Z A	Half-life	Type of decay (α, β, γ); % abundance; Mass excess ($\Delta = M - A$), MeV ($C^{12} = 0$); Thermal neutron cross section (σ), barns	Class; Identification; Genetic relationships	Major radiations: approximate energies (MeV) and intensities	Principal means of production
$74W^{177}$	135 m (SanA63) 130 m (WilkG50d) 132 m (RaoC63) others (MalyT63a)	α EC (WilkG50d) Δ -50 (NDS, MTW)	A chem, genet (WilkG50d) chem, mass spect (SanA63) chem, excit (RaoC63) parent Ta^{177} (WilkG50d) daughter Re^{177} (HaldB57)	γ Ta X-rays, 0.20, 0.42, 0.62, 0.83, 1.00 e^- 0.020, 0.028, 0.048, 0.059, 0.068, 0.075, 0.088, 0.119, 0.360 daughter radiations from Ta^{177}	Ta^{181} (p, 5n) (RaoC63, SanA63, WilkG50d)
W^{178}	21.5 d (WilkG50d) 22.0 d (BisA56b)	α EC (WilkG50d) Δ -50 (NDS, MTW)	A chem (WilkG50d) chem, excit (RaoC63) parent 9.35 m Ta^{178} (WilkG50d)	γ Ta X-rays daughter radiations from 9.35 m Ta^{178}	Ta^{181} (p, 4n) (RaoC63, WilkG50d)
W^{179}	37.5 m (ValenJ63a) 38 m (SanA63) others (RaoC63, WilkG50d, RocT56)	α EC (WilkG50d) Δ -49 (NDS, MTW)	A chem, excit (RaoC63, WilkG50d) chem, sep isotopes (HarmB60) chem, mass spect (SanA63, ValenJ63a)	γ Ta X-rays, 0.031 (22%) e^- 0.020, 0.029	Ta^{181} (p, 3n) (RaoC63, WilkG50d) W^{180} (p, 2n) Re^{179} (EC) (HarmB60)
W^{179m}	5.2 m (WilkG50d) \approx 7 m (RocT56) activity not observed (SoS55)	α IT (HarmB60) Δ -49 (NDS, MTW)	B chem, excit (WilkG50d) genet energy levels (HarmB60)	γ W X-rays, 0.222 e^- 0.152, 0.211 daughter radiations from W^{179}	daughter Re^{179} (HarmB60) Ta^{181} (p, 3n) (WilkG50d)
W^{180}	$t_{1/2}$ (α): > 1.1×10^{15} y sp act (BearG60) > 9×10^{14} y sp act (MacfR61a)	% 0.135 (WilliD46) Δ -49.37 (MTW) σ_c < 20 (GoldmDT64)			
$W^{[180]}$	$t_{1/2}$ (α) < 2×10^{17} y sp act (PorsW56)	α α (PorsW56)	C (PorsW56) activity not observed (BearG60, MacfR61a)	α 3.0	natural source (PorsW56)
W^{181}	140 d (RaoC63, WilkG47, SinB59) 120 d (GodK61) 126 d (KreW60) 145 d (BisA56b)	α EC (WilkG47) no β^+ (BisA56b, BisA55) Δ -48.24 (MTW)	A chem, excit (WilkG47) chem, n-capt (LindnM51a) daughter Re^{181} (GallC57)	γ Ta X-rays, 0.006 (1%), 0.136 (0.1%), 0.152 (0.1%) e^- 0.004, 0.006	Ta^{181} (d, 2n) (WilkG47) Ta^{181} (p, n) (MuiA61) W^{180} (n, γ) (MuiA61, LindnM51a, CorkJ53d)
W^{182}	$t_{1/2}$ (α) > 2×10^{17} y sp act (BearG60)	% 26.4 (WilliD46) Δ -48.16 (MTW) σ_c 20 (to W^{183}) 0.5 (to W^{183m}) (GoldmDT64)			
W^{183}	$t_{1/2}$ (α) > 1.1×10^{17} y sp act (BearG60)	% 14.4 (WilliD46) Δ -46.27 (MTW) σ_c 11 (GoldmDT64)			
W^{183m}	5.3 s (GallC61) 5.1 s (SchmW61) 5.5 s (DMatE49)	α IT (DMatE49) Δ -45.96 (LHP, MTW)	A sep isotopes, n-capt (DMatE49) chem, genet, genet energy levels (GallC61) daughter Ta^{183} (GallC61)	γ W X-rays, 0.046 (8%), 0.053 (11%), 0.099 (9%), 0.102 (4%), 0.108 (19%), 0.160 (6%) e^- 0.034, 0.040	daughter Ta^{183} (GallC61) W^{182} (n, γ) (SchmW61, DMatE49)
W^{184}		% 30.6 (WilliD46) Δ -45.62 (MTW) σ_c 2.1 (to W^{185}) 0.01 (to W^{185m}) (GoldmDT64)			
W^{185}	75 d (Ander64, FajK40a, KreW55) others (ThirH57, GodK61, DoyW63a)	α β^- (MinaO40) Δ -43.30 (MTW)	A chem, excit, n-capt (MinaO40) mass spect (BisA58a)	β^- 0.429 max average β^- energy: 0.14 calorimetric (ShimN56a) γ no γ	W^{184} (n, γ) (MinaO40, FajK40a, SerL47b, CorkJ49a) Re^{187} (d, α) (FajK40a)
W^{185m}	1.62 m (PoeA55) 1.55 m (MangS62) 1.85 m (DufR50)	α IT (DufR50) Δ -42.93 (LHP, MTW)	B excit, sep isotopes (DufR50, PoeA55) not daughter Ta^{185} (PoeA55)	γ W X-rays, 0.075 (\uparrow 8), 0.100 (\uparrow 16), 0.13 (\uparrow 70), 0.17 (\uparrow 100)	W^{184} (n, γ) (PoeA55) W^{186} (y, n) (DufR50, MoriH60a)

Isotope Z A	Half-life	Type of decay (α , β); % abundance; Mass excess ($\Delta=M-A$), MeV ($C^{\infty}=0$); Thermal neutron cross section (σ), barns	Class; Identification; Genetic relationships	Major radiations: approximate energies (MeV) and intensities	Principal means of production
^{186}W $^{74}\text{W}^{186}$	$t_{1/2}$ ($\beta\beta$) $>6 \times 10^{15}$ y sp act (FremJ52)	% 28.4 (WilliD46) Δ -42.44 (MTW) σ_c 40 (GoldmDT64)			
^{187}W	23.9 h (EicG53) 23.7 h (Ander64) 24.0 h (WriH57) others (MinaO40, CorkJ53, FajK40a)	α β^- (MinaO40) Δ -39.83 (MTW) σ_c ≈ 90 (GoldmDT64)	A chem, n-capt (AmaE35) chem, n-capt, excit (MinaO40)	β 1.31 max (15%), 0.63 max e 0.063, 0.122, others between 0 and 0.8 γ Re X-rays, 0.072 (11%), 0.134 (9%), 0.479 (23%), 0.552 (5%), 0.618 (6%), 0.686 (27%), 0.773 (4%)	^{186}W (n, γ) (MinaO40, AmaE35, MLenJ35, FajK40a, SerL47b, CorkJ49a)
^{188}W	69.4 d (RoyJ62) others (LindnM51a)	α β^- (LindnM51a) Δ -38.44 (BursS64, MTW)	A chem, genet (LindnM51a, RoyJ62) parent ^{188}Re (RoyJ62, LindnM51a, LindnM51)	β 0.349 max γ Re X-rays, 0.227 (0.22%), 0.290 (0.40%) daughter radiations from ^{188}Re	^{186}W (n, γ) ^{187}W (n, γ) (LindnM51a, LindnM51, RoyJ62)
^{189}W	11.5 m (KauP65a) 11 m (FleJ63)	α β^- (FleJ63) Δ -35.3 (KauP65a, MTW)	A chem, sep isotopes, genet (FleJ63) chem, genet (KauP65a) parent ^{189}Re (FleJ63, KauP65a)	β 2.5 max (weak), 2.0 max γ Re X-rays, 0.032 (?), 0.130 (\uparrow 12), 0.178 (\uparrow 13), 0.258 (\uparrow 100), 0.417 (\uparrow 96), 0.55 (\uparrow 28), 0.86 (\uparrow 20), 0.96 (\uparrow 17)	^{192}Os (n, α) (FleJ63)
^{177}Re $^{75}\text{Re}^{177}$	17 m (HaldB57)	α β^+ (HaldB47), [EC] Δ -47 (NDS, MTW)	B chem, genet (HaldB57) parent ^{177}W (HaldB57)	γ [W X-rays, 0.511 (γ^{\pm})] daughter radiations from ^{177}W	protons on W (HaldB57)
^{178}Re	15 m (HaldB57)	α β^+ (HaldB57), [EC]	D chem, sep isotopes (HaldB57)	β^+ 3.1 max γ [W X-rays, 0.511 (γ^{\pm})]	protons on W, Re (HaldB57)
^{179}Re	20 m (HarmB60) 18 m (FosJ58)	α EC (HarmB60) Δ -46 (NDS, MTW)	B chem, sep isotopes (HarmB60) others (FosJ58)	γ W X-rays daughter radiations from ^{179}mW ^{179}W	^{180}W ($p, 2n$) (HarmB60)
^{180}Re	2.4 m (FiscV55)	α β^+ , EC (FiscV55)	C excit (FiscV55)	β^+ 1.1 max γ [W X-rays], 0.11, 0.511 (γ^{\pm}), 0.88	^{182}W ($p, 3n$) (FiscV55)
^{180}Re	20 h (HaldB57)	α β^+ (HaldB57), [EC]	D chem, decay charac, cross bomb (HaldB57)	β^+ 1.9 max γ [W X-rays, 0.511 (γ^{\pm})]	protons on W, Re (HaldB57)
^{180}Re	18 m (FosJ58)	α [EC] (FosJ58)	G chem, excit, sep isotopes (FosJ58) activity assigned to ^{179}Re (HarmB60)		protons on Re (FosJ58)
^{181}Re	18 h (GranG63) 19 h (FosJ58) 20 h (GallC57)	α EC (GallC57) Δ -47 (NDS, MTW)	B chem, excit, genet (GallC57) parent ^{181}W (GallC57) daughter 23 m ^{181}Os (FosJ58) daughter 2.7 h ^{181}Os (SurY60)	γ W X-rays, 0.365, many others between 0 and 1.5 e 0.008, 0.040, 0.053, 0.296, many others between 0 and 1.5	^{181}Ta ($\alpha, 4n$) (GallC57) ^{182}W ($p, 2n$) (HarmB60)
^{182}Re	12.7 h (WilkG50) 13 h (GallC59)	α EC (WilkG50) β^+ 0.3% (BadN63) Δ -45.30 (MTW)	A chem, excit (WilkG50) chem, genet energy levels (GallC59) daughter ^{182}Os (StovB50, FosJ58)	γ W X-rays, 0.068, 0.100, 1.122, 1.189, 1.23 (complex), 2.01, 2.05, many others between 0 and 2.05 β^+ 1.74 max e 0.015, 0.031, 0.056, 0.089, 0.098, many others between 0 and 2.05	^{181}Ta ($\alpha, 3n$) (WilkG50, GallC59) ^{182}W (p, n) (WilkG50, HarmB61) daughter ^{182}Os (FosJ58, StovB50)
^{182}Re	64.0 h (WilkG50) 60 h (GallC58a)	α EC (WilkG50) no β^+ , lim $5 \times 10^{-4}\%$ (BadN63)	A chem, excit (WilkG50) chem, genet energy levels (GallC58a)	γ W X-rays (very strong), 0.068, 0.100, 0.15-0.36 (complex), 1.08, 1.112 (complex), 1.19, 1.22 (complex), 1.43, many others between 0 and 1.4 e 0.015, 0.031, 0.044, 0.061, 0.089, 0.098, 0.100, 0.122, 0.160, 0.187, many others between 0 and 1.4	^{181}Ta ($\alpha, 3n$) (WilkG50, GallC58a) ^{182}W (p, n) (WilkG50, HarmB61)

Isotope Z A	Half-life	Type of decay (α, β, γ); % abundance; Mass excess ($\Delta = M - A$), MeV ($C^{12} = 0$); Thermal neutron cross section (σ), barns	Class; Identification; Genetic relationships	Major radiations: approximate energies (MeV) and intensities	Principal means of production
^{183}Re 75	71 d (BliP65, GallC58) 68 d (FosJ58) others (ThuS56, TurS51, StovB50)	α EC (WilkG50) Δ -45 (MTW)	A chem, excit (WilkG50) chem, genet energy levels (ThuS56) daughter Os ¹⁸³ (StovB50)	γ W X-rays, 0.046, 0.053, 0.109 (complex), 0.209 (strong), 0.246, 0.292 e^- 0.030, 0.034, 0.040, 0.088, 0.093, many others between 0 and 0.40	Ta ¹⁸¹ (a, 2n) (WilkG50, ThuS56)
^{184}Re	38 d (BodE60, DzhB62b) 34 d (BliP65) 33 d (JohnN63) others (WilkG50, TurS51)	α EC (WilkG50) Δ -44 (MTW)	A chem, excit (FajK40a) chem, excit (WilkG50) chem, genet energy levels (GallC58)	γ W X-rays, 0.111, 0.78 (complex), 0.90 (complex) e^- 0.042, 0.100	Ta ¹⁸¹ (a, n) (WilkG50) deuterons on W (BisK63a, BodE60, DzhB62b, GallC58) protons on W (WilkG50, HarmB64) Re ¹⁸⁵ (n, 2n) (GallC58, JohnN63)
^{184m}Re	169 d (JohnN63) 160 d (HarmB64) 166 d (BliP65) others (DzhB62b)	α IT 70%, EC 30% (HarmB64) Δ -44 (LHP, MTW)	A chem, genet energy levels (JohnN63, HarmB64)	γ Re X-rays, W X-rays, 0.111, 0.78 (complex), 0.90 (complex) e^- 0.035, 0.042, 0.073, 0.081, 0.100 daughter radiations from Re ¹⁸⁴	See Re ¹⁸⁴
$^{184?}\text{Re}$	2.2 d (WilkG50)	α EC or IT (WilkG50)	D chem, excit (WilkG50)	γ 0.159	Ta ¹⁸¹ (a, n) (WilkG50) W ¹⁸⁴ (p, n) (WilkG50)
^{185}Re		% 37.07 (WhiJ48) Δ -43.73 (MTW) σ_c 110 (GoldmDT64)			
^{186}Re	88.9 h (PortF56) 92.8 h (GooLJ47) 91 h (CorkJ48b) 90 h (SinK39)	α β^- 95%, EC 5% (MalyL64) others (PortF56, JohnM56, MetF51) no β^+ , lim $10^{-5}\%$ (MetF51) Δ -41.9 (MTW)	A n-capt (KurtI35) n-capt, excit (SinK39) chem, n-capt, excit (FajK40a) mass spect (HessD47)	β^- 1.07 max e^- 0.063, 0.125 γ W X-rays, Os X-rays, 0.137 (9%), 0.632 (0.032%), 0.768 (0.035%)	Re ¹⁸⁵ (n, γ) (KurtI35, SinK39, FajK40a, SerL47b)
$^{186?}\text{Re}$	1 h (HaldB57)	α (HaldB57)	D chem (HaldB57)		protons on Re, W (HaldB57)
^{187}Re	4.3×10^{10} y genet (HirtB63) 1.2×10^{11} y sp act (WolfC62) others (HerrW58, WatD62a, HinH54, SutA54, DixD54a, NalS48, SugaN48)	α β^- (NalS48) % 62.93 (WhiJ48) Δ -41.14 (MTW) σ_c 70 (to Re ¹⁸⁸) 1.3 (to Re ^{188m}) (GoldmDT64)	A chem (NalS48)	β^- 0.003 max (in about 1/3 of the decays the electron goes into a stable atomic orbit)	
^{188}Re	16.7 h (FlaA53, AjzF56, DzhB54) 16.9 h (LindnM51a) 18.9 h (GooLJ47) others (PoolM37, DoyW63a)	α β^- (SinK39) Δ -38.79 (MTW) σ_c <2 (GoldmDT64)	A chem, n-capt (AmaE35) n-capt, excit (SinK39) chem, n-capt, excit (FajK40) mass spect (HessD47) daughter W ¹⁸⁸ (LindnM51a, LindnM51, RoyJ62) daughter Re ^{188m} (HerrW52)	β^- 2.12 max e^- 0.081, 0.143 γ Os X-rays, 0.155 (10%), 0.478 (0.6%), 0.633 (0.9%), 0.829 (0.3%), 0.932 (0.4%), other weak γ 's to 2.0	Re ¹⁸⁷ (n, γ) (KurtI35, AmaE35, PoolM37, SinK39, FajK40a, SerL47b)
^{188m}Re	18.7 m (TakaK64, FlaA53) others (ButeF50, MihJ53b)	α IT (MihJ53b) Δ -38.62 (LHP, MTW)	A n-capt, sep isotopes (MihJ53b) chem, genet (HerrW52) parent Re ¹⁸⁸ (HerrW52)	γ Re X-rays, 0.092 (5%), 0.106 (10%) e^- 0.004, 0.013, 0.021, 0.034, 0.051, 0.061, 0.080, 0.093 daughter radiations from Re ¹⁸⁸	Re ¹⁸⁷ (n, γ) (MihJ53b)
^{189}Re	24.3 h (BliP65) 23 h (CrasB63)	α β^- (CrasB63) Δ -37.8 (MTW)	A chem, excit, cross bomb (CrasB63) genet energy levels (CrasB63, ResD61) daughter W ¹⁸⁹ (FleJ63, KauP65a)	β^- 1.00 max e^- 0.023, 0.028, 0.057, 0.074, 0.112, 0.143, others between 0 and 0.25 γ Os X-rays, 0.150 (4%, doublet), 0.187 (3%, doublet), 0.218 (10%, doublet), 0.245 (4%)	W ¹⁸⁶ (a, p) (CrasB63) Os ¹⁸⁹ (n, p) + Os ¹⁹⁰ (n, pn) (CrasB63) Os ¹⁹² (d, an) (FleJ63)
^{189}Re	140 d (BliP65) 150 d (LindnM51a)	α β^- (LindnM51a, TurS51) β^- , IT (?) (BliP65)	F chem (LindnM51a, TurS51) chem, genet energy levels (BliP65) activity assigned to Re ^{184m} (CrasB63, JohnN63)	γ 0.211, 0.57, 0.67	W ¹⁸⁶ (a, p) (BliP65, TurS51)

Isotope Z A	Half-life	Type of decay ($\alpha, \beta, \gamma, \dots$); % abundance; Mass excess ($\Delta = M - A$), MeV ($C^{12} = 0$); Thermal neutron cross section (σ), barns	Class; Identification; Genetic relationships	Major radiations: approximate energies (MeV) and intensities	Principal means of production
$^{189}_{75}\text{Re}$	≥ 5 y (LindnM51a)	α β^- (LindnM51a)	F chem (LindnM51a) activity not observed (SmiRR56a)	β^- 0.75 max activity not observed	neutrons on Re (LindnM51a)
$^{190}_{75}\text{Re}$	2.8 m (AteA55) others (BaroG62)	α β^- (AteA55) Δ -35.4 (MTW)	B chem, genet energy levels, cross bomb (AteA55)	β^- 1.6 max γ Os X-rays, 0.191 (f 10), 0.392 (f 10), 0.57 (f 10), 0.83 (f 3)	Os^{192} (d, a), Os^{190} (n, p) (AteA55)
$^{190m}_{75}\text{Re}$	2.8 h (FleJ64, BaroG62)	α [IT] (FleJ64, BaroG62)	B chem, cross bomb, sep isotopes (FleJ64, BaroG62)	β^- 1.6 max γ [Os] X-rays, 0.12, 0.19, 0.23, 0.38 (complex), 0.56 (complex), 0.82 (these are probably daughter radiations of 2.8 m Re^{190} according to FleJ64)	Os^{192} (d, a), Os^{190} (n, p), Ir^{193} (n, a) (FleJ64, BaroG62)
$^{191}_{75}\text{Re}$	9.8 m (AteA53c)	α β^- (AteA53c) Δ -34.6 (NDS, MTW)	D chem (AteA53c) excit (AteA55) decay charac (CrasB63)	β^- 1.8 max	[Os^{192} (n, np)] (AteA53c)
$^{192}_{75}\text{Re}$	6 s (BlacJe65a)	α β^- (BlacJe65a)	C sep isotopes, genet energy levels (BlacJe65a)	β^- 2.5 max γ 0.20, 0.29, 0.37, 0.48, 0.57	Os^{192} (n, p) (BlacJe65a)
$^{181}_{76}\text{Os}$	23 m (FosJ58)	α [EC] (FosJ58) Δ -44 (NDS, MTW)	B chem, excit, sep isotopes, genet (FosJ58) activity not observed (SurY60) parent Re^{181} (FosJ58)	γ [Re X-rays], others e^- 0.093, 0.101 daughter radiations from Re^{181}	Re^{185} (p, 5n) (FosJ58)
$^{181}_{76}\text{Os}$	2.7 h (SurY60)	α [EC] (SurY60)	E chem, genet (SurY60) parent Re^{181} (SurY60)	γ Re X-rays, 0.23 daughter radiations from Re^{181}	protons on Au (SurY60)
$^{182}_{76}\text{Os}$	21.9 h (FosJ58) 21.1 h (NewJ60a) 20 h (GranG63) others (StovB50)	α EC, no β^+ (StovB50) Δ -44 (NDS, MTW)	A chem, genet (StovB50) chem, excit, sep isotopes (NewJ60a) parent 12.7 h Re^{182} (StovB50, FosJ58) daughter Ir^{182} (DiaR61)	γ Re X-rays, 0.180 (f 7), 0.263 (f 1.4), 0.510 (f 10) e^- 0.015, 0.025, 0.043, 0.052, 0.108, 0.438 daughter radiations from 12.7 h Re^{182}	Re^{185} (p, 4n) (StovB50) W^{182} (a, 4n) (NewJ60a)
$^{183}_{76}\text{Os}$	12.0 h (NewJ60a, StovB50) 15.4 h (FosJ58) others (GranG63, SurY60)	α EC (StovB50) Δ -43 (NDS, MTW)	A chem, genet (StovB50) parent Re^{183} (StovB50) daughter Ir^{183} (DiaR61, LavA61)	γ Re L X-rays, Re K X-rays (170%), 0.114 (27%), 0.168 (10%), 0.236 (5%), 0.382 (90%), 0.48 (9%, complex), 0.86 (5%, complex), 1.44 (1%) e^- 0.043, 0.102, many others between 0 and 1.4, all weak	Re^{185} (p, 3n) (FosJ58, StovB50) alphas on W (NewJ60a) daughter Ir^{183} from Lu^{175} (C^{12} , 4n) (DiaR61)
$^{183m}_{76}\text{Os}$	9.9 h (NewJ60a) 10 h (FosJ58)	α EC \approx 54%, IT \approx 46% (NewJ60a, NewJ60b) Δ -43 (NDS, MTW)	A chem, excit, sep isotopes (FosJ58, NewJ60a) genet (DiaR61) daughter Ir^{183} (DiaR61)	γ Os X-rays, 1.035 (6%), 1.105 (48%, complex) e^- 0.055, 0.096, 0.158, 0.168 daughter radiations from Os^{183}	Re^{185} (p, 3n) (FosJ58) alphas on W (NewJ60a) daughter Ir^{183} from Lu^{175} (C^{12} , 4n) (DiaR61)
$^{184}_{76}\text{Os}$		% 0.018 (NierA37) Δ -44.0 (MTW) σ_c <200 (GoldmDT64)			
$^{185}_{76}\text{Os}$	93.6 d (JohnM57) others (FosJ58, GooLJ47, KatziL48, TurS51, SurY60, GranG63)	α EC (MillM51a) no β^+ , lim $4 \times 10^{-4}\%$ (Malis58) Δ -42.74 (MTW)	A chem, cross bomb (GooLJ47, KatziL48) chem, genet energy levels (MartyN57)	γ Re X-rays, 0.646 (80%), 0.875 (14%, complex) e^- 0.059, 0.091, 0.574, 0.634	Re^{185} (d, 2n) (GooLJ47, ChuT50) Os^{184} (n, γ) (KatziL48) Re^{185} (p, n) (FosJ58, StovB50)
$^{186}_{76}\text{Os}$		% 1.59 (NierA37) Δ -43.0 (MTW)			
$^{187}_{76}\text{Os}$		% 1.64 (NierA37) Δ -41.14 (MTW)			
$^{187m}_{76}\text{Os}$	39 h (GreeG56) 35 h (ChuT50)	α (ChuT50)	G chem (ChuT50) activity not observed (NewJ60a, MerE63)		

Isotope Z A	Half-life	Type of decay ($\alpha, \beta, \gamma, \dots$); % abundance; Mass excess ($\Delta \equiv M-A$), MeV ($C^{12}=0$); Thermal neutron cross section (σ), barns	Class; Identification; Genetic relationships	Major radiations: approximate energies (MeV) and intensities	Principal means of production
$^{188}_{76}\text{Os}$		% 13.3 (NierA37) Δ -40.91 (MTW)			
$\text{Os}^?$	26 d (GreeG56)	α (GreeG56)	F chem (GreeG56)	γ X-rays	N^{14} on Os (GreeG56)
$^{189}_{76}\text{Os}$		% 16.1 (NierA37) Δ -38.8 (MTW) σ_c 0.008 (to $\text{Os}^{190\text{m}}$) (GoldmDT64)			
$\text{Os}^{189\text{m}}$	5.7 h (SchaG58) others (ChuT50, GreeG56)	α IT (SchaG58) Δ -38.8 (LHP, MTW)	A chem (ChuT50, GreeG56) chem, genet (SchaG58) genet energy levels (NewJ60c, CrasB63) daughter Ir^{189} (SchaG58)	γ Os L X-rays e^- 0.019, 0.028	daughter Ir^{189} (SchaG58)
$^{190}_{76}\text{Os}$		% 26.4 (NierA37) Δ -38.5 (MTW) σ_c 3.9 (to Os^{191}) 8.6 (to $\text{Os}^{191\text{m}}$) (GoldmDT64)			
$\text{Os}^{190\text{m}}$	9.9 m (SchaG58) others (ChuT50, AteA55c, MalyT61, MangS62)	α IT (SchaG58, AteA55c) Δ -36.8 (LHP, MTW)	A chem, genet (ChuT50, AteA55c) genet energy levels (SchaG58, ResD61) daughter $\text{Ir}^{190\text{m}2}$ (ChuT50, AteA55c)	γ Os X-rays, 0.187 (70%), 0.361 (94%), 0.502 (98%), 0.616 (99%) e^- 0.026, 0.036, 0.113, 0.175	daughter $\text{Ir}^{190\text{m}2}$ (ChuT50, AteA55c, SchaG58)
Os^{191}	15.0 d (Katzil48) 16.0 d (ChuT50) 14.6 d (NabS58)	α β^- (SeaG41b) Δ -36.4 (MTW)	A n-capt (ZinE40) chem, n-capt (SeaG41b) chem, excit (SwanJ52) daughter $\text{Os}^{191\text{m}}$ (SwanJ52) parent $\text{Ir}^{191\text{m}}$ (NauR54a, CamE56)	β^- 0.143 max e^- 0.030, 0.042, 0.053, 0.116, 0.127 γ Ir X-rays, 0.129 (25%) daughter radiations from $\text{Ir}^{191\text{m}}$ included in above listing	Os^{190} (n, γ) (SeaG41b, ZinE40, SerL47b, SwanJ52)
$\text{Os}^{191\text{m}}$	13.0 h (PlaZ63) 14 h (SwanJ52)	α IT, no β^- (lim 5%) (SwanJ52) Δ -36.3 (LHP, MTW)	A chem, genet (SwanJ52) parent Os^{191} (SwanJ52)	γ Os L X-rays e^- 0.062, 0.072 daughter radiations from Os^{191}	Os (n, γ) (SwanJ52)
$^{192}_{76}\text{Os}$	$t_{1/2}$ ($\beta\beta$) $>10^{14}$ y sp act (FremJ52)	% 41.0 (NierA37a) Δ -35.9 (MTW) σ_c 1.6 (GoldmDT64)			
Os^{193}	31.5 h (NabS58) 30.6 h (ChuT50) others (GooLJ47, SeaG41b, ZinE40)	α β^- (SeaG41b) Δ -33.32 (MTW) σ_c 200 (GoldmDT64)	A n-capt (KurtI35, ZinE40) chem, n-capt (SeaG41b) chem, excit (SwanJ52)	β^- 1.13 max e^- 0.060, 0.070 γ Ir X-rays, 0.139 (3%), 0.28 (2.1%, complex), 0.322 (1.4%), 0.38 (2.0%, complex), 0.460 (3.9%), 0.558 (2.1%)	Os^{192} (n, γ) (KurtI35, ZinE40, SeaG41b, SerL47b)
Os^{194}	6.0 y (JohnN65b) 5.8 y (WilliDC64) others (LindnM51a)	α β^- (WilliDC64) Δ -32.39 (MTW)	A chem, genet (LindnM50) chem, genet, n-capt (WilliDC64) parent Ir^{194} (LindnM50, LindnM51a, WilliDC64)	β^- 0.053 max e^- [0.029, 0.040] γ Ir X-rays, 0.043 (10%), 0.078 (0.03%) daughter radiations from Ir^{194}	Os^{192} (n, γ) Os^{193} (n, γ) WilliDC64, LindnM50, LindnM51a)
Os^{195}	6.5 m (BaroG57, ReyP57)	α β^- (BaroG57, ReyP57) Δ -30 (MTW)	B chem, genet (BaroG57, ReyP57) parent Ir^{195} (BaroG57, ReyP57)	β^- 2 max	Pt^{198} (n, α) (BaroG57, ReyP57)
$^{182}_{77}\text{Ir}$	15 m (DiaR61)	α EC, [β^+] (DiaR61) Δ -39 (NDS, MTW)	A chem, cross bomb, genet (DiaR61) parent Os^{182} (DiaR61)	γ Os X-rays, 0.133, 0.278, 0.510, others to ≈ 4	Lu^{175} (C^{12} , 5n), Tm^{169} (O^{16} , 3n) (DiaR61)
Ir^{183}	0.9 h (DiaR61) 1.0 h (LavA61) others (SurY60)	α EC (DiaR61, LavA61)	A chem, genet (DiaR61, LavA61) parent Os^{183} (DiaR61, LavA61) parent $\text{Os}^{183\text{m}}$ (DiaR61)	γ Os X-rays, 0.24 daughter radiations from $\text{Os}^{183\text{m}}$, Os^{183}	Lu^{175} (C^{12} , 4n) (DiaR61)

Isotope Z A	Half-life	Type of decay (α, β, γ); % abundance; Mass excess ($\Delta = M - A$), MeV ($C^{12}=0$); Thermal neutron cross section (σ), barns	Class; Identification; Genetic relationships	Major radiations: approximate energies (MeV) and intensities	Principal means of production
$^{77}\text{Ir}^{184}$	3.2 h (DiaR61) 3.1 h (BaranV60)	α EC, β^+ (DiaR61) Δ -40 (NDS, MTW)	B chem, decay charac (BaranV60) chem, excit, decay charac (DiaR61) daughter $^{42\text{m}}\text{Pt}^{184}$ (QaiS65)	γ Os X-rays, 0.125 (\uparrow 100), 0.267 (\uparrow 200), 0.392 (\uparrow 90), 0.51 (γ^{\pm}), 0.83, 0.96, 1.09, others to 4.3	$\text{Lu}^{175}(\text{C}^{12}, 3\text{n})$ (DiaR61)
Ir^{185}	14 h (EmeG63) 15 h (DiaR58)	α EC (DiaR58) Δ -40 (NDS, MTW)	B chem, excit (DiaR58) sep isotopes (HarmB62) daughter Pt^{185} (QaiS65)	γ Os X-rays, 0.101, 0.254, others e^- 0.024, 0.034, 0.047, 0.085, 0.180	$\text{Re}^{185}(\text{a}, 4\text{n})$ (DiaR58, EmeG63) $\text{Os}^{186}(\text{p}, 2\text{n})$ (HarmB62)
Ir^{186}	15.8 h (EmeG63) 14 h (SmiW55) 16 h (DiaR58) others (MalyT60, KryL61)	α EC 97%, β^+ 3% (EmeG63) Δ -39.1 (MTW)	A chem, excit (DiaR58) genet energy levels (EmeG63) daughter Pt^{186} (SmiW55, QaiS65)	γ Os X-rays, 0.137 (45%), 0.297 (74%), 0.434 (35%), 0.511 (6%, γ^{\pm}), 0.64 (9%, complex), 0.77 (8%, complex), 1.60-1.75 (4%, complex), many others between 0 and 3.0 β^+ 1.94 max e^- 0.063, 0.125, 0.135, 0.226	$\text{Re}^{185}(\text{a}, 3\text{n})$ (DiaR58, EmeG63)
Ir^{186}	1.7 h (MalyT63) 2.0 h (BoncN62, GranG63)	α β^+ , EC (BoncN62, GranG63)	B chem (BoncN62, MalyT63) chem, excit (GranG63) not daughter Pt^{186} (QaiS65)	γ Os X-rays, 0.137, 0.295, 0.511 (γ^{\pm}), 0.630, 0.77, 0.99, others β^+ 2.6 max e^- 0.063, 0.125	$\text{Ir}^{191}(\text{p}, \text{p}5\text{n})$ (GranG63)
Ir^{187}	10.5 h (EmeG63) others (DiaR58, MalyT60, KryL61)	α EC (DiaR58) Δ -40 (MTW)	B chem, excit (DiaR58) daughter Pt^{187} (BaranV60)	γ Os X-rays, 0.18 (\uparrow 45), 0.31 (\uparrow 14), 0.41 (\uparrow 100), 0.50 (\uparrow 35), 0.61 (\uparrow 45), 0.90 (\uparrow 40), 0.98 (\uparrow 50), all γ rays complex, many others e^- 0.007, 0.013, 0.053, 0.063, 0.073, 0.104, many others between 0 and 1.1	$\text{Re}^{185}(\text{a}, 2\text{n})$ (DiaR58, EmeG63)
Ir^{188}	41.5 h (ChuT50) others (SmiW55, Naur54, GranG63, KryL61, MalyT60)	α EC 99%, β^+ \approx 0.3% (ChuT50) Δ -38.08 (MTW)	A chem, excit, sep isotopes (ChuT50) genet energy levels (GrahR62, MarkI63) daughter Pt^{188} (Naur54, SmiW55)	γ Os X-rays, 0.155 (34%), 0.478 (16%), 0.633 (29%, doublet), 0.829 (7%), 1.210 (7%), 1.717 (4%), 2.08 (16%, complex), 2.217 (13%), many others between 0 and 2.7 β^+ 1.66 max e^- 0.081, 0.143, many others between 0 and 2.7	alphas on Re (ChuT50, WarnL62, YamaT63) $\text{Os}^{189}(\text{p}, 2\text{n})$ (HarmB64) deuterons on Os (ChuT50)
Ir^{189}	13.3 d (GranG63, LewisH64) others (ChuT50, SmiW55, MalyT60, KryL61)	α EC (SmiW55) Δ -38 (MTW)	A chem, genet (SmiW55) daughter Pt^{189} (SmiW55) parent $\text{Os}^{189\text{m}}$ (SchaG58)	γ Os X-rays, 0.245 (18%) e^- 0.023, 0.046, 0.058, 0.067, 0.171, many others between 0 and 0.27	$\text{Ir}^{191}(\text{p}, 3\text{n})$ $\text{Pt}^{189}(\text{EC})$ (GranG63, LewisH64) $\text{Re}^{187}(\text{a}, 2\text{n})$ (DiaR58) $\text{Os}^{190}(\text{p}, 2\text{n})$ (HarmB62)
Ir^{190}	11 d (GranG63, AteA55c) 10.7 d (GooLJ47) 12.3 d (KaneW60) 12.6 d (ChuT50)	α EC (AteA55c) no β^+ , i_{im} 0.002% (KaneW60) Δ -36.5 (MTW)	A chem, excit, cross bomb (GooLJ47, AteA55c) genet energy levels (KaneW60, ResD61)	γ Os X-rays, 0.187 (51%), 0.37 (39%, complex), 0.40 (39%, complex), 0.518 (39%), 0.56 (72%, complex), 0.604 (47%), others to 1.7 e^- 0.113, 0.175, others to 1.7	$\text{Re}^{187}(\text{a}, \text{n})$ (ChuT50) $\text{Os}^{189}(\text{d}, \text{n})$ (GooLJ47) $\text{Os}^{190}(\text{p}, \text{n})$ (HarmB64)
$\text{Ir}^{190\text{m}1}$	1.2 h (HarmB64)	α IT (HarmB64) Δ -36.5 (LHP, MTW)	B chem, sep isotopes, excit (HarmB64)	γ Ir L X-rays e^- 0.015, 0.024 daughter radiations from Ir^{190}	$\text{Os}^{190}(\text{p}, \text{n})$ (HarmB64)
$\text{Ir}^{190\text{m}2}$	3.2 h (ChuT50) 3.0 h (GranG63)	α EC 94%, IT 6% (HarmB64) EC 90%, β^+ 10% (AteA55c) Δ -36.3 (LHP, MTW)	A chem, excit, sep isotopes (ChuT50) chem, cross bomb (AteA55c) genet energy levels (HarmB64) parent $\text{Os}^{190\text{m}}$ (ChuT50, AteA55c)	γ Os X-rays, Ir X-rays, 0.187 (66%), 0.361 (88%), 0.502 (92%), 0.616 (93%) e^- 0.026, 0.036, 0.113, 0.175 daughter radiations from $\text{Ir}^{190\text{m}1}$, Ir^{190} daughter radiations from $\text{Os}^{190\text{m}}$ included in above listing	$\text{Re}^{187}(\text{a}, \text{n})$ (ChuT50) deuterons on Os (ChuT50) $\text{Os}^{190}(\text{p}, \text{n})$ (HarmB64)
Ir^{191}		% 38.5 (SamM36a) Δ -36.7 (MTW) σ_c 750 (to Ir^{192}) 250 (to $\text{Ir}^{192\text{m}1}$) 0.3 (to $\text{Ir}^{192\text{m}2}$) (GoldmDT64)			

Isotope Z A	Half-life	Type of decay (☛☛); % abundance; Mass excess ($\Delta = M - A$), MeV ($C^{12} = 0$); Thermal neutron cross section (σ), barns	Class; Identification; Genetic relationships	Major radiations: approximate energies (MeV) and intensities	Principal means of production
$^{191}_{77}\text{Ir}$	4.9 s (FiscV55, CamE56) 4.5 s (CloJ58) others (NauR54a, MihJ54a)	☛ IT (NauR54a) Δ -36.5 (LHP, MTW)	A chem, genet (NauR54a, CamE56) daughter Os ¹⁹¹ (NauR54a, CamE56)	γ Ir X-rays, 0.129 (25%) e^- 0.030, 0.042, 0.053, 0.116, 0.127	daughter Os ¹⁹¹ (NauR54a, CamE56) Os ¹⁹² (p, 2n) (CloJ58)
$^{192}_{77}\text{Ir}$	74.2 d (AliJ60) 74.4 d (KasJ51) others (WyaE61, HarbG63, SinW51, ChuT50)	☛ β^- 95.5%, EC 4.5% (BashA56) β^- 96.5%, EC 3.5% (BagL55) β^+ $1.5 \times 10^{-5}\%$ (AntoS60) Δ -34.7 (MTW) σ_c 700 (to Ir ^{193m}) (GoldmDT64)	A n-capt (AmaE36) mass spect (RalW46) chem (WilkG48) daughter Ir ^{192m1} , daughter Ir ^{192m2} (SchaG59)	β^- 0.67 max e^- 0.217, 0.230, 0.239, 0.390 γ Os X-rays, Pt X-rays, 0.296 (29%), 0.308 (30%), 0.317 (81%), 0.468 (49%), 0.589 (4%), 0.604 (9%), 0.612 (6%)	Ir ¹⁹¹ (n, γ) (AmaE36, MMilE37, JaeR38, SerL47b) Os ¹⁹² (d, 2n) (GooLJ47, ChuT50)
$^{192m1}_{77}\text{Ir}$	1.42 m (HoleN48b, MizJ54) 1.45 m (WebG53) others (SchaG61, MMilE37)	☛ IT 99+%, β^- 0.017% (SchaG61, SchaG59) Δ -34.7 (LHP, MTW, NDS)	A n-capt (MMilE37) resonance neutron activation (GoldhM47) parent Ir ¹⁹² (SchaG59) not daughter Ir ^{192m2} (SchaG59)	γ Ir L X-rays, 0.058 (0.005%), 0.317 (0.008%), 0.612 (0.003%) e^- 0.046, 0.056 β^- 1.5 max	Ir ¹⁹¹ (n, γ) (MMilE37, GoldhM47, SerL47b) Os ¹⁹² (d, 2n) (GooLJ47, ChuT50)
$^{192m2}_{77}\text{Ir}$	>5 y (SchaG59)	☛ IT (SchaG59) Δ -34.6 (LHP, MTW, NDS)	B genet, n-capt (SchaG59) parent Ir ¹⁹² (SchaG59) not parent Ir ^{192m1} (SchaG59)	γ Ir K X-rays (weak), Ir L X-rays e^- 0.149, 0.158 daughter radiations from Ir ¹⁹²	Ir ¹⁹¹ (n, γ) (SchaG59)
$^{193}_{77}\text{Ir}$		% 61.5 (SamM36a) Δ -34.45 (MTW) σ_c 110 (GoldmDT64)			
$^{193m}_{77}\text{Ir}$	11.9 d (BoeF57)	☛ IT (BoeF57) Δ -34.37 (LHP, MTW)	B chem, n-capt (BoeF57)	γ Ir L X-rays e^- 0.069, 0.078	Ir ¹⁹¹ (n, γ) Ir ¹⁹² (n, γ) (BoeF57)
$^{194}_{77}\text{Ir}$	17.4 h (PeiM64) 19.0 h (GooLJ47) others (WitC41, AmaE35, MMilE37, SerL47b)	☛ β^- (MMilE37) Δ -32.49 (MTW)	A n-capt (AmaE35) mass spect (RalW46) chem (WilkG48) daughter Os ¹⁹⁴ (LindnM50, LindnM51a, WilliDC64)	β^- 2.24 max γ 0.328 (10%), 0.64 (1.0%, doublet), 0.939 (0.4%), 1.16 (0.8%, complex), 1.48 (0.6%, complex), 1.7 (0.2%, complex), many others	Ir ¹⁹³ (n, γ) (AmaE35, PoolM37, SerL47b, MMilE37, JaeR38) daughter Os ¹⁹⁴ (PeiM64)
$^{194m}_{77}\text{Ir}$	47 s (HennH60, HennH60a)	☛ β^- , IT (HennH60, HennH60a)	G n-capt, decay charac (HennH60, HennH60a, HennH61) activity not observed (SchaG61) activity produced by thermal neutrons on Ir, but not with enriched Ir ¹⁹³ (FetP62a)	β^- 2.3 max (HennH60a) γ 0.13, 0.32, 0.63 (HennH60a)	neutrons on Ir (HennH60, HennH60a)
$^{195}_{77}\text{Ir}$	4.2 h (ClafA62) 2.3 h (ButeF54) 2.7 h (ChrisD52)	☛ β^- (ChrisD52) Δ -31.8 (MTW)	B chem, excit (ChrisD52, ButeF54, HomS61) sep isotopes (ClafA62) daughter Os ¹⁹⁵ (BaroG57, ReyP57)	β^- 1.0 max γ Pt X-rays, 0.10, 0.13, 0.33, 0.37, 0.43, 0.66	Pt ¹⁹⁵ (n, p) (ButeF54) Pt ¹⁹⁶ (y, p) (ChrisD52, HomS61) Os ¹⁹² (a, p) (ClafA62)
$^{196}_{77}\text{Ir}$	120 m (BisW65)	☛ β^- (BisW65) Δ -29.23 (BisW65, MTW)	B chem, genet energy levels, sep isotopes (BisW65)	β^- 0.95 max γ 0.100 (33%), 0.356 (94%), 0.39 (95%), 0.44 (95%), 0.522 (99%), 0.65 (100%)	Pt ¹⁹⁸ (d, a) (BisW65)
$^{196}_{77}\text{Ir}$	9.7 d (ButeF54)	☛ β^- (ButeF54)	G chem, cross bomb (ButeF54) activity assigned to Ir ¹⁸⁹ + Ir ¹⁹⁰ (GardD57); not produced by Pt ¹⁹⁴ (d, a) (GardD57)		
$^{197}_{77}\text{Ir}$	7 m (ChrisD52, ButeF54, HomS61)	☛ β^- (ButeF54) Δ -28.4 (MTW)	D chem, excit (ChrisD52) chem, cross bomb (ButeF54)	β^- 2.0 max γ 0.50	Pt ¹⁹⁸ (n, pn) (ButeF54) Pt ¹⁹⁸ (y, p) (ChrisD52, HomS61)
$^{198}_{77}\text{Ir}$	50 s (ButeF54)	☛ β^- (ButeF54) Δ -25.5 (MTW)	C excit, cross bomb (ButeF54)	β^- 3.6 max γ 0.78	Pt ¹⁹⁸ (n, p) (ButeF54)

Isotope Z A	Half-life	Type of decay (α, β, γ); % abundance; Mass excess ($\Delta \approx M-A$), MeV ($C^{12}=0$); Thermal neutron cross section (σ), barns	Class; Identification; Genetic relationships	Major radiations: approximate energies (MeV) and intensities	Principal means of production
^{173}Pt	short (SiiA66)	α (SiiA66)	F cross bomb, excit (SiiA66)	α 6.19	^{16}O on Yb, ^{20}Ne on Er (SiiA66)
^{174}Pt	0.7 s (SiiA66)	α 80%, [EC+ β^+] 20% (SiiA66)	B cross bomb, excit (SiiA66)	α 6.03	^{16}O on Yb, ^{20}Ne on Er (SiiA66)
^{175}Pt	2.1 s (SiiA66)	α (SiiA66)	B cross bomb, excit (SiiA66)	α 5.95	^{16}O on Yb, ^{20}Ne on Er (SiiA66)
^{176}Pt	6.0 s (SiiA66)	α 1.4%, [EC+ β^+] 98.6% (SiiA66)	B cross bomb, excit (SiiA66)	α 5.74	^{16}O on Yb, ^{20}Ne on Er (SiiA66)
^{177}Pt	6.6 s (SiiA66)	α 0.3%, [EC+ β^+] 99+% (SiiA66)	B cross bomb, excit (SiiA66)	α 5.51	^{16}O on Yb, ^{20}Ne on Er (SiiA66)
^{178}Pt	21 s (SiiA66)	α 1.3%, [EC+ β^+] 98.7% (SiiA66)	B cross bomb, excit (SiiA66)	α 5.44	^{16}O on Yb, ^{20}Ne on Er (SiiA66)
^{179}Pt	33 s (SiiA66)	α 0.1%, [EC+ β^+] 99+% (SiiA66)	B cross bomb, excit (SiiA66)	α 5.15	^{16}O on Yb, ^{20}Ne on Er (SiiA66)
^{180}Pt	50 s (SiiA66)	α 0.3%, [EC+ β^+] 99+% (SiiA66)	B cross bomb, excit (SiiA66)	α 5.14	^{16}O on Yb, ^{20}Ne on Er (SiiA66)
^{181}Pt	51 s (SiiA66)	α 0.0006%, [EC+ β^+] 99+% (SiiA66)	B cross bomb, excit (SiiA66)	α 5.02	^{16}O on Yb, ^{20}Ne on Er (SiiA66)
^{182}Pt	3.0 m (SiiA66) 2.5 m (GraeG63)	α 0.02%, [EC+ β^+] 99+% (GraeG63, SiiA66) Δ -36 (NDS, MTW)	B chem, decay charac (GraeG63) cross bomb, excit (SiiA66)	α 4.84 daughter radiations from ^{182}Ir	^{16}O on Yb, ^{20}Ne on Er (SiiA66) protons on Ir (GraeG63)
^{183}Pt	6.5 m (GraeG63) 7 m (SiiA66)	α 0.001%, [EC+ β^+] 99+% (GraeG63, SiiA66)	B chem, decay charac (GraeG63) cross bomb, excit (SiiA66)	α 4.73	^{16}O on Yb, ^{20}Ne on Er (SiiA66) protons on Ir (GraeG63)
^{184}Pt	20 m (GraeG63) 16 m (SiiA66)	α 0.0015%, [EC+ β^+] 99+% (GraeG63, SiiA66)	B chem, decay charac (GraeG63) cross bomb, excit (SiiA66)	α 4.50	^{16}O on Yb, ^{20}Ne on Er (SiiA66) ^{193}Ir (p, 10n) (GraeG63)
^{184}Pr	42 m (QaiS65)	EC (QaiS65)	D chem, genet (QaiS65) parent ^{184}Ir (QaiS65)	γ [Ir X-rays], 0.68, 1.72, 1.85 daughter radiations from ^{184}Ir	^{14}N on Ta (QaiS65)
^{185}Pt	1.2 h (AlboG60) 1.0 h (QaiS65)	[EC] (AlboG60)	C genet (AlboG60) chem, genet (QaiS65) daughter 7 m ^{185}Au (AlboG60) parent ^{185}Ir (QaiS65)	γ [Ir X-rays], 0.035, 0.63, 1.56 daughter radiations from ^{185}Ir	descendant ^{185}Hg (AlboG60) ^{14}N on Ta (QaiS65)
^{186}Pt	3.0 h (GranG63) 2.9 h (AlboG60) 2.8 h (QaiS65) 2.5 h (SmiW55) 2.0 h (a) (GraeG63)	EC (SmiW55, AlboG60) α $1.4 \times 10^{-4}\%$ (GraeG63)	B chem, genet (SmiW55, AlboG60) chem, excit (GranG63) parent 16 h ^{186}Ir (SmiW55, QaiS65) not parent 1.7 h ^{186}Ir (QaiS65) daughter ^{186}Au (SmiW55)	γ Ir X-rays, 0.67 α 4.23 daughter radiations from 16 h ^{186}Ir	protons on Ir (GranG63)
^{187}Pt	2.0 h (BaranV60) 2.1 h (QaiS65) 3.1 h (GranG63) 2.2 h (AlboG60) others (KryL61, MalyT60)	EC (BaranV60)	B chem, genet (BaranV60) chem, excit (GranG63) parent ^{187}Ir (BaranV60) daughter ^{187}Au (AlboG60)	γ Ir X-rays, 0.11 (?), 0.18 (?), 2.0 daughter radiations from ^{187}Ir	protons on Ir (GranG63)
^{188}Pt	10.2 d (GraeG63) 10.0 d (SmiW55) others (Naur54, KarrM63, GranG63)	EC (Naur54) α $3 \times 10^{-5}\%$ (GraeG63) α $5 \times 10^{-5}\%$ (KarrM63) Δ -37.6 -MTW)	A chem, genet (Naur54, SmiW55) parent ^{188}Ir (Naur54, SmiW55) daughter ^{188}Au (SmiW55)	γ Ir X-rays, 0.140 (\uparrow 22), 0.19 (\uparrow 100, complex), 0.38 (\uparrow 15), 0.42 (\uparrow 7) e^- 0.042, 0.111, 0.119, others between 0 and 0.4 daughter radiations from ^{188}Ir α 3.93	^{191}Ir (p, 4n) (GranG63)

Isotope Z A	Half-life	Type of decay (α, β, γ); % abundance; Mass excess ($\Delta = M - A$), McV ($C^{12} = 0$); Thermal neutron cross section (σ), barns	Class; Identification; Genetic relationships	Major radiations: approximate energies (MeV) and intensities	Principal means of production
^{189}Pt	10.9 h (LewisH64) 10.5 h (GrigE62) 11.1 h (AndeG61) others (KryL61, GranG63, PoIN60, AlboG60, SmiW55, QaiS65)	α EC (SmiW55, AlboG60) Δ -37 (MTW)	A chem, excit, genet (SmiW55) chem, excit (GranG63) parent Ir 189 (SmiW55) daughter Au 189 (SmiW55, Chack57) descendant Hg 189 (AndeG61, PoIN60, AlboG60)	Y Ir X-rays, 0.094 (\uparrow 120), 0.114 (\uparrow 61), 0.141 (\uparrow 124), 0.187 (\uparrow 137), 0.243 (\uparrow 100), 0.31 (\uparrow 96, complex), 0.404 (\uparrow 32), 0.56 (\uparrow 230, complex), 0.61 (\uparrow 180, complex), 0.722 (\uparrow 156), 0.80 (\uparrow 27, complex) e- 0.037, 0.058, 0.068, 0.082, 0.092, 0.168, 0.231, 0.241, many others between 0 and 0.8 daughter radiations from Ir 189	Ir 191 (p, 3n) (GranG63)
^{190}Pt	6.9×10^{11} y sp act (MacfR61a) 5.4×10^{11} y sp act (GraeG63) others (PetrK61, GraeG61, PorsW56, PorsW54)	α a (PorsW54) % 0.0127 (WhiF56) Δ -37.3 (MTW) σ_c \approx 150 (GoldmDT64)	A decay charac (PorsW56) chem, sep isotopes (MacfR61a)	a 3.18	
^{191}Pt	3.00 d (WilkG49a) others (CorkJ54a, SwanJ53a, SmiW55, LindsJ62, KryL61, GranG63)	α EC (WilkG48) Δ -36 (MTW)	A chem, excit (WilkG48) genet energy levels (GillL54) daughter Au 191 (SmiW55)	Y Ir X-rays, 0.096 (1%), 0.129 (2%), 0.175 (1%, complex), 0.269 (1%), 0.36 (5%, complex), 0.410 (3%), 0.457 (1%), 0.539 (9%), 0.624 (1%) e- 0.020, 0.053, 0.069, 0.080, others between 0 and 0.6	protons on Ir (GranG63, HarmB62) Ir 191 (d, 2n) (WilkG49a)
^{192}Pt	$\approx 10^{15}$ y sp act (PorsW56) $> 10^{14}$ y sp act (GraeG63)	α a (PorsW56) % 0.78 (WhiF56) Δ -36.2 (MTW) σ_c $<$ 14 (to Pt 193) 2 (to Pt 193m) (GoldmDT64)	E decay charac (PorsW56)	a 2.6 ?	
^{193}Pt	$<$ 500 y yield (NauR56) $>$ 74 d, or $<$ 1 h (no activity observed (SwanJ53a)	α EC (L/K $>$ 1000), no β^- , no β^+ (NauR56) Δ -34.41 (MTW)	B n-capt, chem (NauR56)	Y Ir L X-rays	Pt 192 (n, γ) (NauR56)
^{193m}Pt	4.3 d (WilkG49a) 3.4 d (CorkJ54a) 4.4 d (EwaG57) 4.5 d (SwanJ53a) 3.5 d (BrunnJ55)	α IT (SwanJ53a) Δ -34.26 (LHP, MTW)	B chem, excit (WilkG48) daughter Au 193m (0.03%) (BrunnJ55) daughter Au 193 (WilkG49a)	Y Pt X-rays e- 0.01, 0.057, 0.124, 0.133	Ir 193 (d, 2n), Pt 192 (n, γ) (WilkG49a)
^{194}Pt		% 32.9 (WhiF56) Δ -34.72 (MTW) σ_c 1.1 (to Pt 195) 0.09 (to Pt 195m) (GoldmDT64)			
^{195}Pt		% 33.8 (WhiF56) Δ -32.78 (MTW) σ_c 27 (GoldmDT64)			
^{195m}Pt	4.1 d (BresM60) others (HoleN48b, DSHaA52, HaldB52, MMilE37, MalyT60)	α IT (DSHaA52) Δ -32.52 (LHP, MTW)	A chem (MMilE37) chem, genet (?) (DSHaA52) genet energy levels (CorkJ54a, BernsE55)	Y Pt X-rays, 0.099 (11%), 0.129 (1%) e- 0.018, 0.028, 0.051, 0.085, 0.116, 0.126	Pt 194 (n, γ) (MandeC48d, HaldB52, DShaA52, MMilE37, PoolM37, SerL47b, HubeO51) Pt 194 (d, p) (KriR41c)
^{196}Pt		% 25.2 (WhiF56) Δ -32.63 (MTW) σ_c 0.9 (to Pt 197) 0.05 (to Pt 197m) (GoldmDT64)			
^{197}Pt	18 h (MMilE37) 20.0 h (BresM60) 17.4 h (CorkJ52a)	α β^- (MMilE37) Δ -30.42 (MTW)	A chem (CorkJ36) chem, excit (MMilE37)	β^- 0.670 max e- 0.063, 0.074, 0.110 Y Au X-rays, 0.077 (20%), 0.191 (6%)	Pt 196 (n, γ) (MMilE37, SherrR41, SerL47b, HaldB52)

Isotope Z A	Half-life	Type of decay (α, β, γ); % abundance; Mass excess ($\Delta=M-A$), MeV ($C^{2+}=0$); Thermal neutron cross section (σ), barns	Class; Identification; Genetic relationships	Major radiations: approximate energies (MeV) and intensities	Principal means of production
^{197m}Pt 78	78 m (HoleN48b) 80 m (SherrR41, MangS62) 88 m (ChrisD52)	α IT (HoleN48b) β^- 3% (HavA65) Δ -30.02 (LHP, MTW)	A chem (SherrR41) chem, excit, cross bomb (ChrisD52) genet, genet energy levels (HavA65) parent Au^{197m} (PraK64, HavA65)	γ Pt X-rays, 0.279 (2.6%), 0.346 (13%) e^- 0.040, 0.050, 0.268, 0.332 β^- 0.737 max (3%) daughter radiations from Pt^{197} daughter radiations from Au^{197m} included in above listing	Pt^{196} (n, γ) (HavA65) Pt^{196} (d, p) (SherrR41)
Pt^{198}	$t_{1/2}$ ($\beta\beta$) $>10^{15}$ y sp act (FremJ52)	% 7.19 (WhiF56) Δ -29.91 (MTW) σ_c 4 (to Pt^{199}) 0.03 (to Pt^{199m}) (GoldmDT64)			
Pt^{199}	31 m (MMilE37) 30 m (LBlAJ56) 29 m (SherrR41)	α β^- (MMilE37) Δ -27.40 (MTW) σ_c ≈ 15 (GoldmDT64)	A n-capt (MLenJ35, AmaE35) chem, n-capt, excit (SherrR41) parent Au^{199} (MMilE37, BeacL49, MeeJ49, HillR50a)	β^- 1.69 max γ 0.075 + Au K X-ray (9%), 0.197 (9%), 0.245 (4%), 0.32 (8%, doublet), 0.475 (12%, doublet), 0.540 (24%), 0.715 (3%), 0.790 (2%), 0.960 (2%)	Pt^{198} (n, γ) (AmaE35, MLenJ35, MMilE37, SherrR41, SerL47b, HumV51)
Pt^{199m}	14.1 s (WahM59)	α IT (WahM59) Δ -26.98 (LHP, MTW)	B n-capt, sep isotopes (WahM59)	γ Pt X-rays, 0.393 (90%) e^- 0.018, 0.029, 0.315, 0.381	Pt^{198} (n, γ) (WahM59)
Pt^{200}	11.5 h (RoyL57a)	α β^- (RoyL57a) Δ -27 (MTW)	B n-capt, chem, genet (RoyL57a) parent Au^{200} (RoyL57a)	daughter radiations from Au^{200}	Pt^{198} (n, γ) Pt^{199} (n, γ) (RoyL57a)
Pt^{201}	2.3 m (FacJ62) 2.5 m (GopK63)	α β^- (FacJ62, GopK63) Δ -23.5 (MTW)	B chem, genet (FacJ62) parent Au^{201} (FacJ62)	β^- 2.66 max γ 0.15, 0.23, 1.76 daughter radiation from Au^{201}	Hg^{204} (n, α) (FacJ62, GopK63)
^{177}Au 79	1.4 s (SiiA65b)	α α (SiiA65b)	C excit, sep isotopes (SiiA65b)	α 6.11	F^{19} on Yb (SiiA65b)
Au^{178}	2.7 s (SiiA65b)	α α (SiiA65b)	C excit, sep isotopes (SiiA65b)	α 5.91	F^{19} on Yb (SiiA65b)
Au^{179}	7.1 s (SiiA65b)	α α (SiiA65b)	C excit, sep isotopes (SiiA65b)	α 5.84	F^{19} on Yb (SiiA65b)
Au^{181}	10 s (SiiA65b)	α α (SiiA65b)	C excit, sep isotopes (SiiA65b)	α 5.60, 5.47	F^{19} on Yb (SiiA65b)
Au^{183}	44 s (SiiA65b)	α α (SiiA65b)	C excit, sep isotopes (SiiA65b)	α 5.34	F^{19} on Yb (SiiA65b)
Au^{185}	7 m (AlboG60)	α [EC] (AlboG60)	C genet (AlboG60) daughter Hg^{185} , parent Pt^{185} (AlboG60) possibly identical to 4.3 m Au^{185} (LHP)		daughter Hg^{185} (AlboG60)
Au^{185}	4.33 m (SiiA65b) 4.3 m (RasJ53)	α EC, β^+ , α $\approx 0.01\%$ (ThomS49, RasJ53)	B chem, excit (ThomS49) excit, sep isotopes (SiiA65b)	α 5.07	F^{19} on Yb (SiiA65b) protons on Pt, Au (ThomS49, RasJ53)
Au^{186}	12 m (AlboG60) ≈ 15 m (SmiW55)	α EC (SmiW55, AlboG60)	B chem, genet (SmiW55, AlboG60) parent Pt^{186} (SmiW55) daughter Hg^{186} (AlboG60)	γ Pt X-rays, 0.16, 0.22, 0.30, 0.40 daughter radiations from Pt^{186}	daughter Hg^{186} (AlboG60)
Au^{187}	8 m (AlboG60)	α EC (AlboG60)	C genet (AlboG60) parent Pt^{187} , daughter Hg^{187} (AlboG60)	γ Pt X-rays daughter radiations from Pt^{187}	daughter Hg^{187} (AlboG60)
Au^{188}	8 m (PoN60, AlboG60) ≈ 10 m (SmiW55) 4.5 m (ChacK57)	α EC (SmiW55, PoN60, AlboG60) β^+ (ChacK57)	B chem, genet (SmiW55, PoN60, AlboG60) chem, excit (ChacK57) parent Pt^{188} (SmiW55) daughter Hg^{188} (PoN60, AlboG60)	γ Pt X-rays, 0.25, 0.33, 0.63	Ta^{181} (C^{12} , 5n) (ChacK57) protons on Pt (SmiW55) daughter Hg^{188} (PoN60, AlboG60)

Isotope Z A	Half-life	Type of decay (α , β); % abundance; Mass excess (Δ =M-A), MeV ($C^{12}=0$); Thermal neutron cross section (σ), barns	Class; Identification; Genetic relationships	Major radiations: approximate energies (MeV) and intensities	Principal means of production
^{189}Au 79	30 m (PofN60, AlboG60) <<40 m, activity not observed (LilG64) 42 m (SmiW55)	* [EC] no α , lim $3 \times 10^{-5}\%$ (KarrM63)	B chem, genet, cross bomb (SmiW55) chem, mass spect (KilPi65) parent Pt^{189} , daughter Hg^{189} (SmiW55, ChacK57)	Y Pt X-rays e 0.027, 0.036, 0.088, 0.137, 0.154, 0.166, 0.269 daughter radiations from Pt^{189}	Au^{197} (p, 9n) Hg^{189} (EC) (PofN60, AlboG60) Ta^{181} (C^{12} , 4n) (SmiW55)
^{190}Au	39 m (AndeG61, JasJ61a) 45 m (PofN60)	* EC (AlboG59, AlboG60, PofN60) EC 98%, β^+ 2% (JasJ61a) β^+ <1% (AlboG59) no α , lim $1 \times 10^{-6}\%$ (KarrM63) Δ -33 (MTW)	B genet (AndeG61, JasJ61a) daughter Hg^{190} (AndeG61)	Y Pt X-rays, 0.29 (\uparrow 100, complex), 0.60 (\uparrow 5, complex), other weak Y's to 3.5 e 0.22, 0.29	daughter Hg^{190} (AndeG61, JasJ61a)
$^{191-193}\text{Au}$	2.0 s (HenrA53)	* (HenrA53)	F excit (HenrA53)		protons on Tl, Hg (HenrA53)
^{191}Au	3.2 h (AndeG61a) others (SmiW55, GillL54)	* EC (SmiW55) no α , lim $5 \times 10^{-6}\%$ (KarrM63) Δ -34 (MTW)	A chem, genet (SmiW55, GillL54) parent Pt^{191} (SmiW55) daughter Hg^{191} (SmiW55, GillL54)	Y Pt X-rays, 0.14 (\uparrow 10), 0.30 (\uparrow 60), 0.39 (\uparrow 5), 0.48 (\uparrow 4), 0.60 (\uparrow 10), all Y's complex e 0.035, 0.046, 0.054, 0.080, 0.089 many others between 0 and 2.0 daughter radiations from Pt^{191}	protons on Pt (MarkI62) Ir^{191} (a, 4n) (WilkG49a, EwbW60) Pt^{192} (d, 3n) (WilkG49a)
^{192}Au	4.1 h (FinR52) others (WilkG49a, Engt53)	* EC, β^+ \approx 1% (WilkG49a) Δ -33.0 (MTW)	A chem, excit (WilkG49a) chem, genet (FinR52, GillL54) genet energy levels (GillL54) daughter Hg^{192} (FinR52, GillL54)	Y Pt X-rays, 0.137, 0.158, 0.296, 0.308, 0.317, others between 0.1 and 1.2 e 0.032, 0.143, 0.23, 0.30 β^+ 2.2 max	daughter Hg^{192} (HuqM57, GillL54) Ir^{191} (a, 3n) (WilkG49a)
^{193}Au	15.8 h (WilkG49a) 17.5 h (EwaG57) 15.3 h (FinR52)	* EC, no β^+ (lim 0.08%) (EwaG57) no α , lim $1 \times 10^{-5}\%$ (KarrM63) Δ -33 (MTW)	B chem, genet (WilkG49a) daughter Hg^{193} (GillL54, FinR52) parent Pt^{193m} (WilkG49a)	Y Pt X-rays, 0.114 (5%, complex), 0.18 (11%, complex), 0.26 (9%, doublet), 0.378 (1.4%), 0.440 (3%) e 0.034, 0.095, 0.108, 0.177	Ir^{191} (a, 2n) (WilkG49a) deuterons on Pt (WilkG49a) daughter Hg^{193} (EwaG57) protons on Pt (MarkI62)
^{193m}Au	3.9 s (FiscV55) 3.8 s (BrunnJ55)	* IT (FiscV55, BrunnJ55, GillL54) EC 0.03% (BrunnJ55) Δ -33 (LHP, MTW)	B genet (BrunnJ55) daughter Hg^{193m} (GillL54, BrunnJ55) parent Pt^{193m} (0.03%) (BrunnJ55)	Y Au X-rays, 0.258 (65%) e 0.019, 0.030	daughter Hg^{193m} (BrunnJ55) protons on Pt (FiscV55)
^{194}Au	39.5 h (WilkG49a) others (StefR49)	* EC \approx 97%, β^+ \approx 3% (WilkG49a) Δ -32.21 (MTW)	A chem, excit (WilkG49a) genet energy levels (ThieM56a) daughter Hg^{194} (BrunnJ55a, MerE61a, BellL64)	β^+ 1.49 max e 0.250, 0.315, many others between 0.02 and 2.4 Y Pt X-rays, 0.294 (12%), 0.328 (68%), 1.469 (8%), 1.596 (3%), 1.887 (4%), 2.044 (4%), many others between 0.1 and 2.4	deuterons on Pt (WilkG49a) Ir^{193} (a, 3n) (WilkG49a) protons on Pt (StefR49)
^{195}Au	183 d (HarbG63) 185 d (BonnN62) 192 d (BisA59) 199 d (BresM60) others (StefR49, WilkG49a)	* EC (WilkG49a) Δ -32.55 (LHP, MTW)	A chem, genet (WilkG49a) descendant Hg^{195m} (BradC54) daughter Hg^{195} (GillL54)	Y Pt X-rays, 0.099 (10%), 0.129 (1%) e 0.018, 0.028, 0.085	deuterons on Pt (WilkG49a) Ir^{193} (a, 2n) (WilkG49a) Pt^{195} (p, n) (StefR49)
^{195m}Au	30.6 s (FiscV55) others (HubeO52)	* IT (HubeO52a) Δ -32.23 (LHP, MTW)	B chem, genet (HubeO52a) excit (FiscV55) daughter Hg^{195m} (HubeO52a, JolyR55) not daughter Hg^{195} (HubeO53, GillL54)	Y Au X-rays, 0.261 (77%) e 0.044, 0.056, 0.180	daughter Hg^{195m} (HubeO52a, JolyR55) protons on Pt (FiscV55)
^{196}Au	6.18 d (IkeH63) others (BonnN62, WapA62, TilR63a, LingE62, BakM60, WilkG49a, StefR49, WafH48, KriR41c)	* EC 93.8%, β^- 6.2% (BergO61) β^+ $5 \times 10^{-5}\%$ (IkeH63) others (StefR49, WilkG49a, ThieM56) Δ -31.15 (MTW)	A chem, excit (MMilE37)	β^- 0.259 max (6%) e 0.255, 0.277, 0.343 Y Pt X-rays, 0.333 (25%), 0.356 (94%), 0.426 (6%), 1.091 (0.2%)	Pt^{196} (d, 2n) (WapA62) Pt^{196} (p, n) (StefR49, IkeH63, MarkI62) Pt^{195} (d, n) (KriR41c, WilkG49a, StahP52) Ir^{193} (a, n) (EwbW60) Au^{197} (n, 2n) (MMilE37, WilkG49a, WapA62)

Isotope Z A	Half-life	Type of decay ($\alpha, \beta, \gamma, \dots$); % abundance; Mass excess ($\Delta \equiv M-A$), MeV ($C^{12}=0$); Thermal neutron cross section (σ), barns	Class; Identification; Genetic relationships	Major radiations: approximate energies (MeV) and intensities	Principal means of production
$^{196m}_{79}\text{Au}$	9.7 h (BonnN62) others (KavT60, BakM60, AdemM60, VLieR59, TILR63a, WilK49a, MMilE37)	α IT (WapA62a) Δ -30.56 (LHP, MTW)	A chem, excit (MMilE37, TILR63a)	γ Au X-rays, 0.148 (42%), 0.188 (32%), 0.285 (5%), 0.316 (5%) e^- 0.069, 0.081, 0.094, 0.108, 0.135, 0.160 daughter radiations from Au^{196}	$\text{Pt}^{196}(\text{d}, 2\text{n})$ (WapA62a, VLieR59) $\text{Au}^{197}(\text{n}, 2\text{n})$ (MMilE37, WilK49a, VLieR59) $\text{Au}^{197}(\text{p}, \text{pn})$ (TILR63a)
Au^{197}		% 100 Δ -31.17 (MTW) σ_c 98.8 (GoldmDT64)			
Au^{197m}	7.2 s (FiscV55) 7.4 s (FrauH47) 7.5 s (WieM45a)	α IT (WieM45a) Δ -30.76 (LHP, MTW)	A excit (WieM45a) daughter Hg^{197m} (FrauH50a, DShaA52, HavA65) daughter Pt^{197m} (PraK64, HavA65)	γ Au X-rays, 0.130 (8%), 0.279 (75%) e^- 0.050, 0.117, 0.127, 0.198, 0.265	daughter Hg^{197m} , Pt^{197m} (HavA65)
Au^{198}	2.697 d (LocE53, JohaK56) 2.699 d (BellRE54, RobeJ60) 2.687 d (StarS63) 2.686 d (TobJ55) 2.704 d (KeeJ58) others (SasC56, SinW51, SILL51, DieG46, HumV51, SerL47b, SherrR41, PoolM37, WriH57)	α β^- (MMilE37) no EC(K) lim 0.01% (BashA56) no β^+ , lim 0.003% (MimW51) Δ -29.59 (MTW) σ_c 26,000 (GoldmDT64)	A chem, n-capt (AmaE35, MMilE37)	β^- 0.962 max average β^- energy: 0.32 calorimetric (ShimN56a) 0.29 calorimetric (LecM64) e^- 0.329, 0.398 γ 0.412 (95%), 0.676 (1%), 1.088 (0.2%)	$\text{Au}^{197}(\text{n}, \gamma)$ (AmaE35, MMilE37, PoolM37, DzhB41, SerL47b, HumV51) $\text{Pt}^{198}(\text{p}, \text{n})$ (SteFR49, SteFR48)
Au^{199}	3.15 d (BellRE55) others (WriH57, DShaA52, MMilE37, GleG64)	α β^- (KriR41c) Δ -29.09 (MTW) σ_c \approx 30 (GoldmDT64)	A chem, genet (MMilE37) daughter Pt^{199} (MMilE37, BeacL49a, MeeJ49, HillR50a)	β^- 0.46 max (6%), 0.30 max γ Hg X-rays, 0.158 (37%), 0.208 (8%) e^- 0.075, 0.125, 0.145	$\text{Pt}^{198}(\text{n}, \gamma)\text{Pt}^{199}(\beta^-)$ (MMilE37, HahR63, LindsJ63a) $\text{Au}^{197}(\text{n}, \gamma)\text{Au}^{198}(\text{n}, \gamma)$ (HillR50) $\text{Pt}^{198}(\text{d}, \text{n})$ (KriR41c)
Au^{200}	48.4 m (RoyJ59) others (ButeF52a, MauW42, GirR60)	α β^- (SherrR41) Δ -27.3 (MTW)	B chem (SherrR41) chem, sep isotopes, excit (ButeF52a) daughter Pt^{200} (RoyL57a)	β^- 2.2 max γ 0.368 (24%), 1.227 (23%), 1.593 (1%)	$\text{Hg}^{202}(\text{d}, \alpha)$ (GirR60) $\text{Tl}^{203}(\text{n}, \alpha)$ (ButeF52a) $\text{Hg}^{201}(\gamma, \text{p})$ (ButeF52a)
Au^{201}	26 m (ErdP57, ButeF52a) others (FacJ62, EutP62)	α β^- (ButeF52a) Δ -26.2 (MTW)	B chem, excit, sep isotopes (ButeF50, ButeF52a) daughter Pt^{201} (FacJ62)	β^- 1.5 max γ 0.53	$\text{Hg}^{202}(\gamma, \text{p})$ (ButeF50, ButeF52a, EutP62)
$\text{Au}^{202, 204}$	\approx 25 s (ButeF52a)	α β^- or IT (ButeF52a)	E excit (ButeF52a)		$\text{Hg}^{202, 204}(\text{n}, \text{p})$ (ButeF52a)
Au^{203}	55 s (ButeF52a)	α β^- (ButeF52a) Δ -23 (MTW)	B chem, excit, sep isotopes (ButeF52a)	β^- 1.9 max γ 0.69	$\text{Hg}^{204}(\gamma, \text{p})$ (ButeF52a)
$^{195}_{80}\text{Hg}$	0.7 m (RasJ53)	α α (RasJ53)	E chem (ThomS49, RasJ53) probably Hg^{185} or Hg^{186} (LHP)	α 5.6	deuterons on Au^{197} (RasJ53)
Hg^{185}	50 s (AlboG60)	α [EC] (AlboG60)	C chem, mass spect (AlboG60) parent 7 m Au^{185} (AlboG60)		$\text{Au}^{197}(\text{p}, 13\text{n})$ (AlboG60)
Hg^{186}	1.5 m (AlboG60)	α EC (AlboG60)	B chem, mass spect (AlboG60) parent Au^{186} (AlboG60)	γ Au X-rays, 0.125, 0.27, 0.35, 0.44 daughter radiations from Au^{186}	$\text{Au}^{197}(\text{p}, 12\text{n})$ (AlboG60)
Hg^{187}	3 m (AlboG60)	α EC (AlboG60) α ? (KarrM63)	B chem, mass spect (AlboG60) parent Au^{187} (AlboG60)	γ Au X-rays, 0.175, 0.255, 0.40 daughter radiations from Au^{187}	$\text{Au}^{197}(\text{p}, 11\text{n})$ (AlboG60)
Hg^{188}	3.7 m (PofN60, AlboG60) 3.0 m (α) (KarrM63)	α EC (PofN60, AlboG60) α (?) (KarrM63)	B chem, mass spect (PofN60, AlboG60) parent Au^{188} (PofN60, AlboG60)	γ Au X-rays, 0.14 α 5.14 (? may be Hg^{187}) daughter radiations from Au^{188}	$\text{Au}^{197}(\text{p}, 10\text{n})$ (PofN60, AlboG60, KarrM63a)

Isotope Z A	Half-life	Type of decay (α, β, γ); % abundance; Mass excess ($\Delta = M - A$), MeV ($C^{12} = 0$); Thermal neutron cross section (σ), barns	Class; Identification; Genetic relationships	Major radiations: approximate energies (MeV) and intensities	Principal means of production
^{189}Hg 80	9.6 m (AndeG61) 9 m (PofN60, AlboG60)	α EC, β^+ ? (PofN60, AlboG60, AndeG61) no α , lim $3 \times 10^{-5}\%$ (KarrM63)	A chem, mass spect (PofN60, AlboG60, AndeG61) parent Au^{189} (SmiW55, ChacK57) ancestor Pt^{189} (PofN60, AlboG60, AndeG61)	Y Au X-rays, 0.165, 0.24, 0.32, 0.50 daughter radiations from Au^{189}	Au^{197} (p, 9n) (PofN60, AlboG60, AndeG61)
^{190}Hg	20 m (AndeG61, JasJ64) 21 m (AlboG59, AlboG60, PofN60) others (GillL54, ChacK57, SmiW55)	α EC (AlboG59, AlboG60, PofN60) no β^+ , lim 1% (AlboG59) no α , lim $5 \times 10^{-5}\%$ (KarrM63) Δ -31 (NDS, MTW)	A chem, mass spect (AlboG59, AndeG61, JasJ61b) parent Au^{190} (AndeG61)	Y Au X-rays, 0.14 (complex) e 0.015, 0.026, 0.049, 0.062, 0.076 daughter radiations from Au^{190}	Au^{197} (p, 8n) (AlboG59, AndeG61, JasJ61b, AlboG60, PofN60)
^{191}Hg	90 m (GillL54)	α (GillL54)	F excit (GillL54)		protons on Au^{197} (GillL54)
^{191}Hg	≈ 3 h (GillL54)	α (GillL54)	F excit (GillL54)	e 0.088	protons on Au^{197} (GillL54)
^{191}Hg	55 m (PofN60, SmiW55) 57 m (GillL54) no 12 h ^{191}Hg observed (SmiW55)	α EC (SmiW55)	A excit (GillL54) chem, genet (SmiW55) mass spect (AndeG61a, PofN60) parent Au^{191} (SmiW55, GillL54)	Y Au X-rays, 0.26 (complex) e 0.170, 0.191, 0.239 daughter radiations from Au^{191}	Au^{197} (p, 7n) (GillL54, AndeG61a, PofN60)
^{192}Hg	4.8 h (JasJ61) 5.7 h (FinR52) 6.3 h (VinA55a)	α EC, β^+ (FinR52) β^+ <1% (JasJ61) no α , lim $4 \times 10^{-6}\%$ (KarrM63) Δ -32 (MTW)	B chem, excit (FinR52, GillL54) parent Au^{192} (FinR52, GillL54)	Y Au X-rays, 0.114 (\uparrow 10), 0.157 (\uparrow 20), 0.274 (\uparrow 100) e 0.017, 0.028, 0.034, 0.039, 0.077 daughter radiations from Au^{192}	Au^{197} (p, 6n) (GillL54, HuqM57)
^{193}Hg	≈ 6 h (GillL54) 4 h (MalyT58)	α EC (GillL54) Δ -31 (MTW)	B genet (GillL54) daughter Hg^{193m} (GillL54, BrunnJ55) parent Au^{193} (GillL54, FinR52)	Y Au X-rays, 0.187, 0.574, 0.762, 0.855, 1.04, 1.08 e 0.025, 0.035, 0.108, 0.174 daughter radiations from Au^{193}	Au^{197} (p, 5n) (FireE52, GillL54, EwaG57)
^{193m}Hg	10.0 h (FireE52) 11 h (BrunnJ58) others (VinA55a, GillL54)	α EC 84%, IT 16% (GillL54) β^+ 1.5% (BrunnJ58) EC(K)/EC(L) 7.3 (BrunnJ58) no α , lim $1 \times 10^{-5}\%$ (KarrM63) Δ -31 (LHP, MTW)	B chem, excit (FireE52, GillL54) parent Hg^{193} (GillL54) parent Au^{193m} (GillL54, BrunnJ55)	Y Hg X-rays, Au X-rays, 0.218, 0.258, 0.574, many others between 0.1 and 1.6 e 0.020, 0.025, 0.029, 0.036, 0.087, 0.178, 0.243, many others between 0 and 1.6 daughter radiations from Hg^{193} daughter radiations from Au^{193m} included in above listing	Au^{197} (p, 5n) (FireE52, GillL54, EwaG57)
^{194}Hg	1.9 y (BellL64) 0.40 y (same activity?) (MerE61a) ≈ 1.6 y (BrunnJ58) 0.4 y (BrunnJ55a, MalyT58)	α EC(L), no EC(K) (BellL64) EC(K) (MerE61a) no β^+ , lim 1% (MerE61a) Δ -32.2 (BellL64, MTW)	B chem, genet (BrunnJ55a, MerE61a, BellL64) parent Au^{194} (MerE61a, BrunnJ55a, BellL64)	Y Au X-rays daughter radiations from Au^{194}	Au^{197} (p, 4n) (BrunnJ55a, BellL64)
^{194m}Hg	0.4 s (HenrA53)	α [IT or EC]	E excit (HenrA53)	Y 0.048, 0.134	protons on Au and Hg (HenrA53)
^{195}Hg	9.5 h (JolyR55, BrunnJ54, HubeO53)	α EC (JolyR55) Δ -31 (MTW)	A chem, genet, excit (GillL54) mass spect (JunB61a) daughter Hg^{195m} (GillL54) daughter Tl^{195} (KniJD55) parent Au^{195} (GillL54) not parent Au^{195m} (HubeO53, GillL54)	Y Au X-rays, 0.20 (complex), 0.261, 0.59 (doublet), 0.780, 0.930, 1.110, 1.172 e 0.048, 0.058, 0.099	daughter Tl^{195} (KniJD55, JunB61a) Au^{197} (p, 3n) (TilR63a, GillL54)
^{195m}Hg	40.0 h (HubeD53, JolyR55, BrunnJ54) others (TilR63a)	α EC 50%, IT 50% (JolyR55, BrunnJ54) EC 52%, IT 48% (GillL54) Δ -31 (LHP, MTW)	A chem, excit (FinR52) chem, excit, genet (GillL54) mass spect (JunB61a) parent Au^{195m} (HubeO52, JolyR55) parent Hg^{195} (GillL54) not daughter Tl^{195} (KniJD55) ancestor Au^{195} (BradC54)	Y Hg X-rays, Au X-rays, 0.200 (35%), 0.261 (20%), 0.560 (20%) e 0.0014, 0.013, 0.022, 0.034, 0.043, 0.048, 0.053, 0.058, 0.109, 0.120, 0.180 daughter radiations from Hg^{195} daughter radiations from Au^{195m} included in above listing	Au^{197} (p, 3n) (TilR63a, GillL54)

Isotope Z A	Half-life	Type of decay (α, β, γ); % abundance; Mass excess ($\Delta=M-A$), MeV ($C^{12}=0$); Thermal neutron cross section (σ), barns	Class; Identification; Genetic relationships	Major radiations: approximate energies (MeV) and intensities	Principal means of production
$^{196}_{80}\text{Hg}$	$t_{1/2} (\alpha) > 1 \times 10^{14}$ y sp act (MacFR61a)	% 0.146 (NierA50a) Δ -31.84 (MTW) σ_c 880 (to Hg^{197}) 25 (to Hg^{197m}) (GoldmDT64)			
Hg^{197}	65 h (HubeO51, TilR63a) others (CorkJ52, FrieG43, SherrR41, KriR40b, KriR41a)	* EC (FrieG43) Δ -30.75 (DWitS65, MTW)	A chem, excit, cross bomb (WuC41, FrieG43) daughter Hg^{197m} (HubeO53) daughter Tl^{197} (KniJD55)	γ Au X-rays, 0.077 (18%), 0.191 (2%), 0.268 (0.15%) e^- 0.064, 0.074	$\text{Au}^{197}(\text{p}, \text{n})$ (TilR63a) $\text{Au}^{197}(\text{d}, 2\text{n})$ (FrieG43, WuC41)
Hg^{197m}	24 h (BradC54, TilR63a) others (FrieG43, HubeO51, MMilE37)	* IT 94%, EC 6% (HavA65) others (DShaA52, JolyR55) Δ -30.45 (LHP, MTW)	A n-capt (AndeEB36) chem (MMilE37) chem, excit, cross bomb (WuC41, FrieG43) parent Au^{197m} (FrauH50a, DShaA52, HavA65) parent Hg^{197} (HubeO53) not daughter Tl^{197} (KniJD55)	γ Hg X-rays, 0.134 (42%), 0.279 (7%) e^- 0.051, 0.082, 0.120, 0.131, 0.152, 0.162 daughter radiations from Hg^{197} daughter radiations from Au^{197m} included in above listing	$\text{Au}^{197}(\text{p}, \text{n})$ (TilR63a) $\text{Au}^{197}(\text{d}, 2\text{n})$ (WuC41, FrieG43)
Hg^{198}		% 10.02 (NierA50a) Δ 30.97 (MTW) σ_c 0.02 (to Hg^{199m}) (GoldmDT64)			
Hg^{199}		% 16.84 (NierA50a) Δ -29.55 (MTW) σ_c 2000 (GoldmDT64)			
Hg^{199m}	43 m (SmeF65, MMilE37, HeyF37) 44 m (HoleN47a, MacD48) others (PoolM37, WuC41, SherrR41, WieM45a)	* IT (FrieG43) Δ -29.01 (LHP, MTW)	A chem, excit (HeyF37, MMilE37) mass spect (BergI49a) not daughter Tl^{199} (BergI53)	γ Hg X-rays, 0.158 (53%), 0.375 (15%) e^- 0.075, 0.144, 0.285, 0.354	$\text{Hg}^{198}(\text{d}, \text{p})$ (KriR40b) $\text{Pt}^{196}(\text{a}, \text{n})$ (SherrR41) $\text{Hg}^{200}(\text{n}, 2\text{n})$ (MMilE37, HeyF37) $\text{Hg}^{199}(\text{n}, \text{n})$ (FrieG43, WuC41, BergI49a)
Hg^{200}		% 23.13 (NierA50a) Δ -29.50 (MTW) σ_c <50 (GoldmDT64)			
Hg^{201}		% 13.22 (NierA50a) Δ -27.66 (MTW) σ_c <50 (GoldmDT64)			
Hg^{202}		% 29.80 (NierA50a) Δ -27.35 (MTW) σ_c 4 (GoldmDT64)			
Hg^{203}	46.9 d (EicG56) 46.6 d (GleG64) 47.9 d (CorkJ52) others (LyoW51, WilsH51, WriH57, CaliJ59, SherrR41, IngM47b, SerL47b, MauW42)	* β^- (FrieG43) Δ -25.26 (MTW)	A excit (KriR40b) chem, excit, n-capt (WuC41, FrieG43) mass spect (SlaH49a, BergI49)	β^- 0.214 max e^- 0.194, 0.264, 0.275 γ 0.279 (77%)	$\text{Hg}^{202}(\text{n}, \gamma)$ (FrieG43, WuC41, IngM47b, SerL47b)
Hg^{204}		% 6.85 (NierA50a) Δ -24.69 (MTW) σ_c 0.4 (GoldmDT64)			
Hg^{205}	5.5 m (MauW42, KriR40b) 5.6 m (LyoW51) others (WuC41, FrieG43)	* β^- (KriR40b) Δ -22.2 (MTW)	A n-capt, excit (KriR40b, KriR42) sep isotopes, n-capt (LyoW51)	β^- 1.7 max γ 0.205	$\text{Hg}^{204}(\text{n}, \gamma)$ (LyoW51) $\text{Hg}^{204}(\text{d}, \text{p})$ (KriR40b, KriR42)
Hg^{206}	8.1 m (WolfGK64) 8.5 m (KauP62) others (NurM61)	* β^- (NurM61) Δ -20.95 (MTW)	A chem, genet (NurM61, KauP62) daughter Pb^{210} (RaD), parent Tl^{206} (NurM61, KauP62, WolfGK64)	β^- [1.3 max] γ 0.31 daughter radiations from Tl^{206}	daughter Pb^{210} (NurM61, KauP62, WolfGK64) $\text{Pb}^{208}(\text{p}, 3\text{p})$ (KauP62)

Isotope Z A	Half-life	Type of decay (α , β); % abundance; Mass excess (Δ =M-A), MeV ($C^{12}=0$); Thermal neutron cross section (σ), barns	Class; Identification; Genetic relationships	Major radiations: approximate energies (MeV) and intensities	Principal means of production
81Tl^{191}	10 m (ChacK60) <10 m (AndeG61a)	α EC, β^+ (ChacK60)	B chem, sep isotopes (ChacK60) chem, mass spect (AndeG61a)	Y Hg X-rays, 0.511 (γ^{\pm}) e -	$\text{W}^{182}(\text{N}^{14}, 5n)$ (ChacK60) protons on Hg (AndeG61a)
Tl^{192}	11 m (AndeG61a) 10 m (DiaR63a)	α [EC, β^+] (AndeG61a)	B chem, mass spect (AndeG61a) excit, cross bomb (DiaR63a)	Y [Hg X-rays], 0.424, [0.511 (γ^{\pm})] e - 0.341	$\text{Ta}^{181}(\text{O}^{16}, 5n)$ (DiaR63a) C^{12} on Re (DiaR63a) protons on Hg (AndeG61a)
Tl^{193}	23 m (AndeG61a) 30 m (ChacK60)	α EC, β^+ (ChacK60, AndeG61a) no α , lim $2 \times 10^{-4}\%$ (KarrM63)	B chem, sep isotopes (ChacK60) chem, mass spect (AndeG61a)	Y Hg X-rays, 0.158, 0.169, 0.178, 0.187, 0.208, 0.216, 0.238, 0.247, 0.511 (γ^{\pm}), if electrons observed by (AndeG61a) are all K-lines converted in Hg e - 0.24	$\text{W}^{184}(\text{N}^{14}, 5n)$ (ChacK60) protons on Hg (AndeG61a)
Tl^{193m}	2.1 m (DiaR63a)	α [IT] (DiaR63a)	C excit, cross bomb (DiaR63a)	Y Tl X-rays, 0.365 e - 0.280	$\text{Ta}^{181}(\text{O}^{16}, 4n)$, $\text{Re}^{185}(\text{C}^{12}, 4n)$ (DiaR63a)
Tl^{194}	33.0 m (JunB60)	α EC (JunB60) no α , lim $1 \times 10^{-7}\%$ (KarrM63) Δ -26 (MTW)	A chem, mass spect, genet (JunB60) daughter Pb^{194} (JunB60)	Y Hg X-rays, 0.427 e - 0.344	protons on Hg (JunB60) daughter Pb^{194} (JunB60)
Tl^{194m}	32.8 m (JunB60)	α EC, no IT observed (JunB60)	B chem, mass spect (JunB60) not daughter Pb^{194} (JunB60)	Y Hg X-rays, 0.097 e - 0.083	protons on Hg (JunB60)
Tl^{195}	1.16 h (JunB61a) others (KniJD55, AndeG57)	α EC (AndeG57) β^+ (weak) (JunB61a) no α , lim $3 \times 10^{-7}\%$ (KarrM63) Δ -28 (MTW)	B chem, genet (KniJD55) mass spect, genet energy levels (AndeG57) parent Hg^{195} (KniJD55) not parent Hg^{195m} (KniJD55)	Y Hg L X-rays, others e - 0.022, 0.034 β^+ 1.8 max daughter radiations from Hg^{195}	$\text{Hg}^{196}(\text{d}, 3n)$ (KniJD55) protons on Hg (JunB61a)
Tl^{195m}	3.5 s (AndeG57a) 3.6 s (DiaR63a)	α IT (AndeG57a) Δ -28 (LHP, MTW)	B chem (AndeG57a) excit (DiaR63a) daughter Pb^{195} (AndeG57a)	Y Tl L X-rays, 0.383 (95%) e - 0.084, 0.096	daughter Pb^{195} (AndeG57a) $\text{Re}^{187}(\text{C}^{12}, 4n)$ (DiaR63a)
Tl^{196}	1.84 h (JunB60) others (AndeG58, VVijR63)	α EC (AndeG55) Δ -27.2 (MTW)	A chem, genet energy levels, mass spect (AndeG58, AndeG55, AndeG57, JunB60) daughter Pb^{196} (AndeG57)	Y Hg X-rays, 0.426 e - 0.343	daughter Pb^{196} (AndeG57, AndeG58, JunB60) protons on Hg (JunB60) $\text{Au}^{197}(\text{a}, 5n)$ (VVijR63)
Tl^{196m}	1.41 h (JunB60)	α EC 96%, IT 4% (JunB60) Δ -26.8 (LHP, MTW)	A chem, mass spect, genet energy levels (JunB60) excit (VVijR63) not daughter Pb^{196} (JunB60)	Y Hg X-rays, 0.426, others e - 0.071, 0.081, 0.107, others daughter radiations from Tl^{196}	protons on Hg (JunB60) $\text{Au}^{197}(\text{a}, 5n)$ (VVijR63)
Tl^{197}	2.84 h (JunB61) others (KniJD55, AndeG57, AndeG55)	α EC (AndeG55) Δ -28.5 (MTW, DWitS65)	A chem, excit, genet (KniJD55) mass spect, genet energy levels (AndeG55) parent Hg^{197} (KniJD55) not parent Hg^{197m} (KniJD55)	Y Hg X-rays, 0.152, 0.426 e - 0.067, 0.137 daughter radiations from Hg^{197}	$\text{Au}^{197}(\text{a}, 4n)$ (VVijR63, KniJD55) $\text{Hg}^{198}(\text{d}, 3n)$ (KniJD55)
Tl^{197m}	0.54 s (HenrA53) 0.55 s (SchmW65a) others (DiaR63a, AndeG57a)	α IT (AndeG57a) Δ -27.9 (LHP, MTW)	A excit (HenrA53) chem (AndeG57a) excit, genet energy levels (DiaR63a)	Y Tl X-rays, 0.222 (40%), 0.385 (90%) e - 0.136, 0.207, 0.219, 0.300	daughter Pb^{197m} (AndeG55, AndeG57) $\text{Au}^{197}(\text{a}, 4n)$ (DiaR63a)
Tl^{198}	5.3 h (MicM54) others (BergI53)	α EC (AndeG55) β^+ =0.7% (GupR61) no α , lim $3 \times 10^{-7}\%$ (KarrM63) Δ -27.5 (MTW)	A chem, genet energy levels (BergI53) excit (VVijR63) mass spect (MicM54) genet (JunB59, GupR61, LindgI58) daughter Pb^{198} (JunB59, GupR61, LindgI58) descendant Po^{198} (BrunC65a)	Y Hg X-rays, 0.412 (90%), 0.65 (40%, complex), 1.20 (21%), 1.42 (24%), 2.01 (15%), 2.45 (5%), 2.78 (2%) β^+ 2.4 max e - 0.111, 0.201, 0.317, 0.329, others	daughter Pb^{198} (JunB59, GupR61, LindgI58) $\text{Au}^{197}(\text{a}, 3n)$ (VVijR63) deuterons on Hg (BergI53)

Isotope Z A	Half-life	Type of decay (α, β, γ); % abundance; Mass excess ($\Delta = M - A$), MeV ($C^{12} = 0$); Thermal neutron cross section (σ), barns	Class; Identification; Genetic relationships	Major radiations: approximate energies (MeV) and intensities	Principal means of production
^{198m}Tl 81	1.87 h (JunB60) 1.90 h (FiscP56) others (OrtD49, BergI53)	α IT 55%, EC 45% (JunB60) others (FiscP56, BergI53) Δ -27.0 (LHP, MTW)	A chem, excit (OrtD49, BergI53) mass spect (MicM54, JunB60) genet energy levels (FiscP56) daughter Pb^{198m} (NeumH50a, KarrD51)	γ Hg X-rays, Tl X-rays, 0.283 (30%), 0.412 (45%), 0.586 (35%), 0.635 (35%) e^- 0.033, 0.046, 0.175, 0.197, 0.246 daughter radiations from Tl^{198} .	$\text{Au}^{197}(\alpha, 3n)$ (FiscP56, MicM54, BrinG057)
^{199}Tl	7.4 h (JunB60a, MicM54) others (OrtD49)	α EC (OrtD49) no β^+ (IsrH51) Δ -28.5 (MTW)	A chem (KriR40b) chem, excit (OrtD49) mass spect (MicM54, JunB60a) daughter Pb^{199} (NeumH50a) not parent Hg^{199m} (BergI53) descendant Po^{199} , Po^{199m} (BrunC65a)	γ Hg X-rays, 0.158 (5%), 0.208 (12%), 0.247 (9%), 0.455 (14%) e^- 0.035, 0.125, 0.161, 0.193	$\text{Au}^{197}(\alpha, 2n)$ (VVijR63) $\text{Hg}^{199}(\text{d}, 2n)$ (KriR40b)
^{200}Tl	26.1 h (JansJ62) others (HerrlC57, OrtD49, MicM54)	α EC (OrtD49) β^+ 0.37% (VNooB62, LHP) Δ -27.05 (MTW)	A chem, excit (OrtD49) mass spect (MicM54) daughter Pb^{200} (NeumH50a) descendant Po^{200} (BrunC65a)	γ Hg X-rays, 0.368 (88%), 0.579 (10%), 0.829 (8%), 1.21 (35%), complex, 1.364 (4%), 1.410 (1.6%), 1.517 (4%), others β^+ 1.44 max (0.06%), 1.07 max (0.3%) e^- 0.285, 0.354	deuterons on Hg (KriR40b, VNooB62, GupR60a) $\text{Au}^{197}(\alpha, n)$ (OrtD49) $\text{Tl}^{203}(\text{p}, 4n)\text{Pb}^{200}(\beta^-)$ (SakM65)
^{201}Tl	74 h (HerrlC60) 72 h (NeumH50a) others (KriR40b)	α EC (NeumH50a) Δ -27.3 (MTW)	A chem, mass spect, genet (JohaB59, HerrlC60) chem, excit, cross bomb (NeumH50a) daughter Pb^{201} (NeumH50a, JohaB59, HerrlC60) descendant Po^{201} , Po^{201m} (BrunC65a)	γ Hg X-rays, 0.135 (2%), 0.167 (8%) e^- 0.016, 0.052, 0.084	daughter Pb^{201} (NeumH50a) deuterons on Hg (KriR40b, LingdI58)
^{202}Tl	12.0 d (HameH57) others (MartiHC52, WilkG50b, FajK41a)	α EC (KriR40b, MauW42) no β^+ , β^- (WilkG50b) Δ -26.13 (MTW)	A chem, excit (KriR40b, FajK41a) daughter Pb^{202} (HuiJ54)	γ Hg X-rays, 0.439 (95%), 0.522 (0.1%), 0.961 (0.07%) e^- 0.356	$\text{Hg}^{202}(\text{d}, 2n)$ (KriR40b) $\text{Hg}^{201}(\text{d}, n)$, $\text{Tl}^{203}(\text{d}, t)$ (BornP59)
^{203}Tl		% 29.50 (BaiK50) Δ -25.75 (MTW) σ_c 11 (GoldmDT64)			
^{204}Tl	3.81 y (LeuH62) 3.80 y (HarbG63) 3.78 y (FinR59) 3.91 y (WahA59, NilR62) 3.68 y (FlyK65a) others (EdwJ58, MerW57, TobJ55c, WyaE61, HorrD54) SpennH64)	α β^- 97.9%, EC 2.1% (LeuH62) β^- 97.5%, EC 2.5% (ChrisP64) others (LidL52, DMatE52) Δ -24.34 (MTW)	A chem, n-capt (FajK40) mass spect (MicM54)	β^- 0.766 max γ Hg X-rays	$\text{Tl}^{203}(\text{n}, \gamma)$ (FajK40, SerL47b)
^{205}Tl		% 70.50 (BaiK50) Δ -23.81 (MTW) σ_c 0.11 (GoldmDT64)			
^{206}Tl	4.19 m (SargB53) 4.23 m (FajK40) others (PouA59, AlbuD51a, PoolM37, HeyF37)	α β^- (FajK40, KriR42) Δ -22.26 (MTW)	A n-capt (PreiP35) chem, genet (BrodE47) excit, sep isotopes (NeumH50) daughter Bi^{210} (RaE) (BrodE47) daughter Bi^{210m} (NeumH50, LevyHB54) daughter Hg^{206} (NurM61, KauP62, WolfGK64)	β^- 1.52 max γ no γ	$\text{Tl}^{205}(\text{n}, \gamma)$ (PreiP35, PoolM37, HeyF37, NeumH50) daughter Bi^{210m} from $\text{Bi}^{209}(\text{n}, \gamma)$ (NeumH50)
^{207}Tl (AcC ^{II})	4.79 m (SargB53) 4.76 m (CurIM31, SargB39a) others (FajK40, BretE40, BaldG46)	α β^- Δ -21.01 (MTW)	A chem, genet (CurIM31) daughter Bi^{211} (AcC)	β^- 1.44 γ 0.897 (0.16%)	descendant Ac^{227} (HydE64)
^{207m}Tl	1.3 s (EccD65)	α IT (EccD65) Δ -19.67 (LHP, MTW)	E excit (EccD65)	γ 0.35, 1.00	$\text{Pb}^{208}(\text{t}, \alpha)$ (EccD65)

Isotope Z A	Half-life	Type of decay (α , β); % abundance; Mass excess (Δ =M-A, MeV ($C^{12}=0$); Thermal neutron cross section (σ), barns	Class; Identification; Genetic relationships	Major radiations: approximate energies (MeV) and intensities	Principal means of production
$^{208}_{81}\text{Tl}$ (ThC'')	3.10 m (BauD57) others (CuriM31)	α β^- Δ -16.76 (MTW)	A chem, genet (CuriM31) daughter Bi^{212} (ThC)	β^- 1.80 max e $^-$ 0.187, 0.423, 0.495 γ 0.511 (23%), 0.583 (86%), 0.860 (12%), 2.614 (100%)	natural source, descendant Th^{228} (HydE64)
Tl^{209}	2.2 m (HageF50a)	α β^- (HageF50a) Δ -13.65 (MTW)	A chem, genet (HageF50a) daughter Bi^{213} (HageF47, EnglA47, HageF50a) parent Pb^{209} (HageF47, EnglA47)	β^- 1.99 max e $^-$ 0.03, 0.10 γ Pb X-rays, 0.12 (50%), 0.45 (100%), 1.56 (100%) daughter radiations from Pb^{209}	descendant U^{233} , Th^{229} , Ac^{225} (HydE64)
Tl^{210} (RaC'')	1.32 m (CuriM31) others (BisG50, DevoS37)	α β^- ; n \approx 0.02% (KogA56, KogA57) Δ -9.23 (MTW)	A chem, genet (CuriM31) daughter Bi^{214} (RaC), parent Pb^{210} (RaD)	β^- 2.3 max e $^-$ 0.208, 0.28 γ 0.296 (80%), 0.795 (100%), 1.08 (19%, complex), 1.21 (17%), 1.31 (21%), 2.01 (7%), 2.09 (5%), 2.36 (8%), 2.43 (9%)	descendant Ra^{226} (HydE64)
$^{194}_{82}\text{Pb}$	11 m (JunB60)	α EC (JunB60)	A chem, mass spect, genet (JunB60) parent Tl^{194} , not parent Tl^{194m} (JunB60)	γ 0.204 daughter radiations from Tl^{194}	protons on Tl (JunB60)
Pb^{195}	17 m (AndeG57)	α EC (AndeG57)	B chem, mass spect (AndeG57) parent Tl^{195m} (AndeG57)	γ Tl X-rays, 0.39 (doublet) e $^-$ 0.084, 0.096, 0.30 daughter radiations from Tl^{195} daughter radiations from Tl^{195m} included in above listing	Tl^{203} (p, 9n) (AndeG57)
Pb^{196}	37 m (AndeG57, SveJ61)	α EC (AndeG57) no α , lim $3 \times 10^{-5}\%$ (KarrM63) Δ -24 (MTW)	A chem, genet (AndeG57) chem, mass spect (SveJ61) parent Tl^{196} (AndeG57) not parent Tl^{196m} (JunB60)	γ Tl X-rays, 0.192, 0.240, 0.253, 0.367, 0.503, others e $^-$ 0.155, 0.168, others daughter radiations from Tl^{196}	Tl^{203} (p, 8n) (AndeG57, SveJ61)
Pb^{197}		α [EC] Δ -24 (MTW)	F [AndeG57]	γ Tl X-rays, 0.386 (doublet)	[daughter Pb^{197m}]
Pb^{197m}	42 m (AndeG55)	α EC 80%, IT 20% (AndeG57) no α , lim $3 \times 10^{-4}\%$ (KarrM63) Δ -24 (LHP, MTW)	A chem, mass spect (AndeG55, JunB62)	γ Tl and Pb X-rays, 0.085, 0.222, 0.234, 0.386 (doublet) e $^-$ 0.069, 0.136, 0.146, 0.207, 0.219, 0.300 (doublet) daughter radiations from Pb^{197} , Tl^{197m} included in above listing	Tl^{203} (p, 7n) (AndeG55, AndeG57)
Pb^{198}	2.4 h (JunB59, AndeG57)	α EC (AndeG55) no α , lim $1 \times 10^{-7}\%$ (KarrM63) Δ -26 (MTW)	A chem, mass spect (AndeG55, JohaB59, JunB59) parent Tl^{198} (JunB59, GupR61, LindgI58)	γ Tl X-rays, 0.117 (3%), 0.173 (28%), 0.259 (8%), 0.290 (16%), 0.38 (40%, complex), 0.575 (4%), 0.649 (2%), 0.865 (6%) e $^-$ 0.031, 0.088, 0.159, 0.172, 0.205, 0.270, others daughter radiations from Tl^{198}	Tl^{203} (p, 6n) (AndeG55, JohaB59, JunB59)
Pb^{198m}	25 m (KarrD51)	α EC (KarrD51)	G chem, genet (KarrD51) activity not observed (AndeG57)		protons on Tl (KarrD51)
Pb^{199}	90 m (AndeG55) \approx 80 m (NeumH50a)	α EC (NeumH50a) β^+ (weak) (AndeG57) Δ -25 (MTW)	A chem, genet (NeumH50a) chem, mass spect (AndeG55) parent Tl^{199} , daughter Bi^{199} (NeumH50a) descendant Bi^{199} (NeumH50a)	γ Tl X-rays, 0.353 (17%), 0.367 (80%), 0.720 (10%) e $^-$ 0.267 β^+ 2.8 max (?) daughter radiations from Tl^{199}	Tl^{203} (p, 5n) (JohaB59, AndeG55, AndeG57)
Pb^{199m}	12.2 m (AndeG55) others (StocR56)	α IT (AndeG55) Δ -25 (LHP, MTW)	B chem, mass spect (AndeG55) daughter Bi^{199} (SiiA64)	γ Pb X-rays, 0.424 (20%) e $^-$ 0.336, 0.409 daughter radiations from Pb^{199}	Tl^{203} (p, 5n) (AndeG55)

Isotope Z A	Half-life	Type of decay ($\star\star$); % abundance; Mass excess ($\Delta=M-A$), MeV ($C^{12}=0$); Thermal neutron cross section (σ), barns	Class; Identification; Genetic relationships	Major radiations: approximate energies (MeV) and intensities	Principal means of production
82^{200}Pb	21.5 h (BergK55) others (JohaB59, GerhT56a, NeumH50a, BelyB61)	$\star\star$ EC (NeumH50a) Δ -26 (MTW)	A chem, genet (NeumH50a) chem, mass spect (WirB63) parent Tl^{200} , daughter Bi^{200} (NeumH50a) daughter Po^{204} (KarrD51)	γ Tl X-rays, 0.109, 0.146 (doublet), 0.236, 0.26 (complex), 0.290 (doublet), 0.450, 0.605 e^- 0.024, 0.06, 0.133, 0.150, 0.172, 0.183, many others daughter radiations from Tl^{200}	Tl^{203} (p, 4n) (JohaB59, BashE60, WirB63)
Pb^{201}	9.4 h (BergK55) others (WapA54d, NeumH50a)	$\star\star$ EC (NeumH50a) β^+ (weak) (AndeG57, BergK57) Δ -25 (MTW)	A chem, mass spect (JohaB59) chem, genet (NeumH50a) parent Tl^{201} , daughter Bi^{201} , daughter $\text{Bi}^{201\text{lm}}$ (NeumH50a) parent Tl^{201} (JohaB59, HerrlC60) daughter Po^{205} (KarrD51)	γ Tl X-rays, 0.330, 0.361, 0.406, 0.585, 0.766, 0.907, 0.946, 1.30, 1.40, others e^- 0.244, 0.275, 0.316 β^+ 0.55 max daughter radiations from Tl^{201}	Tl^{203} (p, 3n) (JohaB59, LindsJ60) Tl^{203} (d, 4n) (WapA54d)
$\text{Pb}^{201\text{m}}$	61 s (StocR56) others (FiscV55, HopN52)	$\star\star$ IT (HopN52) Δ -25 (LHP, MTW)	B chem, excit (HopN52) chem, genet (StocR56) daughter Bi^{201} (StocR56)	γ Pb X-rays, 0.629 (51%) e^- 0.541, 0.614	daughter Bi^{201} (StocR56) Tl^{203} (p, 3n) (HopN52)
Pb^{202}	$\approx 3 \times 10^5$ y yield (HuiJ54) others (TemD47a, NeumH50a)	$\star\star$ EC(L), no EC(K), lim 0.5% (HuiJ54) Δ -26.08 (MTW)	A chem, genet, mass spect (HuiJ54) parent Tl^{202} (HuiJ54)	γ Tl L X-rays daughter radiations from Tl^{202}	Tl^{203} (d, 3n) (HuiJ54)
$\text{Pb}^{202\text{m}}$	3.62 h (AstB57a) others (MaeD54a, MaeD54b)	$\star\star$ IT 90%, EC 10% (MDonJ57) Δ -23.91 (LHP, MTW)	A chem, excit (MaeD54a, MaeD54b) chem, mass spect (MDonJ57)	γ Tl , Pb X-rays, 0.390 (7%), 0.422 (90%), 0.460 (8%), 0.490 (10%), 0.658 (35%), 0.787 (45%), 0.961 (90%) e^- 0.115, 0.126, 0.302, 0.334, 0.699, 0.772 daughter radiations from Tl^{202}	Tl^{203} (d, 3n) (MaeD54a, MaeD54b)
Pb^{203}	52.1 h (BartLA58, PersL61a) others (FajK40, TemD47a, KriR40b, FajK41a, BaldG46)	$\star\star$ EC (MauW42) Δ -24.94 (MTW)	A chem, excit (MauW42) chem, excit, cross bomb (TemD47a) genet energy levels (WapA54d) mass spect (PersL61a) daughter Bi^{203} (NeumH50a)	γ Tl X-rays, 0.279 (81%), 0.401 (5%), 0.680 (0.9%) e^- 0.193, 0.264	Tl^{203} (d, 2n) (TemD47a)
$\text{Pb}^{203\text{m}}$	6.1 s (AstB57a) others (StocR56, FiscV55, BergI55, FritA58, HopN52)	$\star\star$ IT (HopN52) Δ -24.11 (LHP, MTW)	A excit (HopN52) chem, genet (StocR56, FritA58) daughter Bi^{203} (StocR56, FritA58)	γ Pb X-rays, 0.825 (70%) e^- 0.737, 0.810	daughter Bi^{203} (StocR56, FritA58)
Pb^{204}		% 1.40 (WhiF56) 1.36 (CollC52) 1.48 (NierA38) Δ -25.11 (MTW) σ_c 0.7 (GoldmDT64)			
$\text{Pb}^{204\text{m}}$	66.9 m (BartLA58) 67.5 m (HerrlC56) others (MauW42, FajK41a, DVriH39, BaldG46)	$\star\star$ IT (MauW42) Δ -22.92 (LHP, MTW)	A chem (FajK41a) chem, excit, genet (TemD47a, KarrD51) mass spect (MaeD54a) daughter Bi^{204} (TemD47a, SunA50, KarrD51)	γ Pb X-rays, 0.375 (93%), 0.90 (18%, doublet) e^- 0.287, 0.360, 0.824, 0.897	daughter Bi^{204} (20%) (StocR58, TemD47a, SunA50, KarrD51) Tl^{203} (d, n) (FajK41a)
Pb^{205}	3.0×10^7 y sp act (WingJ58)	$\star\star$ EC(L) (HuiJ56) no EC(K), lim 0.06% (WingJ58) Δ -23.77 (MTW)	A chem, genet (HuiJ56) chem, mass spect (WingJ58) daughter Bi^{205} (HuiJ56)	γ Tl L X-rays	Pb^{204} (n, γ) (WingJ58)
Pb^{206}		% 25.1 (CollC52) 25.2 (WhiF56) 23.6 (NierA38) Δ -23.79 (MTW) σ_c 0.03 (GoldmDT64)			
Pb^{207}		% 21.7 (WhiF56) 21.3 (CollC52) 22.6 (NierA38) Δ -22.45 (MTW) σ_c 0.72 (GoldmDT64)			

Isotope Z A	Half-life	Type of decay (α, β, γ); % abundance; Mass excess ($\Delta = M - A$), MeV ($C^{12} = 0$); Thermal neutron cross section (σ), barns	Class; Identification; Genetic relationships	Major radiations: approximate energies (MeV) and intensities	Principal means of production
$^{207m}_{82}\text{Pb}$	0.80 s (BendW55, HopN52, FariU58) 0.81 s (GlagV61) 0.82 s (LasJ51) others (CamE56, ReidJ54, IamP55, StelP55, VeeN56)	α IT (CamE50) Δ -20.81 (LHP, MTW)	A excit, sep isotopes (CamE50) chem, genet (FrieG53) daughter Bi^{207} (FrieG53, CamE56, MGowF53, WapA54b) daughter Po^{211m} (JentW54) not daughter Po^{211} , lim 0.005% (FrieG53)	γ 0.570 (98%), 1.064 (83%) e^- 0.482, 0.975, 1.048	daughter Bi^{207} (FrieG53) Pb^{207} (n, n'), Pb^{208} (n, 2n) (GlagV59) Pb^{208} (γ, n) (FariU58)
Pb^{208}		% 52.3 (CollC52, NierA38) 51.7 (WhiF56) Δ -21.75 (MTW) σ_c 0.0005 (GoldmDT64)			
Pb^{209}	3.30 h (WapA53 others (FajK41a, KriR42, MauW42, KriR40b))	α β^- (KriR40b, FajK41a) Δ -17.63 (MTW)	A chem (ThorRL37a, KriR40b) chem, sep isotopes (FajK41b) daughter Po^{213} (HageF47, HageF50, EngLA47, MeiW49, MeiW51) daughter Tl^{209} (EngLA47, HageF47)	β^- 0.635 max γ no γ	Pb^{208} (d, p) (RamLW59) descendant U^{233} , Th^{229} , Ac^{225} (HydE64) Pb^{208} (n, γ) (MauW42)
Pb^{210} (RaD)	20.4 y (HarbG59) 22.0 y (RamtH64) 22.8 y (ImrL63) 21.4 y (EckW60) 19.4 y (TobJ55b) 23.3 y (PatB59) others (CuriM31)	α β^- ; α $1.7 \times 10^{-6}\%$ (KauP62) α $2 \times 10^{-6}\%$ (WolfGK64) others (NurM61) Δ -14.73 (MTW)	A chem, genet (CuriM31) daughter Tl^{210} (RaC'') daughter Po^{214} (RaC'), parent Bi^{210} (RaE); not parent Bi^{210m} , lim $10^{-4}\%$ (LevyHB54) parent Hg^{206} (NurM61, KauP62, WolfGK64)	β^- 0.061 max e^- 0.030, 0.043 γ Bi L X-rays, 0.047 (4%) α 3.72 daughter radiations from Bi^{210} , Po^{210}	descendant Ra ²²⁶ (HydE64)
Pb^{211} (AcB)	36.1 m (SargB39a, NurM65a) 36.0 m (CuriM31)	α β^- Δ -10.46 (MTW)	A chem, genet (CuriM31) daughter Po^{215} (AcA); parent Bi^{211} (AcC)	β^- 1.36 max γ 0.405 (3.4%), 0.427 (1.8%), 0.702 (0.4%), 0.766 (0.6%), 0.832 (3.4%) daughter radiations from Bi^{211} , Tl^{207} , Po^{211}	descendant Ac ²²⁷ (HydE64)
Pb^{212} (ThB)	10.64 h (TobJ55a, MarinP53) others (ButtH52, CuriM31, DzhB55)	α β^- Δ -7.55 (MTW)	A chem, genet (CuriM31) daughter Po^{216} (ThA), parent Bi^{212} (ThC)	β^- 0.58 max e^- 0.148, 0.222 γ Bi X-rays, 0.239 (47%), 0.300 (3.2%) daughter radiations from Bi^{212} , Po^{212} , Tl^{208}	descendant Th ²²⁸ (HydE64)
Pb^{213}	10.2 m (ButeF64a)	α β^- (ButeF64a) Δ -3 (MTW)	B chem, genet (ButeF64a) parent Bi^{213} (ButeF64a)	daughter radiations from Bi^{213} , Po^{213} , Pb^{209} , Tl^{209}	descendant Rn ²²¹ (ButeF64a)
Pb^{214} (RaB)	26.8 m (CuriM31)	α β^- (SargB33, RasF36) Δ -0.15 (MTW)	A chem, genet (CuriM31) daughter Po^{218} (RaA), parent Bi^{214} (RaC)	β^- 1.03 max (6%), 0.67 max e^- 0.037, 0.049 γ 0.053 (=1%), 0.242 (4%), 0.295 (19%), 0.352 (36%) daughter radiations from Bi^{214} , Po^{214}	descendant Ra ²²⁶ (HydE64)
$^{198}_{83}\text{Bi}$	1.7 m (NeumH50a)	α (TemD48)	E (TemD48) chem (NeumH50a)	α 6.2	deuterons on Pb (TemD48 , NeumH50a)
$\text{Bi}^{197?}$	8.0 m (SiiA64) 7 m genet (NeumH50a)	α EC 99+%, α 0.05% (NeumH50a)	D chem (TemD48 , NeumH50a) parent "25 m Pb" (NeumH50a) decay charac (SiiA64) formerly assigned to Bi^{198} (NeumH50a)	α 5.81	protons on Pb (TemD48 , NeumH50a)
Bi^{199}	24.4 m (SiiA64) others (NeumH50a)	α EC 99+%, α \approx 0.01% (NeumH50a, SiiA64) Δ -20 (MTW)	A chem (TemD48) chem, genet (NeumH50a, SiiA64) mass spect (SiiA64) ancestor Pb^{199} (NeumH50a) parent Pb^{199m} (SiiA64) possible existence of 2 isomers noted by SiiA64	γ Pb X-rays α 5.53 daughter radiations from Pb^{199} , Pb^{199m}	protons on Pb (NeumH50a, TemD48 , SiiA64)

Isotope Z A	Half-life	Type of decay (α, β, γ); % abundance; Mass excess ($\Delta = M - A$), MeV ($C^{12} = 0$); Thermal neutron cross section (σ), barns	Class; Identification; Genetic relationships	Major radiations: approximate energies (MeV) and intensities	Principal means of production
83Bi^{200}	35 m genet (NeumH50a) others (VinA55)	α EC (NeumH50a) Δ -20 (MTW)	B chem, genet (NeumH50a) parent Pb^{200} (NeumH50a) daughter Po^{200} (KarrD51a)		protons on Pb (NeumH50a)
Bi^{201}	1.85 h (StocR56) others (NeumH50a, VinA55)	α EC (NeumH50) Δ -21 (MTW)	A chem, genet (NeumH50a) chem, mass spect (SiiA64) parent Pb^{201} (NeumH50a) parent Pb^{201m} (StocR56) daughter Po^{201} (?) (KarrD51a)	Y Pb X-rays daughter radiations from Pb^{201m} , Pb^{201} , Tl^{201}	protons on Pb (NeumH50a)
Bi^{201m}	52 m (SiiA64) others (NeumH50a, VinA55)	α α /KX-rays 0.02% (SiiA64) EC 994%, α 0.003% (NeumH50a)	A chem, mass spect (SiiA64) chem, genet (NeumH50a), parent Pb^{201} (NeumH50a) daughter Po^{201} (SiiA64, KarrD51a)	Y Pb X-rays α 5.28 daughter radiations from Pb^{201} , Tl^{201}	protons on Pb, Bi (SiiA64, NeumH50a)
Bi^{202}	95 m (KarrD51) others (VinA55)	α EC (KarrD51) Δ -21 (MTW)	A chem, genet (KarrD51) daughter Po^{202} (KarrD51)	Y Pb X-rays, 0.422, 0.961	daughter Po^{202} (KarrD51)
Bi^{203}	11.8 h (StocR60a) others (StocR56, FritA58, NeumH50a)	α EC (NeumH50a) β^+ weak (NovaT58) no α , lim $6 \times 10^{-7}\%$ (NDS) $\alpha \approx 10^{-5}\%$ (DunID52a) Δ -21.8 (MTW)	A chem, genet (NeumH50) parent Pb^{203} (NeumH50) parent Pb^{203m} (StocR56, FritA58) daughter Po^{203} (KarrD51) daughter At^{207} (BartoG51)	β^+ 1.35 max e^- 0.045, 0.098, 0.112, 0.176, 0.737 Y Pb X-rays, 0.186 (6%), 0.264 (6%), 0.381 (9%), 0.82 (78%, complex), 1.034 (16%), 1.52 (31%, complex), 1.87 (35%, doublet) daughter radiations from Pb^{203} daughter radiations from Pb^{203m} included in above listing	Pb^{206} (p, 4n) (NovaT58a, StocR60a)
Bi^{204}	11.2 h (StocR60a) 11.6 h (WerG56) 11.0 h (FritA58) others (StocR56, TemD47a)	α EC, no β^+ (TemD47a) no β^+ , lim 0.07% (StocR58) Δ -21 (MTW)	A chem, sep isotopes, cross bomb, genet (TemD47a) parent Pb^{204m} (21%) (TemD47a, SunA50, KarrD51, StocR58) daughter Po^{204} (KarrD51)	Y Pb X-rays, 0.21 (complex), 0.375, 0.671, 0.91 (complex), 0.98, 1.21 (complex), many others e^- 0.063, 0.075, 0.087, 0.128, 0.133, 0.161, 0.201, 0.287, 0.360, 0.583, 0.811, 0.824, 0.897, many others daughter radiations from Pb^{204m} included in above listing	Pb^{206} (p, 3n) (StocR60a) Tl^{203} (α , 3n) (StocR58) Pb^{204} (d, 2n) (TemD47a, SunA50)
Bi^{205}	15.31 d (BrunnJ61) others (FritA58, KarrD51, VinA55)	α EC (KarrD51) β^+ 0.06% (PerdC62) Δ -21.07 (MTW)	A chem, genet, sep isotopes (KarrD51) daughter Po^{205} (KarrD51) daughter At^{209} (BartoG51) parent Pb^{205} (HuiJ56)	β^+ 0.98 max e^- 0.011, 0.023, others Y Pb X-rays, 0.26 (3%, complex), 0.51 (4%, complex), 0.57 (14%, complex), 0.703 (28%), 0.911 (4%), 0.988 (17%), 1.044 (8%), 1.615 (4%), 1.766 (27%), 1.864 (6%), 1.906 (2%)	Pb^{206} (d, 3n) (HerrlC61, StocR60, BergI62, BonaE62) Bi^{209} (p, 5n) Po^{205} (EC) (BonaE62)
Bi^{206}	6.243 d (BrunnJ61) others (ArbE57, AlbuD51, KriR40b)	α EC (LutA44, AlbuD51) β^+ $8 \times 10^{-4}\%$ (PerdC62) Δ -20.18 (MTW)	A chem, sep isotopes (FajK41b, TemD47a) genet energy levels (AlbuD54a, StelP55b) daughter Po^{206} (TemD47) daughter At^{210} (NeumH50b)	Y Pb X-rays, 0.184 (21%), 0.343 (26%), 0.398 (10%), 0.497 (18%), 0.516 (46%), 0.538 (34%), 0.803 (99%), 0.880 (72%), 0.895 (19%), 1.019 (8%), 1.099 (13%), 1.596 (8%), 1.720 (36%) e^- 0.096, 0.168, 0.255	Pb^{206} (d, 2n) (FajK41b, WieR63)
Bi^{207}	30.2 y (HarbG59) 28 y (SosJ59) 38 y (AppE61) others (AlbuD55, NeumH51)	α EC (GermL50, NeumH51) Δ -20.04 (MTW)	A chem, genet (MGowF53a) daughter At^{211} (NeumH51) parent Pb^{207m} (MGowF53, FrieG53, WapA54b, CamE56)	Y Pb X-rays, 0.570 (98%), 1.063 (77%), 1.771 (9%) e^- 0.482, 0.975, 1.048 daughter radiations from Pb^{207m} included in above listing	Pb(d, xn), daughter At^{211} (HydE64)
Bi^{208}	3.68×10^5 y sp act, mass spect (HalpJ64) others (RoyJ58, MillC59)	α EC, no β^+ lim 0.3% (MillC59) Δ -18.88 (MTW)	B chem (NeumH51) excit, genet energy levels (RoyJ58, MillC59)	Y Pb X-rays, 2.614 (100%)	Bi^{209} (n, 2n) (RoyJ58, HalpJ64)
Bi^{209}	$>2 \times 10^{18}$ y sp act (HinE58) 2×10^{17} y sp act (RieW52, PorsW56) others (FaraH51a)	α no α (HinE58) α (FaraH51, PorsW56) % 100 (NierA38) Δ -18.26 (MTW) σ_c 0.015 (to Bi^{210}) 0.019 (to Bi^{210m}) (GoldmDT64)		α ? 3.0	

Isotope Z A	Half-life	Type of decay (α, β, γ); % abundance; Mass excess ($\Delta = M - A$, MeV ($C^{12} = 0$); Thermal neutron cross section (σ), barns	Class; Identification; Genetic relationships	Major radiations: approximate energies (MeV) and intensities	Principal means of production
$^{83}\text{Bi}^{210}$ (RaE)	5.013 d (RobeJ56) others (LocE53, BegF52, SiegK47, CuriM31, HoleN45, TemD47a, SerL47b, LivJ36, CorkJ40, HurD40)	β^- 99+%, α $1.3 \times 10^{-4}\%$ (KauP62) others (NurM61, BrodE47) Δ -14.79 (MTW)	A chem, genet (CuriM31) daughter Pb^{210} (RaD), parent Po^{210} (RaF); parent Tl^{206} (BrodE47)	β^- 1.160 max α 4.69 ($5 \times 10^{-5}\%$), 4.65 ($7 \times 10^{-5}\%$) γ Po X-rays (weak)	Bi^{209} (n, γ) (SiegK47b) descendant Ra^{226} (HydE64)
Bi^{210m}	$\approx 2.6 \times 10^6$ y yield (HugD53)	α 99.6%, β^- 0.4% (LevyHB54) Δ -14.52 (LHP, MTW)	A chem, genet (NeumH50) chem, mass spect (LevyHB54) parent Po^{210} (RaF) (0.4%), parent Tl^{206} (99.6%) (LevyHB54) not daughter Pb^{210} , lim $10^{-4}\%$ (LevyHB54) others (NeumH50)	α 4.96 (58%), 4.92 (36%), 4.57 (6%) γ 0.262 (45%), 0.30 (23%), 0.34, 0.61 daughter radiations from Tl^{206}	Bi^{209} (n, γ) (NeumH50)
Bi^{211} (AcC)	2.16 m (CuriM31) 2.15 m (SpiesF54) 2.13 m (NurM65a)	α 99+%, β^- 0.27% (NurM65a) α 99+%, β^- 0.29% (GiaM62a) Δ -11.84 (MTW)	A chem, genet (CuriM31) daughter Pb^{211} (AcB), parent Po^{211} (AcC'), parent Tl^{207} (AcC''); daughter At^{215} (KarlB44)	α 6.62 (84%), 6.28 (16%) γ 0.351 (14%) e^- 0.265 daughter radiations from Tl^{207} , Po^{211}	descendant Ac^{227} (HydE64)
Bi^{212} (ThC)	60.60 m (AppK61) 60.5 m (CuriM31)	β^- 64.0%, α 36.0% (WalkJ65) β^- 64.2%, α 35.8% (BeriG62, BertG60) others (SchupG60, BarkS61, RiceP58a, SenF56, MarinP53, FlaF62, ProsD58, FerrJ61, KovAF38) Δ -8.13 (MTW)	A chem, genet (CuriM31) daughter Pb^{212} (ThB), parent Po^{212} (ThC') and Tl^{208} (ThC''); daughter At^{216} (KarlB43a, GhiA48, MeiW51)	β^- 2.25 max e^- 0.025, 0.036 α 6.09 (10%), 6.05 (25%) γ Tl X-rays, 0.040 (2%), 0.288 (0.5%), 0.46 (0.8%, complex), 0.727 (7%), 0.785 (1.1%), 1.620 (1.8%) daughter radiations from Tl^{208} , Po^{212}	descendant Th^{228} (HydE64)
Bi^{213}	47 m (HageF47) 46 m (EnglA47)	β^- 97.8%, α 2.2% (GraeG64, ValliK64) Δ -5.24 (MTW)	A chem, genet (EnglA47, HageF47) daughter At^{217} , parent Po^{213} (HageF47, EnglA47, HageF50) parent Tl^{209} (HageF50a, HageF47, EnglA47) daughter Pb^{213} (ButeF64a)	β^- 1.39 max γ 0.437 α 5.87 daughter radiations from Po^{213} , Pb^{209} , Tl^{209}	descendant U^{233} , Th^{229} , Ac^{225} (HydE64)
Bi^{214} (RaC)	19.7 m (CuriM31) 19.9 m (DaniH56)	β^- 99+% (CuriM31) α 0.021% (WaleR60) Δ -1.19 (MTW)	A chem, genet (CuriM31) daughter Pb^{214} (RaB), daughter At^{218} , parent Po^{214} (RaC'), parent Tl^{210} (RaC''); descendant Fr^{222} (HydE50a, HydE51a)	β^- 3.26 max γ 0.609 (47%), 0.769 (5%), 0.935 (3%), 1.120 (17%), 1.238 (6%), 1.378 (5%), 1.40 (4%, complex), 1.509 (2%), 1.728 (3%), 1.764 (17%), 1.848 (2%), 2.117 (1%), 2.204 (5%), 2.445 (2%) α 5.51 (0.008%), 5.45 (0.012%) daughter radiations from Po^{214}	descendant Ra^{226} (HydE64)
Bi^{215}	7 m (NurM65a) 8 m (HydE53)	β^- (HydE53) Δ 1.7 (MTW)	A chem, genet (HydE53) daughter At^{219} , parent Po^{215} (AcA) (HydE53)	daughter radiations from Po^{215} , Po^{211}	descendant Ac^{227} , natural source (HydE53, HydE64)
$^{84}\text{Po}^{193}$	short (SiiA65b)	α (SiiA65b)	E excit, decay charac (SiiA65b)	α 7.0	F^{19} on Re (SiiA65b)
Po^{194}	0.5 s (SiiA65b) others (TovP58)	α (SiiA65b)	B excit, decay charac (SiiA65b)	α 6.85	F^{19} on Re (SiiA65b)
Po^{195}	3 s (SiiA65b) others (TovP58)	α (SiiA65b)	B excit, decay charac (SiiA65b)	α 6.63	F^{19} on Re (SiiA65b)
Po^{195m}	1.4 s (SiiA65b)	α (SiiA65b)	B excit, decay charac (SiiA65b)	α 6.72	F^{19} on Re (SiiA65b)
Po^{196}	6 s (SiiA65b) 4 s (TovP58)	α (SiiA65b, TovP58)	B excit, decay charac (TovP58, SiiA65b) formerly assigned to Po^{193} (TovP58)	α 6.53	Bi^{209} (p, 14n) (TovP58) F^{19} on Re (SiiA65b)

Isotope Z A	Half-life	Type of decay (α, β); % abundance; Mass excess ($\Delta = M - A$), MeV ($C^{12} = 0$); Thermal neutron cross section (σ), barns	Class; Identification; Genetic relationships	Major radiations: approximate energies (MeV) and intensities	Principal means of production
$^{197}_{84}\text{Po}$	54 s (SiiA65b) 58 s (BrunC65a)	α a (SiiA65b, BrunC65a)	B excit (SiiA65b) chem (BrunC65a)	α 6.30	F^{19} on Re (SiiA65b) Bi^{209} (p, 13n) (BrunC65a)
$^{197m}_{84}\text{Po}$	25 s (SiiA65b) 29 s (BrunC65a) others (TovP58, AttH59a)	α a (SiiA65b, BrunC65a)	B decay charac (TovP58) chem (AttH59a, BrunC65a) excit (SiiA65b)	α 6.39	Bi^{209} (p, 13n) (BrunC65a, TovP58) F^{19} on Re (SiiA65b) $\text{Ne}^{20, 22}$ on W (AttH59a)
$^{198}_{84}\text{Po}$	1.7 m (SiiA65b, BrunC65a, BrunC64) 1.8 m (AttH59a, AttH59) others (AttH56)	α a >34% (BrunC65a)	B chem (AttH56, AttH59a) excit (SiiA65b) chem, genet (BrunC65a) ancestor Tl^{198} (BrunC65a) formerly assigned to Po^{196} (AttH56, AttH59a, AttH59, BrunC64)	α 6.16	Bi^{209} (p, 12n) (BrunC65a) C^{12} on Pt (AttH59) F^{19} on Re (SiiA65b) $\text{Ne}^{20, 22}$ on W (AttH59a)
$^{199}_{84}\text{Po}$	5.0 m (TieE65) 5.2 m (BrunC65a) others (RosS54b, AttH59, BrunC64)	α EC 97.3%, α 2.7% (BrunC65a)	A chem (RosS54b) chem, mass spect (TieE65) chem, genet (BrunC65a) ancestor Tl^{199} (BrunC65a) formerly assigned to Po^{198} (RosS54b, AttH59, BrunC64)	α 5.94	Bi^{209} (p, 11n) (BrunC65a, TieE65)
$^{199m}_{84}\text{Po}$	4.2 m (SiiA65b) 4.1 m (TieE65, BrunC65a) others (RosS54b, AttH59, AttH59a, BrunC64)	α EC 74%, α 26% (BrunC65a)	A chem (RosS54b) excit (SiiA65b) chem, mass spect (TieE65) chem, genet (BrunC65a) ancestor Tl^{199} (BrunC65a) formerly assigned to Po^{197} (RosS54, AttH59, AttH59a, BrunC64)	α 6.05	Bi^{209} (p, 11n) (TieE65, BrunC65a) F^{19} on Re (SiiA65b)
$^{200}_{84}\text{Po}$	10.5 m (HoffR63) 11.4 m (SiiA65b, TieE65, BrunC65, BrunC65a) others (KarrD51a, AttH59, ForW61a, RosS54b, BrunC64)	α EC 88%, α 12% (BrunC65a) Δ -16 (MTW)	A chem (KarrD51a) chem, mass spect (ForW61a, TieE65) parent Bi^{200} (KarrD51a) daughter At^{200} (HoffR63) ancestor Tl^{200} (BrunC65a) formerly assigned to Po^{199} (RosS54b, AttH59, ForW61a, BelyB61, BelyB62, BrunC64)	α 5.86	C^{12} on Pt (ForW61a, AttH59, BrunC65) Au^{197} (C^{12} , 9n) At^{200} (EC) (HoffR63) Bi^{209} (p, 10n) (BrunC64, BrunC65, TieE65)
$^{201}_{84}\text{Po}$	15.1 m (TieE65) 15 m (HoffR63) others (ForW61a, BelyB61, AttH59, BrunC65a, BrunC65, KarrD51a, BrunC64)	α EC 98.9%, α 1.1% (BrunC65a) EC 99.2%, α 0.8% (BelyB61, BelyB62) Δ -16 (MTW)	A chem, genet (KarrD51a, SiiA64) chem, mass spect (ForW61a, TieE65) parent Bi^{201m} (SiiA64, KarrD51a) parent Bi^{201} (?) (KarrD51a) daughter At^{201} (HoffR63) ancestor Tl^{201} (BrunC65a)	α 5.68 daughter radiations from Bi^{201m}	Bi^{209} (p, 9n) (BrunC64, BrunC65a, TieE65) C^{12} on Pt (AttH59, ForW61a) daughter At^{201} (HoffR63)
$^{201m}_{84}\text{Po}$	8.9 m (TieE65) 9 m (HoffR63, BrunC65a, BrunC65) others (BrunC65, RosS54b)	α α 3%, EC 97% (BrunC65a) α (RosS54b, HoffR63)	A chem (RosS54b) excit, decay charac (HoffR63) chem, mass spect (TieE65) ancestor Tl^{201} (BrunC65a) formerly assigned to Po^{200} (RosS54b, AttH59, ForW61a, BelyB61, BrunC64)	α 5.78	Bi^{209} (p, 9n) (TieE65, BrunC65a) C^{12} on Pt (BrunC65)
$^{202}_{84}\text{Po}$	45 m (BelyB61, HoffR63, TieE65) others (StonA57, RosS54b, BurcW54, AttH59, ForW61a, BrunC64, BrunC65, BrunC65a)	α EC 98%, α 2% (StonA57) Δ -18 (MTW)	A chem, genet, excit (KarrD51) chem, genet, mass spect (ForW61a, ForW61) parent Bi^{202} (KarrD51) daughter At^{202} (ForW61, HoffR63) daughter Rn^{206} (StonA57, MomF55a)	α 5.58 daughter radiations from Bi^{202} , Pb^{198}	Bi^{209} (p, 8n) (BrunC64, BrunC65a) C^{12} on Pt (ForW61a, BrunC65) Au^{197} (C^{12} , 7n) At^{202} (EC) (ForW61, HoffR63)
$^{203}_{84}\text{Po}$	42 m (BellRE56) 47 m (KarrD51)	α EC 99%, α 0.02% (BelyB62, BelyB61) Δ -17 (MTW)	A chem, genet (ForW61, KarrD51) parent Bi^{203} (KarrD51) daughter At^{203} (ForW61)	α 5.49 daughter radiations from Bi^{203}	Bi^{209} (p, 7n) (BellRE56, KarrD51) Au^{197} (C^{12} , 6n) At^{203} (EC) (ForW61)

Isotope Z A	Half-life	Type of decay (α, β, γ); % abundance; Mass excess ($\Delta \approx M-A$), MeV ($C^{22}=0$); Thermal neutron cross section (σ), barns	Class; Identification; Genetic relationships	Major radiations: approximate energies (MeV) and intensities	Principal means of production
$^{84}\text{Po}^{204}$	3.6 h (ForW61a) others (BelyB61, KarrD51, RosS54b, BurcW56)	α EC 99+%, α 0.6% (BelyB63) Δ -18 (MTW)	A chem, genet (KarrD51) daughter Rn ²⁰⁸ (MomF55a) parent Bi ²⁰⁴ , parent Pb ²⁰⁰ (KarrD51) daughter At ²⁰⁴ (ThorP64)	α 5.38 daughter radiations from Bi ²⁰⁴	Bi ²⁰⁹ (p, 6n) (AxeS61) Au ¹⁹⁷ (C ¹² , 5n) At ²⁰⁴ (EC) (HofR63, ForW61, LatR61, ThorP64) Pt ¹⁹⁶ (C ¹² , 4n) (AttH59, ForW61a) alphas on Pb (KarrD51)
Po^{205}	1.8 h (BellRE56) others (KarrD51)	α EC 99+%, α 0.07% (HallK51) Δ -18 (MTW)	A chem, genet, sep isotopes, excit (KarrD51) chem, mass spect (ForW61a) parent Bi ²⁰⁵ , parent Pb ²⁰¹ (KarrD51) daughter At ²⁰⁵ (BartoG51)	α 5.25	Bi ²⁰⁹ (p, 5n) (BellRE56, AxeS61) Pb ²⁰⁴ (α , 3n) (KarrD51)
Po^{206}	8.8 d (ArbE57, JohnW56) others (TemD47, BarabS57, BurcW54)	α EC 95%, α 5% (MomF55a) no β^+ , lim 0.1% (ArbE57) others (TemD47) Δ -18.33 (MTW)	A chem, genet, sep isotopes (TemD47) chem, mass spect (ForW61a) parent Bi ²⁰⁶ (TemD47) daughter Rn ²¹⁰ (MomF55a, MomF52) daughter At ²⁰⁶ (ThorP64)	γ Bi X-rays, 0.286 (\uparrow 35), 0.338 (\uparrow 40), 0.51 (\uparrow 100, complex), 0.807 (\uparrow 60), 1.02 (\uparrow 85, complex) e^- 0.045, 0.196, 0.248 α 5.22 (5%) daughter radiations from Bi ²⁰⁶	Bi ²⁰⁹ (p, 4n) (AxeS61) Pb ²⁰⁴ (α , 2n) (TemD47) Pb ²⁰⁶ (α , 4n) (JohnW56)
Po^{207}	5.7 h (BellRE56, TemD47) 6.2 h (JohnW56)	α EC 99+%, α \approx 0.01% (TemD47) β^+ 0.5% (ArbE58a) Δ -17.14 (MTW)	A chem, excit, sep isotopes (TemD47) chem, genet (StonA56) daughter Rn ²¹¹ (StonA56) daughter At ²⁰⁷ (BartoG51)	γ Pb X-rays, 0.25 (\uparrow 5), 0.35 (\uparrow 4), 0.41 (\uparrow 13), 0.74 (\uparrow 36), 0.95 (\uparrow 84), 1.15 (\uparrow 6), 1.37 (\uparrow 4), 2.06 (\uparrow 1.6), others, all γ rays complex e^- 0.159, 0.255, 0.315, 0.652, 0.902, many others β^+ 1.14 max α 5.11	Bi ²⁰⁹ (p, 3n) (BellRE56) Pb ²⁰⁶ (α , 3n) (JohnW56)
Po^{207m}	2.8 s (HargC62)	α IT (HargC62) Δ -15.75 (LHP, MTW)	B excit, critical abs (HargC62)	γ Po X-rays, 0.26 (42%), 0.31 (40%), 0.82 (100%) e^- 0.22, 0.24	Bi ²⁰⁹ (p, 3n) (HargC62)
Po^{208}	2.93 y (TemD50)	α α (TemD47) EC \approx 0.006% (AsaF57a) Δ -17.47 (MTW)	A chem, excit, sep isotopes (TemD47) chem, mass spect (ForW61) daughter Rn ²¹² , daughter At ²⁰⁸ (HydE50, MomF52)	α 5.11 γ Bi X-rays, 0.285 (0.003%), 0.60 (0.006%, complex)	Bi ²⁰⁹ (d, 3n) (Ram1W59) Bi ²⁰⁹ (p, 2n) (AndrC56)
Po^{209}	103 y sp act (AndrC56)	α α 99+%, EC \approx 0.5% (Perlm150, AsaF57a) Δ -16.37 (MTW)	A chem, excit (KellE49) daughter At ²⁰⁹ (BartoG51)	α 4.88 (99%) γ Bi X-rays, 0.261 (0.4%, complex), 0.91 (0.5%) e^- 0.173	Bi ²⁰⁹ (d, 2n) (Ram1W59) Bi ²⁰⁹ (p, n) (AndrC56)
Po^{210} (RaF)	138.40 d (EicJ54) others (CurtM53, GinD53, BeamW49, TemD47, Hurd40, CorkJ40, Curim31)	α α : β stable (cons energy) (ForB58) Δ -15.95 (MTW) σ_c <0.03 (to Po ²¹¹) <0.0005 (to Po ^{211m}) (GoldmDT64)	A chem, genet (Curim31) daughter Bi ²¹⁰ (RaE); daughter Bi ^{210m} (0.4%) (LevyH54) daughter At ²¹⁰ (KellE49, BartoG51)	α 5.305 (100%) γ 0.803 (0.0011%)	daughter Bi ²¹⁰ from natural source or Bi ²⁰⁹ (n, γ) Bi ²¹⁰ (β^-) (HydE64)
Po^{211} (AcC')	0.52 s (SpiesF54, LeiR51) others (TovP58, WinnM54a)	α α : β stable (cons energy) (ForB58) Δ -12.43 (MTW)	A genet (Curim31) daughter Bi ²¹¹ (AcC); daughter At ²¹¹ (CorsD40, CorsD40a) daughter Rn ²¹⁵ (MeiW52) not parent Pb ^{207m} lim 0.005% (FrieG53) not daughter Po ^{211m} , lim 1% (JentW54)	α 7.45 (99%) γ 0.570 (0.5%), 0.90 (0.5%)	descendant Ac ²²⁷ (HydE64)
Po^{211m}	25 s (JentW54, SpiesF54, KarnV62) others (WinnM54a)	α α (SpiesF54) Δ -11.00 (LHP, MTW)	A chem, excit (SpiesF54) genet energy levels (JentW54) parent Pb ^{207m} (JentW54) not parent Po ²¹¹ , lim 1% (JentW54) not daughter At ²¹¹ , lim 0.01% (SpiesF54)	α 8.88 (7%), 7.28 (91%) γ 0.570 (92%), 1.063 (77%) e^- [0.482, 0.975, 1.048]	Pb ²⁰⁸ (α , n) (SpiesF54) Bi ²⁰⁹ (α , pn) (Perlm162)

Isotope Z A	Half-life	Type of decay (α, β, γ); % abundance; Mass excess ($\Delta \approx M-A$), MeV ($C^{12}=0$); Thermal neutron cross section (σ), barns	Class; Identification; Genetic relationships	Major radiations: approximate energies (MeV) and intensities	Principal means of production
$^{84}\text{Po}^{212}$ (ThC')	3.04×10^{-7} s delay coinc (BunyD49) others (FlaF62, HillJ48, JelJ48, VNamF49, DunwJ39, BradH43, HayaT53)	α a; β stable (cons energy) (ForB58) Δ -10.37 (MTW)	A genet (CuriM31) daughter Bi^{212} (ThC); daughter Rn^{216} (MeiW49, MeiW51)	α 8.78 (100%); also long range α 's following decay of Bi^{212} parent	descendant Th^{228} (HydE64)
$\text{Po}^{212\text{m}}$	45 s (PerlmI62) others (KarnV62)	α a, no IT, lim 1.5% (PerlmI62) Δ -7.44 (LHP, MTW)	A chem, cross bomb, genet energy levels (PerlmI62)	α 11.65 (97%) γ 0.57 (2%), 2.61 (2.6%)	Bi^{209} (a, p), Pb^{208} ($\text{B}^{11}, \text{Li}^7$) (PerimI62)
Po^{213}	4.2×10^{-6} s delay coinc (JelJ48)	α a (HageF47, EnglA47) Δ -6.66 (MTW)	A genet (HageF47, EnglA47) daughter Bi^{213} , parent Pb^{209} (HageF47, EnglA47, HageF50) daughter Rn^{217} , parent Pb^{209} (MeiW49, MeiW51)	α 8.38	daughter Bi^{213} (HydE64)
Po^{214} (RaC')	1.64×10^{-4} s delay coinc (DobT61, DarG50) others (OgiK60, BallR53, DunwJ39, RotJ41a, WardAG42, JacoJ43, LunA47, BunyD48, RowS47)	α a; β stable (cons energy) (ForB58) Δ -4.47 (MTW)	A genet (CuriM31) daughter Bi^{214} (RaC), parent Pb^{210} (RaD) daughter Rn^{218} (StuM48)	α 7.69 (100%); also long range α 's, principally 9.06 (0.0022%), following decay of Bi^{214} parent γ 0.799 (0.014%)	descendant Ra^{226} , from natural source descendant U^{230} (HydE64)
Po^{215} (AcA)	1.778×10^{-3} s delay coinc (VolY61) others (WardAG42)	α a 99+%, β^- 0.00023% (AviP50) a 99+%, β^- 0.0005% (KarlB44) Δ -0.52 (MTW)	A genet (CuriM31) daughter Rn^{219} (An), parent Pb^{211} (AcB); parent At^{215} (KarlB44) daughter Bi^{215} (HydE53)	α 7.38 (100%) daughter radiations from Pb^{211} , etc.	descendant Ac^{227} , from Ra^{226} (n, γ) Ra^{227} (β^-), or natural source (HydE64)
Po^{216} (ThA)	0.145 s (DiaH63) others (WardAG42)	α a; β stable (cons energy) (ForB58) others (KarlB43a) Δ 1.78 (MTW)	A genet (CuriM31) daughter Rn^{220} (Tn), parent Pb^{212} (ThB)	α 6.78 (100%) daughter radiations from Pb^{212} , etc.	descendant Th^{228} (HydE64)
Po^{217}	<10 s (MomF56)	α a (MomF56) no β^- , lim 0.1% (ValliK64) Δ 6 (MTW)	B genet (MomF56) daughter Rn^{221} (MomF56, MornF52)	α 6.55	daughter Rn^{221} (MomF52)
Po^{218} (RaA)	3.05 m (CuriM31)	α a 99+%, β^- 0.0185% (WaleR59a) others (HieF52) Δ 8.38 (MTW)	A chem, genet (CuriM31) daughter Rn^{222} (Rn), parent Pb^{214} (RaB); parent At^{218} (KarlB43)	α 6.00 (100%) daughter radiations from Pb^{214} , Bi^{214} , Po^{214}	descendant Ra^{226} , from natural source (HydE64)
$^{85}\text{At}^{200}$	0.9 m (HoffR63) others (BartoG51)	α a (HoffR63) a, EC (BartoG51)	B chem, excit (BartoG51) chem, excit, genet (HoffR63) parent Po^{200} (HoffR63)	α 6.47, 6.42	Au^{197} ($\text{C}^{12}, 9n$) (HofR63)
At^{201}	1.5 m (HoffR63) others (BartoG51)	α a, EC (HoffR63)	A chem, excit, genet (HoffR63) parent Po^{201} (HoffR63) daughter Fr^{205} (GrifR64)	α 6.35 daughter radiations from Bi^{197} , Po^{201}	Au^{197} ($\text{C}^{12}, 8n$) (ThomT62)
At^{202}	3.0 m (LatR61, HoffR63) others (ForW61)	α EC 88%, a 12% (LatR61) Δ -10 (MTW)	A chem, mass spect (ForW61) chem, excit, genet (HoffR63) parent Po^{202} (ForW61, HoffR63)	α 6.23 (4.3%), 6.12 (7.7%) daughter radiations from [Bi^{198}], Po^{202}	Au^{197} ($\text{C}^{12}, 7n$) (ThomT62)
At^{203}	7.4 m (LatR61, HoffR63) others (ForW61, BartoG51, BurcW56)	α EC 86%, a 14% (LatR61) Δ -11 (MTW)	A chem, excit (BartoG51, MillJF50) chem, mass spect (ForW61) parent Po^{203} (ForW61)	α 6.09 daughter radiations from Po^{203} , Bi^{199} , etc.	Au^{197} ($\text{C}^{12}, 6n$) (ThomT62)
At^{204}	9.3 m (LatR61, HoffR63) 8.9 m genet (ThorP64) others (ForW61)	α EC 95.5%, a 4.52% (LatR61) Δ -11 (MTW)	A chem, mass spect (ForW61) chem, genet (ThorP64) chem, excit (HoffR63) parent Po^{204} (ThorP64)	α 5.95 [daughter radiations from Po^{204} , Bi^{200}]	Au^{197} ($\text{C}^{12}, 5n$) (HoffR63, ForW61, LatR61) Bi^{209} (a, 9n) (ThorP64)

Isotope Z A	Half-life	Type of decay (α, β, γ); % abundance; Mass excess ($\Delta = M - A$), MeV ($C^{12}=0$); Thermal neutron cross section (σ), barns	Class; Identification; Genetic relationships	Major radiations: approximate energies (MeV) and intensities	Principal means of production
$^{204}_{85}\text{At}$	≈ 25 m genet (BartoG51)	α EC (BartoG51)	G chem, excit, genet (BartoG51) activity not observed (ThorP64, LatR61)		alphas on Bi 209 (BartoG51)
$^{205}_{85}\text{At}$	26.2 m (HoffR63, LatR61) others (BartoG51, BurcW54, ForW61, BurcW56)	α EC 82%, α 18% (LatR61) Δ -13 (MTW)	A chem, mass spect (ForW61) chem, excit, genet (BartoG51, MillJF50) parent Po 205 (BartoG51) daughter Fr 209 (GrifR64)	α 5.90 daughter radiations from Po 205 , Bi 201 , Pb 201 , pb 201m , Tl 201	Au 197 (C^{12} , 4n) (ThomT62) Bi 209 (α , 8n) (BartoG51) Au 197 (N^{14} , 6n) [Rn 205] (EC) (HoffR63, ForW61)
$^{206}_{85}\text{At}$	32.8 m (ThorP64) 29.5 m (LatR61) 31 m (HoffR63)	α $\alpha \approx 88\%$, EC $\approx 12\%$ (LatR61) Δ -12 (MTW)	A chem, mass spect (ForW61) chem, genet (ThorP64) parent Po 206 (ThorP64)	α 5.70 (88%) γ Bi X-rays, Po X-rays, 0.068 (10%) e^- 0.052, 0.064 daughter radiations from Bi 202 , Po 206	Au 197 (C^{12} , 3n) (ForW61, LatR61, HoffR63) Au 197 (N^{14} , 5n) Rn 206 (EC) (HoffR63) Bi 209 (α , 7n) (ThorP64)
$^{206}_{85}\text{At}$	2.9 h (StonA56) 2.6 h (BartoG51)	α EC (BartoG51)	G chem, excit, genet (BartoG51) activity not observed (ThorP64)		alphas on Bi (BartoG51)
$^{207}_{85}\text{At}$	1.8 h (BurcW54, StonA57, ForW61) 2.0 h (BartoG51)	α EC $\approx 90\%$, $\alpha \approx 10\%$ (BartoG51, TemD48a) Δ -13.41 (LHP, MTW)	A chem, excit, genet (TemD48a, BartoG51) parent Po 207 , parent Bi 203 (BartoG51) daughter Rn 207 (BurcW54, StonA57) daughter Fr 211 (GrifR64)	α 5.76 daughter radiations from Po 207 , Bi 203 , Pb 203	Bi 209 (α , 6n) (TemD48a, BartoG51) Au 197 (N^{14} , 4n) Rn 207 (EC) (HoffR63)
$^{208}_{85}\text{At}$	1.6 h (StonA56, ForW61) 1.7 h (BartoG51)	α EC 994%, α 0.5% (HydE50) Δ -12 (MTW)	A chem, genet (HydE50, ThorP64) chem, mass spect (ForW61) daughter Fr 212 , parent Po 208 (HydE50, MomF52)	γ Po X-rays, 0.18 (25%), 0.25, 0.66 (100%) α 5.65 daughter radiations from Bi 204	Bi 209 (α , 5n) (ThorP64)
$^{208}_{85}\text{At}$	6.3 h genet (BartoG51)	α EC (BartoG51)	G chem, excit, genet (BartoG51) activity not observed (ThorP64)		alphas on Bi 209 (BartoG51)
$^{209}_{85}\text{At}$	5.5 h (ForW61, BartoG51)	α EC $\approx 95\%$, $\alpha \approx 5\%$ (BartoG51) Δ -12.89 (MTW)	A chem, genet, excit (BartoG51) chem, mass spect (ForW61) parent Po 209 , parent Bi 205 (BartoG51) daughter Rn 209 (MomF52, MomF55a) daughter Fr 213 (GrifR64)	γ Po K X-rays, 0.195 (23%), 0.545 (62%), 0.780 (94%) e^- 0.076, 0.102, 0.178, 0.451, 0.686 α 5.65 (5%)	Bi 209 (α , 4n) (RamlW59)
$^{210}_{85}\text{At}$	8.3 h (KellE49)	α EC 994%, α 0.17% (HoffR53) Δ -12.12 (MTW)	A chem, genet, excit (KellE49) parent Po 210 (RaF) (KellE49, BartoG51) parent Bi 206 (NeumH50b)	γ Po X-rays, 0.245 (79%), 1.180 (100%), 1.436 (29%), 1.483 (48%), 1.599 (14%) e^- 0.023, 0.031, 0.043, 0.152, 0.229 α 5.52 (0.05%), 5.44 (0.05%), 5.36 (0.06%)	Bi 209 (α , 3n) (RamlW59)
$^{211}_{85}\text{At}$	7.21 h (AppE61) others (GrayP56, CorsD40, KellE49, CroffP64)	α α 40.9%, EC 59.1% (NeumH51) Δ -11.64 (MTW)	A chem, excit, genet (CorsD40, KellE49) parent Bi 207 (NeumH51) daughter Rn 211 (MomF55a, MomF52) parent Po 211 (AcC^1) (CorsD40, CorsD40a) not parent Po 211m , lim 0.01% (SpiesF54)	α 5.868 γ Po X-rays, 0.67 (weak) daughter radiations from Po 211	Bi 209 (α , 2n) (RamlW59)
$^{212}_{85}\text{At}$	0.30 s (JonWB63) others (RitJ62, WinnM54a)	α α (JonWB63) EC unstable (cons energy) (MTW) Δ -8.64 (MTW)	B excit, decay charac (JonWB63)	α 7.66 (80%), 7.60 (20%) e^- 0.047, 0.059	Bi 209 (α , n) (JonWB63)

Isotope Z A	Half-life	Type of decay (α, β, γ); % abundance; Mass excess ($\Delta = M - A$), MeV ($C^{12} = 0$); Thermal neutron cross section (σ), barns	Class; Identification; Genetic relationships	Major radiations: approximate energies (MeV) and intensities	Principal means of production
$^{212m}_{85}\text{At}$	0.12 s (JonWB63) others (RitJ62)	α , no IT, lim 1% (JonWB63) β^- , EC unstable (cons energy) (MTW) Δ -8.42 (LHP, MTW)	B excit, decay charac (JonWB63)	α 7.88 (20%), 7.82 (80%) e 0.047, 0.059	$\text{Bi}^{209}_{(a,n)}$ (JonWB63)
At^{213}	[short] (KeyJ51)	α (KeyJ51) Δ -6.5 (MTW)	E genet, decay charac (KeyJ51) descendant Pa^{225} (KeyJ51)	α 9.2	descendant Pa^{225} (KeyJ51)
At^{214}	$\approx 2 \times 10^{-6}$ s est (MeiW51)	α (MeiW49) EC unstable (cons energy) (MTW) Δ -3.42 (MTW)	B genet (MeiW49) daughter Fr^{218} (MeiW49, MeiW51)	α 8.78 (99%)	descendant Pa^{226} (MeiW49, MeiW51)
At^{215}	$\approx 10^{-4}$ s delay coinc (GhiA48, MeiW51)	α (KarlB44, GhiA48) Δ -1.25 (MTW)	A genet (KarlB44, GhiA48) daughter Fr^{219} , parent Bi^{211} (AcC) (GhiA48, MeiW51, MeiW49) daughter Po^{215} (AcA), parent Bi^{211} (AcC) (KarlB44)	α 8.01 daughter radiations from Bi^{211} , etc.	descendant Pa^{227} (HydE64)
At^{216}	$\approx 3 \times 10^{-4}$ s delay coinc (MeiW49, MeiW51)	α (KarlB43a, GhiA48) β^- , EC unstable (cons energy) (MTW) Δ 2.25 (MTW)	A genet (GhiA48) daughter Fr^{220} , parent Bi^{212} (ThC) (GhiA48, MeiW51) parent Bi^{212} (ThC) (KarlB43a)	α 7.80 (97%)	descendant Pa^{228} (HydE64)
At^{217}	0.0323 s delay coinc (DiaH63) others (HageF47, HageF50, EngLA47)	α (EngLA47, HageF47) β^- unstable (cons energy) (MTW) Δ 4.38 (MTW)	A genet (EngLA47, HageF47) daughter Fr^{221} , parent Bi^{213} (EngLA47, HageF47, HageF50, CranT48)	α 7.07 (99%) daughter radiations from Bi^{213} , etc.	descendant Ac^{225} (EngLA47, HageF47)
At^{218}	1.5-2.0 s (WaleR48) others (KarlB43)	α (KarlB43) α 99%, β^- 0.1% (WaleR48) Δ 8.11 (MTW)	B genet (KarlB43, WaleR59a) daughter Po^{218} (RaA), parent Bi^{214} (RaC) (KarlB43, WaleR48, WaleR59a)	α 6.70 (94%), 6.65 (6%) daughter radiations from Rn^{218} , Bi^{214} , etc.	daughter Po^{218} (KarlB43, WaleR48)
At^{219}	0.9 m (HydE53)	α \approx 97%, β^- \approx 3% (HydE53) Δ 10.5 (MTW)	B chem, genet (HydE53) daughter Fr^{223} (AcK), parent Rn^{219} (An), parent Bi^{215} (HydE53)	α 6.28 daughter radiations from Bi^{215} , Rn^{219} , etc.	descendant Ac^{227} , natural source (HydE53)
$^{<202}_{86}\text{Rn}$	short (NurM66)	α (NurM66)	F excit (NurM66)	α 6.90	O^{16} on Pt, N^{14} on Au, C^{12} on Hg (NurM66)
$\text{Rn}^{<202}$	1 s (NurM66)	α (NurM66)	F excit (NurM66)	α 6.85	O^{16} on Pt, N^{14} on Au, C^{12} on Hg (NurM66)
$\text{Rn}^{201?}$	3 s (NurM66)	α (NurM66)	E cross bomb, excit (NurM66)	α 6.77	$\text{Au}^{197}(\text{N}^{14}, 10n)$, O^{16} on Pt (NurM66)
$\text{Rn}^{<202}$	<1 s (NurM66)	α (NurM66)	F excit (NurM66)	α 6.69	O^{16} on Pt, N^{14} on Au, C^{12} on Hg (NurM66)
Rn^{202}	13 s (NurM66)	α (NurM66)	D cross bomb, excit (NurM66)	α 6.64	$\text{Au}^{197}(\text{N}^{14}, 9n)$, O^{16} on Pt, C^{12} on Hg (NurM66)
Rn^{203}	45 s (NurM66)	α (NurM66)	D cross bomb, excit (NurM66)	α 6.50	$\text{Au}^{197}(\text{N}^{14}, 8n)$, O^{16} on Pt, C^{12} on Hg (NurM66)
Rn^{203m}	28 s (NurM66)	α (NurM66)	D cross bomb, excit (NurM66)	α 6.55	$\text{Au}^{197}(\text{N}^{14}, 8n)$, O^{16} on Pt, C^{12} on Hg (NurM66)

Isotope Z A	Half-life	Type of decay (α, β, γ); % abundance; Mass excess ($\Delta = M - A$, MeV ($C^{12} = 0$); Thermal neutron cross section (σ), barns	Class; Identification; Genetic relationships	Major radiations: approximate energies (MeV) and intensities	Principal means of production
$^{204}_{86}\text{Rn}$	75 s (NurM66)	α (NurM66) Δ -7 (MTW)	B cross bomb, excit (NurM66)	α 6.42 [daughter radiations from Po^{200}]	$\text{Au}^{197}(\text{N}^{14}, 7n)$, O^{16} on Pt, C^{12} on Hg (NurM66)
Rn^{205}	1.8 m (NurM66)	α (NurM66) Δ -7 (MTW)	B cross bomb, excit (NurM66) 6.29 α ($t_{1/2}$ 3 m) formerly assigned to Rn^{204} (StonA57, MomF55)	α 6.26	$\text{Au}^{197}(\text{N}^{14}, 6n)$, O^{16} on Pt, C^{12} on Hg (NurM66)
Rn^{206}	6.5 m (BurcW54, NurM66) others (StonA57, BarabS57, WinnM54a)	α 65%, EC 35% (StonA57, MomF55a) α 22%, EC 78% (BarabS57) Δ -9 (MTW)	B chem, genet (BurcW54, StonA57) parent Po^{202} (StonA57, MomF55a) 6.29 α ($t_{1/2}$ 3 m) formerly assigned to Rn^{204}	α 6.26 daughter radiations from At^{206} , Po^{202} , etc.	$\text{Au}^{197}(\text{N}^{14}, 5n)$ (BurcW54, StonA57, NurM66) C^{16} on Hg, O^{16} on Pt (NurM66)
Rn^{207}	11 m (BurcW54) 10 m (StonA57)	α EC 96%, α 4% (StonA57, MomF55a) Δ -9 (MTW)	A chem, genet (BurcW54) parent At^{207} (BurcW54, StonA57)	α 6.15 daughter radiations from At^{207} , Po^{203} , etc.	$\text{Au}^{197}(\text{N}^{14}, 4n)$ (StonA57, BurcW54)
Rn^{208}	23 m (MomF55a) 21 m (StonA57)	α EC \approx 80%, α \approx 20% (MomF55a, StonA57) Δ -10 (MTW)	B chem, genet (MomF55a) parent Po^{204} (MomF55a)	α 6.15 daughter radiations from At^{208} , Po^{204} , Bi^{204}	$\text{Au}^{197}(\text{N}^{14}, 3n)$ (StonA57) protons on Th^{232} (MomF55a)
Rn^{209}	30 m (MomF55a)	α EC 83%, α 17% (MomF55a) Δ -9 (MTW)	B chem, genet (MomF55a) daughter Ra^{213} , parent At^{209} (MomF55a, MomF52)	α 6.04 daughter radiations from Po^{205} , At^{209}	daughter Ra^{213} , from protons on Th^{232} (MomF55a)
Rn^{210}	2.42 h (CrofP64) 2.7 h (MomF52, MomF55a) 2.1 h (GhiA49)	α α \approx 96%, EC \approx 4% (MomF55a) Δ -9.74 (MTW)	A chem, genet (MomF55a, MomF52) parent Po^{206} (MomF52, MomF55a)	α 6.04 daughter radiations from At^{210} , Po^{206}	protons on Th^{232} (MomF52, MomF55a)
Rn^{211}	15 h (CrofP64) 16 h (MomF52, MomF55a)	α EC 74%, α 26% Δ -8.75 (MTW)	A chem, genet (MomF52) mass spect (AstG63) parent At^{211} (MomF52, MomF55a) parent Po^{207} (StonA56)	α 5.85 (9%), 5.78 (17%) γ At X-rays, 0.445 (29%), 0.680 (74%), 0.865 (18%), 0.946 (21%), 1.13 (23%), 1.37 (38%) e^- 0.053, 0.065, 0.073, 0.153, 0.168, 0.200, 0.237, 0.349, 0.584, 0.665 daughter radiations from At^{211} , Po^{211}	protons on Th^{232} (MomF55, MomF55a)
Rn^{212}	25 m (CrofP64) 23 m (GhiA49, HydE50, MomF52)	α α (HydE50) Δ -8.66 (MTW)	A chem, genet (HydE50, GhiA49) daughter Fr^{212} , parent Po^{208} (HydE50, MomF52)	α 6.27	daughter Fr^{212} (HydE50)
Rn^{215}	$\approx 10^{-6}$ s est (MeiW52)	α α (MeiW52) Δ -1.2 (MTW)	B genet (MeiW52) daughter Ra^{219} , parent Po^{211} (Acc ¹) (MeiW52)	α 8.6 daughter radiations from Po^{211}	descendant U^{227} (HydE64)
Rn^{216}	4.5×10^{-5} s delay coinc (RuiC61)	α α (MeiW49, MeiW51) β stable (cons energy) (ForB58) Δ 0.25 (MTW)	A genet (MeiW49, MeiW51) daughter Ra^{220} , parent Po^{212} (ThC ¹) (MeiW49, MeiW51)	α 8.05 daughter radiations from Po^{212}	descendant U^{228} (HydE64)
Rn^{217}	5.4×10^{-4} s delay coinc (RuiC61) others (MeiW51)	α α (MeiW51) β stable (cons energy) (ForB58) Δ 3.65 (MTW)	A genet (MeiW49, MeiW51) daughter Ra^{221} , parent Po^{213} (MeiW49, MeiW51)	α 7.74 daughter radiations from Po^{213}	descendant U^{229} (MeiW49, MeiW51, HydE64)
Rn^{218}	0.035 s delay coinc (DiaH63) others (RuiC61, StuM48)	α α (StuM48) β stable (cons energy) (ForB58) Δ 5.22 (MTW)	A genet (StuM48) daughter Ra^{222} , parent Po^{214} (RaC ¹) (StuM48)	α 7.14 (99.8%) γ 0.609 (0.2%) daughter radiations from Po^{214}	descendant U^{230} (HydE64)

Isotope Z A	Half-life	Type of decay (α); % abundance; Mass excess ($\Delta = M - A$), MeV ($C^{12} = 0$); Thermal neutron cross section (σ), barns	Class; Identification; Genetic relationships	Major radiations: approximate energies (MeV) and intensities	Principal means of production
$^{219}_{86}\text{Rn}$ (An)	4.00 s (RodenH61) 3.92 s (CuriM31)	α ; β^- unstable (cons energy) (MTW) Δ 8.85 (MTW)	A chem, genet (CuriM31) daughter Ra^{223} (AcX), parent Po^{215} (AcA) daughter At^{219} (HydE53)	α 6.82 (81%), 6.55 (11%), 6.42 (8%) γ Po X-rays, 0.272 (9%), 0.401 (5%) e^- 0.179, 0.255, 0.308 daughter radiations from Po^{215} , etc.	descendant Th^{227} (HydE64)
$^{220}_{86}\text{Rn}$ (Tn)	55.3 s (GinJ63) 56.3 s (RodenH61) 54.5 s (CuriM31) 51.5 s (SchmH55)	α ; β stable (cons energy) (ForB58) Δ 10.61 (MTW) σ_c <0.2 (GoldmDT64)	A chem, genet (CuriM31) daughter Ra^{224} (ThX), parent Po^{216} (ThA)	α 6.29 (100%) γ 0.55 (0.07%) daughter radiations from Po^{216}	natural source, descendant Th^{228} (HydE64)
$^{221}_{86}\text{Rn}$	25 m (MomF56)	α $\beta^- \approx 80\%$, $\alpha \approx 20\%$ (MomF56) Δ 14 (MTW)	B chem, genet (MomF56, MomF52) parent Fr^{221} , parent Po^{217} (MomF56, MomF52)	α 6.0 daughter radiations from Fr^{221} , Po^{217} , etc.	protons on Th^{232} (MomF52)
$^{222}_{86}\text{Rn}$ (Rn)	3.8229 d (MarinP56) 3.825 d (TobJ55, TobJ51, RobeJ56a, CuriM31)	α ; β stable (cons energy) (ForB58) no β^- , $\text{lim } 1 \times 10^{-4}\%$ (KarlB46) Δ 16.39 (MTW) σ_c 0.7 (GoldmDT64)	A chem, genet (CuriM31) daughter Ra^{226} , parent Po^{218} (RaA)	α 5.49 (100%) γ 0.510 (0.07%) daughter radiations from Po^{218} , etc.	natural source (HydE64)
$^{223}_{86}\text{Rn}$	43 m (ButeF64)	α [β^-] (Bella61)	B genet, chem (Bella61, ButeF64) ancestor Ra^{223} (AcX) (Bella61, ButeF64)	daughter radiations from Fr^{223}	protons on Th^{232} (Bella61, ButeF64)
$^{224}_{86}\text{Rn}$	1.9 h (ButeF64)	α [β^-] (Bella61)	B genet, chem (Bella61, ButeF64) ancestor Ra^{224} (ThX) (Bella61, ButeF64)		protons on Th^{232} (Bella61)
$^{204}_{87}\text{Fr}$	2.0 s (GrifR64)	α (GrifR64)	C excit, decay charac (GrifR64)	α 7.03	$\text{Au}^{197}(\text{O}^{16}, 9n)$ (GrifR64)
$^{205}_{87}\text{Fr}$	3.7 s (GrifR64)	α (GrifR64)	B excit, genet (GrifR64) parent At^{201} (GrifR64)	α 6.92 daughter radiations from At^{201}	$\text{Au}^{197}(\text{O}^{16}, 8n)$ (GrifR64)
$^{206}_{87}\text{Fr}$	15.8 s (GrifR64)	α (GrifR64) Δ -0 (MTW)	B excit, cross bomb (GrifR64)	α 6.80	$\text{Au}^{197}(\text{O}^{16}, 7n)$, $\text{Tl}^{203}(\text{C}^{12}, 9n)$ (GrifR64)
$^{207}_{87}\text{Fr}$	19 s (GrifR64)	α (GrifR64) Δ -2 (MTW)	B excit, cross bomb (GrifR64)	α 6.78	$\text{Au}^{197}(\text{O}^{16}, 6n)$, $\text{Tl}^{203}(\text{C}^{12}, 8n)$ (GrifR64)
$^{208}_{87}\text{Fr}$	37 s (GrifR64)	α (GrifR64) Δ -2 (MTW)	B excit, cross bomb (GrifR64)	α 6.66	$\text{Au}^{197}(\text{O}^{16}, 5n)$, $\text{Tl}^{203}(\text{C}^{12}, 7n)$ (GrifR64)
$^{209}_{87}\text{Fr}$	55 s (GrifR64)	α (GrifR64) Δ -3 (MTW)	B genet, excit, cross bomb (GrifR64) parent At^{205} (GrifR64)	α 6.66	$\text{Au}^{197}(\text{O}^{16}, 4n)$, $\text{Tl}^{203}(\text{C}^{12}, 6n)$ (GrifR64)
$^{210}_{87}\text{Fr}$	2.6 m (GrifR64)	α (GrifR64) Δ -3 (MTW)	B excit, cross bomb (GrifR64)	α 6.56	$\text{Tl}^{203}(\text{C}^{12}, 5n)$, $\text{Tl}^{205}(\text{C}^{12}, 7n)$, $\text{Au}^{197}(\text{O}^{16}, 3n)$ (GrifR64)
$^{211}_{87}\text{Fr}$	3.1 m (GrifR64)	α (GrifR64) EC unstable (cons energy) (MTW) Δ -4.3 (MTW)	B chem, genet, excit (GrifR64) parent At^{207} (GrifR64)	α 6.56 daughter radiations from At^{207}	$\text{Tl}^{203}(\text{C}^{12}, 4n)$, $\text{Tl}^{205}(\text{C}^{12}, 6n)$ (GrifR64)
$^{212}_{87}\text{Fr}$	19.3 m (HydE50)	α EC 56%, α 44% (HydE50) Δ -4 (MTW)	A chem, genet (HydE50) chem, mass spect (MomF52) parent Rn^{212} , parent At^{208} (HydE50, MomF52)	α 6.42 (16%), 6.39 (17%), 6.35 (11%) daughter radiations from Rn^{212} , At^{208}	protons on Th^{232} (HydE50)

Isotope Z A	Half-life	Type of decay (α, β, γ); % abundance; Mass excess ($\Delta = M - A$), MeV ($C^{12} = 0$); Thermal neutron cross section (σ), barns	Class; Identification; Genetic relationships	Major radiations: approximate energies (MeV) and intensities	Principal means of production
$^{213}_{87}\text{Fr}$	34 s (GrifR64)	α a 99+%, EC 0.5% (GrifR64) Δ -3.55 (MTW)	A chem, genet, excit, cross bomb (GrifR64) parent At^{209} (GrifR64)	α 6.78	Tl^{205} ($C^{12}, 4n$), Pb^{208} ($B^{11}, 6n$) (GrifR64)
Fr^{217}	[short] (KeyJ51)	α (KeyJ51) EC unstable (cons energy) (MTW) Δ 4.4 (MTW)	E genet, decay charac (KeyJ51) descendant Pa^{225} (KeyJ51)	α 8.3	descendant Pa^{225} (KeyJ51)
Fr^{218}	5×10^{-3} s est (MeiW51)	α (MeiW51) EC unstable (cons energy) (MTW) Δ 7.00 (MTW)	B genet (MeiW49, MeiW51) daughter Ac^{222} , parent At^{214} (MeiW49, MeiW51)	α 7.85 (93%) daughter radiations from At^{214}	descendant Pa^{226} (MeiW49, MeiW51)
Fr^{219}	0.02 s delay coinc (MeiW51)	α (GhiA48) β stable (cons energy) (ForB58) Δ 8.61 (MTW)	A genet (GhiA48) daughter Ac^{223} , parent At^{215} (GhiA48, MeiW49, MeiW51)	α 7.31 daughter radiations from At^{215}	descendant Pa^{227} (HydE64)
Fr^{220}	27.5 s (MeiW51)	α (GhiA48) β^- , EC unstable (cons energy) (MTW) Δ 11.47 (MTW)	A genet (GhiA48) daughter Ac^{224} , parent At^{216} (GhiA48, MeiW49, MeiW51)	α 6.68 (85%), 6.64 (13%) daughter radiations from At^{216} , etc.	descendant Pa^{228} (HydE64)
Fr^{221}	4.8 m (HageF50) others (EngLA47)	α (EngLA47, HageF47) no β , lim 0.1% (Vallik64) β^- unstable (cons energy) (MTW) Δ 13.27 (MTW)	A chem, genet (HageF47, EngLA47) daughter Ac^{225} , parent At^{217} (EngLA47, HageF47, CranT48, HageF50) daughter Rn^{221} (MomF56, MomF52)	α 6.34 (82%), 6.12 (15%) γ At X-rays, 0.218 (14%) e^- 0.122, 0.202 daughter radiations from At^{217} , etc.	ancestor Th^{229} (EngLA47, HageF47, HageF50)
Fr^{222}	14.8 m (HydE50a)	β^- 99+%, α 0.01-0.1% (HydE51a) Δ 16.34 (MTW)	B chem, genet (HydE50a) parent Ra^{222} , ancestor Bi^{214} (RaC) (HydE50a, HydE51a)	daughter radiations from Ra^{222} , etc.	protons on Th^{232} (HydE50a)
Fr^{223} (AcK)	22 m genet (PereyM56, AdlJ55, PereyM39)	β^- (PereyM39a, GuiM47) $\alpha \approx 4 \times 10^{-3}\%$ (HydE53) $\alpha \approx 6 \times 10^{-3}\%$ (AdlJ55, PereyM56) Δ 18.40 (MTW)	A chem, genet (PereyM39, PereyM39b) daughter Ac^{227} , parent Ra^{223} (AcX) (PereyM39, PereyM39a, PereyM39b, PereyM41, PereyM46, GuiM47, LecM50) parent At^{219} (HydE53)	β^- 1.15 max e^- 0.031, 0.045, 0.062, 0.075 γ Ra L X-rays, 0.050 (40%), 0.080 (13%), 0.234 (4%)	natural source (HydE64)
Fr^{224}	<2m (ButeF64)	$[\beta^-]$ (Bella61) Δ 22 (MTW)	F genet (Bella61) daughter Rn^{224} , parent Ra^{224} (ThX) (Bella61)		daughter Rn^{224} (Bella61)
$^{213}_{88}\text{Ra}$	2.7 m (MomF55a)	α (MomF52) Δ -0 (MTW)	B chem, genet (MomF52) parent Rn^{209} (MomF52, MomF55a)	α 6.91	Pb^{206} ($C^{12}, 5n$), protons on Th^{232} (MomF52, MomF55)
Ra^{219}	$\approx 10^{-3}$ s est (MeiW52)	α (MeiW52) Δ 9.4 (MTW)	B genet (MeiW52) daughter Th^{223} , parent Rn^{215} (MeiW52)	α 8.0 daughter radiations from Rn^{215} , Po^{211}	descendant U^{227} (HydE64)
Ra^{220}	0.023 s (RuiC61)	α (MeiW51) Δ 10.27 (MTW)	A genet (MeiW49, MeiW51) daughter Th^{224} , parent Rn^{216} (MeiW49, MeiW51)	α 7.46 (99%) γ 0.465 (1%) daughter radiations from Rn^{216} , Po^{212}	descendant U^{228} (HydE64)
Ra^{221}	30 s (MeiW51) 28 s (TovP58)	α (MeiW51) β stable (cons energy) (ForB58) Δ 12.96 (MTW)	A chem, genet (MeiW49, MeiW51) daughter Th^{225} , parent Rn^{217} (MeiW49, MeiW51)	α 6.76 (30%), 6.67 (20%), 6.61 (34%), 6.59 (8%) γ Rn X-rays, 0.091 (3.5%), 0.151 (13%), 0.175 (2%) daughter radiations from Rn^{217} , etc.	descendant U^{229} (MeiW49, MeiW51, RuiC61)

Isotope Z A	Half-life	Type of decay (α, β, \dots); % abundance; Mass excess ($\Delta \approx M - A$, MeV ($C^{12}=0$); Thermal neutron cross section (σ), barns	Class; Identification; Genetic relationships	Major radiations: approximate energies (MeV) and intensities	Principal means of production
^{222}Ra 88	38 s (StuM48) 37 s (AsaF56)	α (StuM48) β stable (cons energy) (ForB58) Δ 14.32 (MTW)	A chem, genet (StuM48) daughter Th^{226} , parent Rn^{218} (StuM48) daughter Fr^{222} (HydE50a, HydE51a)	α 6.56 (96%) γ 0.325 (4%), 0.473 (0.007%), 0.52 (0.004%), 0.85 (0.003%) daughter radiations from Rn^{218} , etc.	descendant U^{230} (StuM48)
^{223}Ra (AcX)	11.435 d (KirH65) 11.2 d (CuriM31) 11.7 d (HageG54) others (BaeA53, SeaG47a)	α ; β stable (cons energy) (ForB58) Δ 17.26 (MTW) σ_c 130 (GoldmDT64)	A chem, genet (CuriM31) daughter Th^{227} (RdAc), parent Rn^{219} (An); daughter Ac^{223} (MeiW51) daughter Fr^{223} (AcK) (PereyM39, PereyM39a, PereyM39b, PereyM41, PereyM46, GuiM47, LecM50) descendant Rn^{223} (Bella61, ButeF64)	α 5.75 (9%), 5.71 (54%), 5.61 (26%), 5.54 (9%) γ Rn X-rays, 0.149 (10%, complex), 0.270 (10%), 0.33 (6%, complex) e 0.024, 0.046, 0.056, 0.126, 0.136, 0.171 daughter radiations from Rn^{219} , Po^{215} , Pb^{211} , etc.	daughter Th^{227} (HydE64)
^{224}Ra (ThX)	3.64 d (CuriM31) others (SeaG47a)	α ; β stable (cons energy) (ForB58) Δ 18.82 (MTW) σ_c 12 (GoldmDT64)	A chem, genet (CuriM31) daughter Th^{228} (RdTh), parent Rn^{220} (Tn); daughter Ac^{224} (ChiA48, MeiW49, MeiW51) descendant Rn^{224} (Bella61, ButeF64)	α 5.68 (94%), 5.45 (6%) γ Rn X-rays, 0.241 (3.7%), 0.29 (0.008%), 0.41 (0.004%), 0.65 (0.009%) e 0.144, 0.225 daughter radiations from Rn^{220} , Po^{216} , Pb^{212} , etc.	daughter Th^{228} , from natural source (HydE64)
^{225}Ra	14.8 d (HageF50) others (EngLA47)	α β^- (EngLA47, HageF47) no α , lim $10^{-4}\%$ (MalkL60) others (MomF56) Δ 22.01 (MTW)	A chem, genet (EngLA47, HageF47) daughter Th^{229} , parent Ac^{225} (EngLA47, HageF47, HageF50)	β^- 0.36 max e 0.021, 0.035 γ Ac L X-rays, 0.040 (33%) daughter radiations from Ac^{225} , etc.	descendant U^{233} , Th^{229} (HydE64)
^{226}Ra	1602 y sp act (MartiG59) 1622 y sp act (KohT49) 1617 y sp act (SebW56) 1590 y sp act (CuriM31) others (GorsG58, GorsG59)	α ; β stable (cons energy) (ForB58) Δ 23.69 (MTW) σ_c 20 (GoldmDT64)	A chem, genet (CuriM31) daughter Th^{230} (Io), parent Rn^{222} (Rn)	α 4.78 (95%), 4.60 (6%) γ Rn X-rays, 0.186 (4%), 0.26 (0.007%), 0.42 ($2 \times 10^{-4}\%$), 0.61 ($2 \times 10^{-4}\%$) e 0.087, 0.170 daughter radiations from Rn^{222} , Po^{218} , Pb^{214} , Bi^{214} , Po^{214}	natural source (HydE64)
^{227}Ra	41.2 m (ButlJP53)	α β^- (PeteS49) Δ 27.18 (MTW)	A n-capt, genet (PeteS49) parent Ac^{227} (PeteS49)	β^- 1.31 max e 0.008, 0.023 γ [Ac X-rays], 0.291 (4%), 0.498 (0.6%)	Ra^{226} (n, γ) (PeteS49)
^{228}Ra (MsTh ₁)	6.7 y (CuriM31)	α β^- ; no α , lim $2 \times 10^{-6}\%$ (FeaN57) Δ 28.96 (MTW) σ_c \approx 36 (GoldmDT64)	A chem, genet (CuriM31) daughter Th^{232} , parent Ac^{228} (MsTh ₂)	β^- 0.05 max e 0.005 daughter radiations from Ac^{228} , Th^{228} , Ra^{224} , etc.	natural source (HydE64)
^{229}Ra	[short] (DepF52)	α [β^-] (DepF52)	F n-capt, genet (DepF52) [parent Ac^{229}] (DepF52)		Ra^{228} (n, γ) (DepF52)
^{230}Ra	1 h (JenkW52)	α β^- (JenkW52) Δ 35 (LHP, MTW)	D chem (JenkW52) parent Ac^{230} (JenkW52)	β^- 1.2 max	[Th^{232} (d, 3pn)] (JenkW52)
^{221}Ac 89	[short] (KeyJ51)	α (KeyJ51) EC unstable (cons energy) (MTW) Δ 14.6 (MTW)	E genet, decay charac (KeyJ51) descendant Pa^{225} (KeyJ51)	α 7.6	ancestor Pa^{225} (KeyJ51)
^{222}Ac	5.5 s (MeiW52) 4.2 s (TovP58)	α (MeiW51) EC unstable (cons energy) (MTW) Δ 16.55 (MTW)	B genet (MeiW49, MeiW51) daughter Pa^{226} , parent Fr^{218} (MeiW49, MeiW51, MeiW52)	α 7.00 (93%) daughter radiations from Fr^{218} , etc.	daughter Pa^{226} (MeiW49, MeiW51, MeiW52) Ra^{226} (p, 5n) (TovP58)

Isotope Z A	Half-life	Type of decay (α , β); % abundance; Mass excess (Δ =M-A), MeV ($C^{12}=0$); Thermal neutron cross section (σ), barns	Class; Identification; Genetic relationships	Major radiations: approximate energies (MeV) and intensities	Principal means of production
$^{223}_{89}\text{Ac}$	2.2 m (MeiW51)	α 99%, EC 1% (MeiW51) Δ 17.82 (MTW)	A genet (GhiA48) daughter Pa ²²⁷ , parent Fr ²¹⁹ , parent Ra ²²³ (AcX) (GhiA48, MeiW49, MeiW51)	α 6.66 (38%), 6.65 (42%), 6.57 (13%) Y Fr L X-rays, 0.082 (0.2%), 0.096 (0.2%) daughter radiations from Fr ²¹⁹ , etc.	daughter Pa ²²⁷ (MeiW51)
$^{224}_{89}\text{Ac}$	2.9 h (MeiW51)	α EC \approx 90%, α \approx 10% (MeiW51) β^- unstable (cons energy) (MTW) Δ 20.21 (MTW)	A chem, genet (GhiA48) daughter Pa ²²⁸ , parent Fr ²²⁰ , parent Ra ²²⁴ (GhiA48, MeiW49, MeiW51)	Y Ra X-rays, 0.132 (28%), 0.217 (62%) e ⁻ 0.067, 0.080 α 6.20 (3%), 6.14 (3%), 6.04 (3%) daughter radiations from Fr ²²⁰ , etc.	daughter Pa ²²⁸ (MeiW51)
$^{225}_{89}\text{Ac}$	10.0 d (HageF50, EnglA47)	α (EnglA47, HageF47) β stable (cons energy) (ForB58) Δ 21.62 (MTW)	A chem, genet (HageF47, EnglA47) daughter Ra ²²⁵ , parent Fr ²²¹ (HageF47, EnglA47, HageF50, CranT48) daughter Pa ²²⁹ (HydE49a) daughter Th ²²⁵ (MeiW49, MeiW51)	α 5.83 (54%), 5.79 (28%), 5.73 (10%, doublet) Y Fr X-rays, 0.099, 0.150, 0.187 e ⁻ 0.020, 0.032, 0.044, 0.081 daughter radiations from Fr ²²¹ , At ²¹⁷ , etc.	descendant U ²³³ , Th ²²⁹ Ra ²²⁶ (d, 3n) (HydE64)
$^{226}_{89}\text{Ac}$	29 h (StreK50)	β^- \approx 80%, EC \approx 20% (StepF57d) α ? (weak) (MCoyJ64) Δ 24.31 (MTW)	A chem, genet (StreK48) daughter Pa ²³⁰ , parent Th ²²⁶ (StreK48, StreK50, MeiW50)	β^- 1.2 max e ⁻ 0.053, 0.067 Y Th L X-rays, Ra X-rays, 0.158 (32%), 0.185 (9%), 0.230 (47%), 0.253 (11%) α 5.44 ? daughter radiations from Th ²²⁶ , etc.	Ra ²²⁶ (d, 2n) (HydE64)
$^{227}_{89}\text{Ac}$	21.6 y (TobJ55) 22.0 y (HollaJ50) 21.7 y (CuriL44) 21.2 y (ShimN56b) others (CuriM31)	β^- 99% (PereyM39, PeteS49a) α 1.4% (NurM65a) α 1.2% (MeyS14, PereyM39, PereyM46, PeteS49a) Δ 25.87 (MTW) σ_c 830 (GoldmDT64)	A chem, genet (CuriM31) daughter Pa ²³¹ , parent Th ²²⁷ (RdAc); parent Fr ²²³ (PereyM39, PereyM46, GuiM47, LecM50) daughter Ra ²²⁷ (PeteS49)	β^- 0.046 max e ⁻ 0.005, 0.010 Y Th L X-rays, 0.070 [0.08%], 0.166, 0.190 α 4.95 (1.2%, doublet), 4.86 (0.18%, doublet) daughter radiations from Th ²²⁷ , Ra, ²²³ Fr, etc.	Ra ²²⁶ (n, γ) Ra ²²⁷ (β^-) (PeteS49) natural source (HydE64)
$^{228}_{89}\text{Ac}$ (MsTh ₂)	6.13 h (CuriM31)	β^- ; Δ 28.91 (MTW)	A chem, genet (CuriM31) daughter Ra ²²⁸ (MsTh ₁), parent Th ²²⁸ (RdTh)	β^- 2.11 max e ⁻ 0.040, 0.054, 0.110 Y Th X-rays, 0.34 (15%, complex), 0.908 (25%), 0.96 (20%, complex)	natural source (HydE64)
$^{229}_{89}\text{Ac}$	66 m (DepF52)	β^- (DepF52) Δ 31 (MTW)	B chem, n-capt (DepF52) daughter Ra ²²⁹ (DepF52)		Ra ²²⁸ (n, γ) [Ra ²²⁹] β^- (DepF52)
$^{230}_{89}\text{Ac}$	<1 m genet (JenkW52)	β^- (JenkW52) Δ 34 (MTW)	F genet (JenkW52) daughter Ra ²³⁰ (JenkW52)	β^- 2.2 max	daughter Ra ²³⁰ (JenkW52)
$^{231}_{89}\text{Ac}$	15 m (TakaK60a)	β^- (TakaK60a) Δ 35.9 (MTW)	C excit (TakaK60a)	β^- 2.1 max Y 0.185, 0.28, 0.39, 0.71	Th ²³² (γ , p) (TakaK60a)
$^{223}_{90}\text{Th}$	0.9 s (TovP58) \approx 0.1 s est (MeiW52)	α (MeiW52) EC unstable (cons energy) (MTW) Δ 19.5 (MTW)	B genet (MeiW52) daughter U ²²⁷ , parent Ra ²¹⁹ (MeiW52)	α 7.56 [daughter radiations from Ra ²¹⁹ , etc.]	daughter U ²²⁷ (MeiW52)
$^{224}_{90}\text{Th}$	1.05 s (TovP58)	α (MeiW51) β stable (cons energy) (ForB58) Δ 20.00 (MTW)	A genet (MeiW49, MeiW51) daughter U ²²⁸ , parent Ra ²²⁰ (MeiW49, MeiW51)	α 7.18 (79%), 6.91 (19%) Y Ra X-rays, 0.177 (9%), 0.235 (0.4%), 0.297 (0.3%), 0.410 (0.8%) daughter radiations from Ra ²²⁰ , etc.	daughter U ²²⁸ (MeiW51, RuiC61)

Isotope Z A	Half-life	Type of decay (α, β, γ); % abundance; Mass excess ($\Delta = M - A$), MeV ($C^{12} = 0$); Thermal neutron cross section (σ), barns	Class; Identification; Genetic relationships	Major radiations: approximate energies (MeV) and intensities	Principal means of production
$^{90}\text{Th}^{225}$	8.0 m (MeiW51)	α $a \approx 90\%$, EC $\approx 10\%$ (MeiW51) Δ 22.30 (MTW)	A chem, genet (MeiW49, MeiW51) daughter U^{229} , parent Ra^{221} , parent Ac^{225} (MeiW49, MeiW51)	α 6.80 (8%), 6.75 (6%), 6.50 (12%), 6.48 (39%), 6.44 (13%) γ [Ac X-rays], Ra X-rays, 0.246 (5%), 0.322 (27%), 0.362 (5%), 0.45 (1%), 0.49 (1%) daughter radiations from Ra^{221} , etc.	daughter U^{229} (MeiW49, MeiW51)
Th^{226}	30.9 m (StuM48)	α (StuM48) β stable (cons energy) (ForB58) Δ 23.19 (MTW)	A chem, genet (StuM48) daughter U^{230} , parent Ra^{222} (StuM48) daughter Ac^{226} (StreK48, StreK50)	α 6.34 (79%), 6.22 (19%) γ Ra X-rays, 0.111 (3.4%), 0.131 (0.34%), 0.20 (0.4%, complex), 0.242 (1.2%) e^- 0.094, 0.107 daughter radiations from Ra^{222} , Rn^{218} , etc.	daughter U^{230} (HydE64)
Th^{227} (RdAc)	18.2 d (HageG54) others (PeteS49b, CuriM31)	α ; β stable (cons energy) (ForB58) Δ 25.82 (MTW) σ_f ≈ 1500 (GoldmDT64)	A chem, genet (CuriM31) daughter Ac^{227} , parent Ra^{223} (AcX) daughter Pa^{227} (MeiW51, GhiA48) daughter U^{231} (CranW50)	α 6.04 (23%), 5.98 (24%), 5.76 (21%), 5.72 (14%, doublet) γ Ra X-rays, 0.050 (8%), 0.237 (15%, complex), 0.31 (8%, complex) e^- 0.013, 0.026, 0.044, others daughter radiations from Ra^{223} , Rn^{219} , Po^{215} , etc.	daughter Ac^{227} , from natural source or from Ra^{226} (n, γ) Ra^{227} (β^-) (HydE64)
Th^{228} (RdTh)	1.910 y (KirH56) others (CuriM31)	α ; β stable (cons energy) (ForB58) Δ 26.77 (MTW) σ_c 123 (GoldmDT64) σ_f < 0.3 (GoldmDT64)	A chem, genet (CuriM31) daughter Ac^{228} (MsTh_2); parent Ra^{224} (ThX); daughter U^{232} (GofJ49) daughter Pa^{228} (MeiW51)	α 5.43 (71%), 5.34 (28%) γ Ra L X-rays, 0.084 (1.6%), 0.132 (0.2%), 0.167 (0.1%), 0.214 (0.3%) e^- 0.067, 0.080 daughter radiations from Ra^{224} , Rn^{220} , Po^{216} , etc.	natural source daughter U^{232} Ra^{226} (n, γ) Ra^{227} (β^-) Ac^{227} (n, γ) Ac^{228} (β^-) (HydE64)
Th^{229}	7340 y genet (HageF50) others (EnglA47)	α ; β stable (cons energy) (ForB58) Δ 29.61 (MTW) σ_f 32 (GoldmDT64)	A chem, genet (EnglA47, HageF47, HageF50) daughter U^{233} , parent Ra^{225} (EnglA47, HageF47, HageF50)	α 5.05 (7%), 4.97 (complex, 10%), 4.90 (11%), 4.84 (58%), 4.81 (11%) γ Ra X-rays, 0.137 ($\approx 3\%$, complex), 0.20 ($\approx 10\%$, doublet) e^- 0.006-0.090 daughter radiations from Ra^{225} , Ac^{225} , etc.	daughter U^{233} (HydE64)
Th^{230} (Io)	8.0×10^4 y sp act (HydE49) 7.5×10^4 y sp act (AttR62) 8.2×10^4 y genet (CuriM30) $t_{1/2}$ (SF) $\geq 1.5 \times 10^{17}$ y (SegE52)	α ; β stable (cons energy) (ForB58) Δ 30.87 (MTW) σ_c 23 (GoldmDT64) σ_f ≤ 0.001 (GoldmDT64)	A chem, genet (CuriM31) daughter U^{234} (U_{II}), parent Ra^{226} ; daughter Pa^{230} (StuM48a)	α 4.68 (76%), 4.62 (24%) γ Ra L X-rays, 0.068 (0.6%), 0.142 (0.07%), 0.184 (0.014%), 0.253 (0.017%) e^- 0.051, 0.064 daughter radiations from Ra^{226} , Rn^{222} , etc.	natural source (HydE64)
Th^{231} (UY)	25.52 h (CabM58) 25.6 h (JafAH51) 25.5 h (KniG49) others (CuriM31, GratO32, NisY38)	β^- ; Δ 33.83 (MTW)	A chem, genet (CuriM31) daughter U^{235} (AcU), parent Pa^{231}	β^- 0.30 max e^- 0.040, 0.054, 0.061 γ Pa L X-rays, 0.026 (2%), 0.084 (10%, complex)	Th^{230} (n, γ) (BaranS60, HoltzM66) daughter U^{235}
Th^{232}	1.41×10^{10} y sp act, (FarlT60) others (KovAF38, PicE56, MackR56, SenF56) $t_{1/2}$ (SF): $> 10^{21}$ y (FleG58) others (PocA55, SegE52)	α ; β stable (cons energy) (ForB58) % 100 (AstF35, DempA36) Δ 35.47 (MTW) σ_c 7.4 (GoldmDT64) σ_f < 0.0002 (GoldmDT64)	A chem, genet (CuriM31) parent Ra^{228} (MsTh_1)	α 4.01 (76%), 3.95 (24%) γ [Ra L X-rays] e^- 0.042, 0.055 daughter radiations from Ra^{228} , Ac^{228} , Th^{228} , Ra^{224} , etc.	natural source (HydE64)
Th^{233}	22.12 m (JenkE55) 22.4 m (DroB57) 22.3 m (BunkM50a) 22.5 m (SeaG47) others (RutW52, GrossA41)	β^- (SeaG47) Δ 38.76 (MTW) σ_c 1500 (GoldmDT64) σ_f 15 (GoldmDT64)	A chem, n-capt (MeiL38) parent Pa^{233} (MeiL38, GrossA41, SeaG41a, HahO41, SeaG47)	β^- 1.23 max e^- 0.009, 0.024, 0.036, 0.051, 0.067, 0.082 γ Pa X-rays, 0.029 (2.1%), 0.087 (2.7%), 0.171 (0.7%), 0.195 (0.3%), 0.453 (1%), 0.67 (0.25%), 0.895 (0.14%)	Th^{232} (n, γ) (MeiL38, SeaG47, SeaG41a, GrossA41)

Isotope Z A	Half-life	Type of decay (α, β, γ); % abundance; Mass excess ($\Delta \approx M-A$), MeV ($C^{12}=0$); Thermal neutron cross section (σ), barns	Class; Identification; Genetic relationships	Major radiations: approximate energies (MeV) and intensities	Principal means of production
$^{90}\text{Th}^{234}$ (UX ₁)	24.10 d (KniG48) others (SargB39a, CuriM31)	β^- ; no α , lim $10^{-4}\%$ (DeuS55) Δ 40.64 (MTW) σ_c 1.8 (GoldmDT64) σ_f <0.01 (GoldmDT64)	A chem, genet (CuriM31) daughter U ²³⁸ , parent Pa ^{234m} (UX ₂); ancestor Pa ²³⁴ (UZ) (ZijW54)	β^- 0.191 max e^- 0.012, 0.025, 0.072, 0.088 γ Pa L X-rays, 0.063 (3.5%, doublet), 0.093 (4%, doublet) daughter radiations from Pa ^{234m}	natural source (HydE64)
Th^{235}	<<10 m genet (HarvB50)	β^- (HarvB50)	F n-capt, genet (HarvB50) [parent Pa ²³⁵] (HarvB50)		Th^{234} (n, γ) (HarvB50)
$^{91}\text{Pa}^{224}$	0.6 s (TovP58)	α (TovP58)	F decay charac (TovP58)		Th^{232} (p, 9n) (TovP58)
Pa^{225}	0.8 s (TovP58) 2.0 s (KeyJ51)	α (KeyJ51) Δ 25 (MTW)	E excit, decay charac (KeyJ51, TovP58) ancestor Ac ²²¹ , Fr ²¹⁷ , At ²¹³ (KeyJ51)		Th^{232} (p, 8n) (TovP58, KeyJ51)
Pa^{226}	1.8 m (MeiW51)	α 74%, EC 26% (MCoyJ64) Δ 25.96 (MTW)	B chem, genet (MeiW49, MeiW51) parent Ac ²²² (MeiW49, MeiW51, MeiW52)	α 6.86 (38%), 6.82 (34%) daughter radiations from Ac ²²² , Th ²²⁶ , etc.	Th^{232} (p, 7n) (MeiW49, MeiW51, MeiW52)
Pa^{227}	38.3 m (MeiW51) others (OConP48)	α \approx 85%, EC \approx 15% (MeiW51) Δ 26.83 (MTW)	A chem, genet (GhiA48) parent Ac ²²³ , parent Th ²²⁷ (RdAc) (GhiA48, MeiW51) daughter Np ²³¹ (MagL50)	γ [Th X-rays], Ac L X-rays, 0.065 (6%, complex), 0.110 (2%) α 6.47 (43%), 6.42 (23%, complex), 6.40 (8%), 6.36 (7%) daughter radiations from Ac ²²³ , etc.	Th^{232} (d, 7n) (MeiW56, SubV63) Th^{232} (p, 6n) (MeiW56, HillM58)
Pa^{228}	22 h (MeiW51)	EC \approx 98%, α \approx 2% (MeiW51) Δ 28.86 (MTW)	A chem, genet (GhiA48) daughter U ²²⁸ , parent Ac ²²⁴ , parent Th ²²⁸ (RdTh) (GhiA48, MeiW49, MeiW51)	γ Th X-rays, 0.14 (3%), 0.20 (9%), 0.28 (5%), 0.33 (18%), 0.41 (13%), 0.46 (32%), 0.95 (93%), 1.57 (7%), 1.85 (4%), all γ 's complex e^- 0.040, 0.054, 0.110 α 6.11 (1%, complex), 6.08 (0.4%), 6.03 (0.2%), 5.80 (0.2%), others daughter radiations from Ac ²²⁴ , etc.	Th^{232} (p, 5n) (ArbE60) Th^{232} (d, 6n) (HydE64) Th^{230} (d, 4n) (HillM58)
Pa^{229}	1.5 d (HydE49b)	EC 99.4%, α 0.25% (SlaLM51) others (MeiW51) Δ 29.88 (MTW)	A chem, genet (HydE49a) parent Ac ²²⁵ (HydE49a) daughter U ²²⁹ (MeiW51, MeiW49)	γ Th X-rays e^- 0.023, 0.038 α 5.67 (0.05%), 5.62 (0.07%, complex), 5.58 (0.10%), 5.54 (0.03%)	daughter U ²²⁹ (MeiW51, SubV63) Th^{230} (d, 3n) (HydE49a) Th^{232} (p, 4n) (SubV63)
Pa^{230}	17.7 d (Osbd49) 17.0 d (StuM48) others (HydE49a, HydE49b)	EC 89.6%, β^- 10.4%, α 0.0032% (BastG65a) β^+ ? (\approx 0.03%) (OngP55a) others (BriaJ65a, MCoyJ64, MeiW51) Δ 32.17 (MTW) σ_f 1500 (GoldmDT64)	A chem, excit, genet (StuM48) parent U ²³⁰ (StuM48, Osbd49) parent Th ²³⁰ (Io) (StuM48a) parent Ac ²²⁶ (MeiW50)	β^- 0.41 max e^- 0.034, 0.048 γ Th X-rays, 0.45 (18%, complex), 0.51 (8%, complex), 0.91 (24%, complex), 0.954 (50%) α 5.26-5.34 (complex) daughter radiations from U ²³⁰ , Th ²²⁶ , etc.	Th^{232} (p, 3n) (TewH55, MeiW56) Th^{232} (d, 4n) (MeiW56) Th^{230} (d, 2n) (HydE64)
Pa^{231}	3.25×10^4 y sp act (KirH61) 3.43×10^4 y sp act (VWinQ49) 3.2×10^4 y sp act (GrossA30)	α ; β stable (cons energy) (ForB58) Δ 33.44 (MTW) σ_c 200 (GoldmDT64) σ_f 0.010 (GoldmDT64)	A chem, genet (CuriM31) daughter Th ²³¹ (UY), parent Ac ²²⁷ ; daughter U ²³¹ (CranW50)	α 5.06 (10%), 5.02 (23%), 5.01 (24%), 4.95 (22%), 4.73 (11%) γ Ac X-rays, 0.027 (6%), 0.29 (6%, complex) e^- 0-0.10, 0.195, 0.323, 0.350 daughter radiations from Ac ²²⁷ , Th ²²⁷ , Fr ²²³ , Ra ²²³ , etc.	natural source (HydE64)
Pa^{232}	1.31 d (BrowCI54) others (JafAH50, Osbd49, GofJ49, StuM48)	β^- (GofJ49) no EC, lim 2% (BrowCI52a) Δ 35.95 (MTW) EC unstable (cons energy) (MTW) σ_c \approx 760 (GoldmDT64) σ_f \approx 700 (GoldmDT64)	A chem, genet (GofJ49) parent U ²³² (GofJ49, Osbd49)	β^- 1.3 max (0.7%), 0.32 max e^- 0.028, 0.043, 0.091 γ U X-rays, 0.107 (5%, doublet), 0.150 (12%), 0.39 (9%, doublet), 0.46 (9%, doublet), 0.57 (8%, doublet), 0.87 (51%, complex), 0.971 (40%)	Pa ²³¹ (n, γ), Th ²³² (d, 2n) (HydE64) Th^{232} (p, n) (TewH55)

Isotope Z A	Half-life	Type of decay (α, β); % abundance; Mass excess ($\Delta=M-A$), MeV ($C^{12}=0$); Thermal neutron cross section (σ), barns	Class; Identification; Genetic relationships	Major radiations: approximate energies (MeV) and intensities	Principal means of production
$^{91}\text{Pa}^{233}$	27.0 d (MisaL56, WriH57) 27.4 d (GrossA41) others (StuM48, GofJ49)	α β^- (MeiL38, GrossA41, SeaG41a) Δ 37.51 (MTW) σ_c 21 (to Pa^{234}) 22 (to Pa^{234m}) (GoldmDT64) σ_f <0.1 (GoldmDT64)	A chem, genet (MeiL38, GrossA41, SeaG41a) daughter Th^{233} (MeiL38, GrossA41, SeaG41a, HahO41, SeaG47) parent U^{233} (SeaG47) daughter Np^{237} (HageF47, MagL47)	β^- 0.568 max (5%), 0.257 max e^- 0.013, 0.023, 0.036, 0.054, 0.065, 0.185, 0.197, 0.291 γ U X-rays, 0.31 (44%, complex)	$\text{Th}^{232}(\alpha, \gamma)$ $\text{Th}^{233}(\beta^-)$ (MeiL38, GrossA41, SeaG41a, HahO41, SeaG47) $\text{Th}^{232}(\text{d}, \text{n})$ (StuM48, GofJ49)
Pa^{234} (UZ)	6.75 h (BjoS62) 6.66 h (ZijW54) 6.7 h (CuriM31)	α β^- ; Δ 40.38 (MTW) σ_f <5000 (GoldmDT64)	A chem, genet (CuriM31) parent U^{234} (U_{II}); daughter Pa^{234m} (UX_2) (ZijW54)	β^- 1.3 max ($\leq 2\%$), 1.13 max (13%), 0.53 max e^- 0.024, 0.039, 0.080, 0.095, 0.112 γ U X-rays, 0.100 (50%), 0.126 (26%), 0.22 (14%), 0.36 (13%), 0.56 (15%), 0.70 (24%), 0.90 (70%), 1.08 (12%), (many of the γ rays are complex)	natural source (HydE64)
Pa^{234m} (UX_2)	1.175 m (BareF51) 1.14 m (CuriM31)	α β^- 99+%, IT 0.13% (BjoS63a) others (FeaN38a, BradH45d, ZijW54) Δ 40.45 (LHP, MTW) σ_f <500 (GoldmDT64)	A chem, genet (CuriM31) daughter Th^{234} (UX_1), parent U^{234} (U_{II}); parent Pa^{234} (UZ) (ZijW54)	β^- 2.29 max γ U L X-rays, 0.765 (0.30%), 1.001 (0.60%)	natural source (HydE64)
Pa^{235}	23.7 m (MeiW50) others (HarvB50)	α β^- (MeiW50, HarvB50) Δ 42.3 (MTW)	B chem, excit, sep isotopes (MeiW50) genet (HarvB50) [daughter Th^{235}] (HarvB50)	β^- 1.4 max γ no γ	$\text{Th}^{234}(\text{n}, \gamma)$ [Th^{235}] β^- (HarvB50)
Pa^{236}	12 m (WolzG63) others (CranW54)	α β^- (WolzG63) Δ 45 (MTW)	D chem, decay charac (WolzG63)	β^- 3.3 max γ U L X-rays	$\text{U}^{238}(\text{d}, \alpha)$ (WolzG63)
Pa^{237}	39 m (TakaK60)	α β^- (TakaK60) Δ 47.7 (MTW)	B chem, excit (TakaK60)	β^- 2.3 max γ U X-rays, 0.090 (\uparrow 50), 0.145 (\uparrow 45), 0.205 (\uparrow 55), 0.275 (\uparrow 20), 0.330 (\uparrow 40), 0.405 (\uparrow 30), 0.46 (\uparrow 100), 0.55 (\uparrow 30), 0.59 (\uparrow 25), 0.75 (\uparrow 50), 0.80 (\uparrow 45), 0.87 (\uparrow 100), 0.92 (\uparrow 100), 1.04 (\uparrow 35), 1.32 (\uparrow 10), 1.42 (\uparrow 15)	$\text{U}^{238}(\gamma, \text{p})$ (TakaK60)
$^{92}\text{U}^{227}$	1.3 m (MeiW52)	α α (MeiW52) Δ 29 (MTW)	B chem, genet (MeiW52) parent Th^{223} (MeiW52)	α 6.8 daughter radiations from Th^{223} , etc.	$\text{Th}^{232}(\alpha, \text{n})$ (MeiW52)
U^{228}	9.1 m (RuiC61) others (MeiW51)	α α $\geq 95\%$, EC $\leq 5\%$ (RuiC61) others (MeiW51) EC unstable (cons energy) (MTW) Δ 29.23 (MTW)	A chem, genet (MeiW49, MeiW51) parent Th^{224} , parent Pa^{228} (MeiW49, MeiW51) daughter Pu^{232} (JameR48, OrtD51a)	α 6.69 (\uparrow 70), 6.60 (\uparrow 29) γ Th X-rays, 0.152 (0.2%), 0.187 (0.3%), 0.246 (0.4%) daughter radiations from Th^{224} , etc.	$\text{Th}^{232}(\alpha, \text{n})$ (RuiC61)
U^{229}	58 m (MeiW51)	α EC $\approx 80\%$, α $\approx 20\%$ (MeiW51) Δ 31.20 (MTW)	A chem, genet (MeiW49, MeiW51) parent Th^{225} , parent Pa^{229} (MeiW49, MeiW51) daughter Pu^{233} (ThomT57)	γ Pa X-rays α 6.36 (13%), 6.33 (4%), 6.30 (3%) daughter radiations from Th^{225} , Pa^{229} , etc.	$\text{Th}^{232}(\alpha, \text{n})$ (MeiW49, MeiW51)
U^{230}	20.8 d (StuM48)	α α (StuM48) β stable (cons energy) (ForB58) Δ 31.60 (MTW) σ_f 25 (GoldmDT64)	A chem, genet (StuM48) daughter Pa^{230} (StuM48, Osbd49) daughter Pu^{234} (PerlmI49, OrtD51a) parent Th^{226} (StuM48)	α 5.89 (67%), 5.82 (32%) γ Th L X-rays, 0.072 (0.54%), 0.156 (doublet, 0.034%), 0.231 (0.18%) e^- 0.054, 0.068 e^- daughter radiations from Th^{226} , Ra^{222} , etc.	daughter Pa^{230} (HydE64)
U^{231}	4.3 d (CranW50) 4.2 d (Osbd49)	α EC 99+%, α 0.0055% (CranW50) Δ 33.8 (MTW) σ_f ≈ 400 (GoldmDT64)	A chem, sep isotopes, genet (Osbd49) genet (CranW50) parent Th^{227} (RdAc), parent Pa^{231} (CranW50)	γ Pa X-rays, 0.026, 0.084 (7%), 0.218 (1%) e^- 0.040, 0.054, 0.063 α 5.46	$\text{Th}^{230}(\alpha, \text{n})$ (HollaJ56c) $\text{Pa}^{231}(\text{d}, \text{n})$ (Osbd49) $\text{Th}^{232}(\alpha, \text{n})$ (CranW50)

Isotope Z A	Half-life	Type of decay ($\alpha, \beta, \gamma, \dots$); % abundance; Mass excess ($\Delta = M - A$), MeV ($C^{12} = 0$); Thermal neutron cross section (σ), barns	Class; Identification; Genetic relationships	Major radiations: approximate energies (MeV) and intensities	Principal means of production
$^{92}\text{U}^{232}$	72 y sp act, calorim (ChilJ64) others (SelP54, JameR49, GofJ49) $t_{1/2}$ (SF) $\approx 8 \times 10^{13}$ y (HydE57)	α a (GofJ49) β stable (cons energy) (ForB58) Δ 34.60 (MTW) σ_c 78 (GoldmDT64) σ_f 77 (GoldmDT64)	A chem, genet (GofJ49) daughter Pa ²³² (GofJ49, Osbd49) daughter Pu ²³⁶ (JameR49) parent Th ²²⁸ (RdTh) (GofJ49)	α 5.32 (68%), 5.27 (32%) γ Th L X-rays, 0.058 (0.21%), 0.129 (0.082%), 0.270 (0.0038%), 0.328 (0.0034%) e^- 0.040, 0.054 daughter radiations from Th ²²⁸ , Ra ²²⁴ , Rn ²²⁰ , etc.	daughter Pa ²³² (GofJ49) Th ²³² ($\alpha, 4n$) (HydE64)
$^{92}\text{U}^{233}$	1.62×10^5 y sp act + mass spect (HydE52) 1.63×10^5 y sp act + mass spect (DokY59a, LineG45) 1.61×10^5 y sp act (PopD61) others (SeaG52)	α a (SeaG52) β stable (cons energy) (ForB58) Δ 36.94 (MTW) σ_c 49 (GoldmDT64) σ_f 524 (GoldmDT64)	A chem, genet (SeaG47, SeaG52) daughter Pa ²³³ (SeaG47) parent Th ²²⁹ (EngLA47, HageF47, HageF50)	α 4.82 (83%), 4.78 (15%) γ Th X-rays, 0.029 (\uparrow 60), 0.042 (\uparrow 310), 0.055 (\uparrow 68), 0.097 (\uparrow 100), 0.119 (\uparrow 40, complex), 0.146 (\uparrow 35, doublet), 0.164 (\uparrow 27), 0.22 (\uparrow 45, complex), 0.291 (\uparrow 23), 0.32 (\uparrow 43, doublet) e^- 0.023, 0.038 daughter radiations from Th ²²⁹ , Ra ²²⁵ , Ac ²²⁵ , etc.	Th ²³² (n, γ) Th ²³³ (β^-) Pa ²³³ (β^-) (SeaG47)
$^{92}\text{U}^{234}$ (U_{II})	2.47×10^5 y sp act (FleE52, WhiP65) others (KieC52, KieC49, GoldiA49, ChambO46) $t_{1/2}$ (SF) 2×10^{16} y (GhiA52)	α a; β stable (cons energy) (ForB58) % 0.0057 (LouM56) others (WhiF56) Δ 38.16 (MTW) σ_c 95 (GoldmDT64)	A chem, genet, mass spect (CuriM31) daughter Pa ^{234m} (UX_2), daughter Pa ²³⁴ (UZ), parent Th ²³⁰ (Io)	α 4.77 (72%), 4.72 (28%) γ Th L X-rays, 0.053 (0.2%), 0.117, 0.48 ($4 \times 10^{-5}\%$, complex), 0.58 ($1.2 \times 10^{-5}\%$) daughter radiations from Th ²³⁰ , Ra ²²⁶ , Rn ²²² , etc.	daughter Pu ²³⁸ descendant Th ²³⁴ (HydE64)
$^{92}\text{U}^{235}$ (AcU)	7.1×10^8 y sp act (FleE52, WhiP65) 7.1×10^8 y radiogenic Pb ratios (NierA39) 6.9×10^8 y sp act (DerA65) 6.8×10^8 y sp act (WurE57) $t_{1/2}$ (SF) 1.9×10^{17} y (SegE52) others (BaldE54)	α a; β stable (cons energy) (ForB58) % 0.7196 (GrunB61) others (LouM56, WhiF56) Δ 40.93 (MTW) σ_c 101 (GoldmDT64) σ_f 577 (GoldmDT64)	A chem, mass spect (CuriM31) parent Th ²³¹ (UY)	α 4.58 (8%, doublet), 4.40 (57%), 4.37 (18%) γ Th X-rays, 0.143 (11%), 0.185 (54%), 0.204 (5%) daughter radiations from Th ²³¹ , etc.	natural source
$^{92}\text{U}^{235m}$	26.1 m (ShimS65) 26.5 m (AsaF57) 26.6 m* (HuiJ57a)	IT (AsaF57, HuiJ57a) Δ 40.93 (LHP, MTW)	A genet (AsaF57) chem, genet (HuiJ57a) daughter Pu ²³⁹ (AsaF57, HuiJ57a) not daughter Np ²³⁵ , lim 2% (GinJ58)	e^- ≤ 0.0001 (100 eV)	daughter Pu ²³⁹ (AsaF57, HuiJ57a)
$^{92}\text{U}^{236}$	2.39×10^7 y sp act (FleE52) 2.46×10^7 y sp act (JafAH51a) $t_{1/2}$ (SF) 2×10^{16} y (HydE57)	α a (GhiA51a) β stable (cons energy) (ForB58) Δ 42.46 (MTW) σ_c 6 (GoldmDT64)	A chem, n-capt, mass spect (GhiA51a)	α 4.49 (76%), 4.44 (24%) γ [Th L X-rays] e^- 0.032, 0.045	U^{235} (n, γ) (HydE64)
$^{92}\text{U}^{237}$	6.75 d (WagF53) 6.63 d (MelaL48) others (WahA48, JameR49, ShermL58)	β^- (NisY40a , MMilE40a) Δ 45.41 (MTW)	A chem, excit (NisY40a, MMilE40a) parent Np ²³⁷ (WahA48) daughter Pu ²⁴¹ (SeaG49a)	β^- 0.248 max e^- 0.008, 0.011, 0.038, 0.089, 0.186 γ 0.026 (2%), 0.060 (36%), 0.165 (2.0%), 0.208 (23%), 0.267 (0.76%), 0.332 (1.4%, doublet), 0.370 (0.17%, doublet)	U^{236} (n, γ) (RasJ57, YamaT66) U^{238} ($n, 2n$) (MMilE40a, NisY40a, WahA48)
$^{92}\text{U}^{238}$	4.51×10^9 y sp act (KovAF55, NierA39) others (KieC49, LeacR57) $t_{1/2}$ (SF): 6.5×10^{15} y sp act (KuzB59) 1.0×10^{16} y sp act (FleR64, KuroP56) 8.0×10^{15} y sp act (SegE52, SchaG46, ParkPL58) 5.8×10^{15} y sp act (GerLE59)	α a; β stable (cons energy) (ForB58) % 99.276 (WhiF56) others (LouM56) Δ 47.33 (MTW) σ_c 2.73 (GoldmDT64) σ_f < 0.0005 (GoldmDT64)	A chem, genet, mass spect (CuriM31) parent Th ²³⁴ (UX_1) (BecH1896)	α 4.20 (75%), 4.15 (25%) γ [Th L X-rays] e^- 0.030, 0.043 daughter radiations from Th ²³⁴ , Pa ^{234m}	natural source (HydE64)

Isotope Z A	Half-life	Type of decay (α, β, γ); % abundance; Mass excess ($\Delta = M - A$, MeV ($C^{12} = 0$); Thermal neutron cross section (σ), barns	Class; Identification; Genetic relationships	Major radiations: approximate energies (MeV) and intensities	Principal means of production
${}_{92}\text{U}^{239}$	23.54 m (MitA43) 23.5 m (FeN47a, MelaL47) others (IrvJ39, SeaG49)	β^- (MMilE39) Δ 50.60 (MTW) σ_c 22 (GoldmDT64) σ_f 14 (GoldmDT64)	A n-capt (MeiL37) parent Np^{239} (MMilE40, StarK42)	β^- 1.29 max e^- 0.011, 0.023, 0.052, 0.069 γ Np L X-rays, 0.044 (4%), 0.075 (51%) daughter radiations from Np^{239}	U^{238} (n, γ) (MeiL37, IrvJ39, MMilE39, StarK42)
U^{240}	14.1 h (KniJD53)	β^- (KniJD53) Δ 52.74 (MTW)	A chem, n-capt (StuM49) parent Np^{240m} (KniJD53, HydE48a) daughter Pu^{244} (ButlJP56a, DiaH56)	β^- 0.36 max e^- 0.022, 0.038 γ Np L X-rays daughter radiations from Np^{240m}	U^{238} (n, γ) U^{239} (n, γ) (HydE64)
${}_{93}\text{Np}^{231}$	≈ 50 m (MagL50)	α (MagL50) Δ 35.7 (MTW) EC unstable (cons energy) (MTW)	B chem, genet, excit, sep isotopes (MagL50) parent Pa^{227} (MagL50)	α 6.29 daughter radiations from Pa^{227} etc.	U^{233} (d, 4n) (MagL50)
Np^{232}	≈ 13 m (MagL50)	EC (MagL50) Δ 37 (MTW)	D chem (MagL50)	γ U X-rays, hard γ rays (MagL50)	U^{235} (d, 5n), U^{238} (d, 8n), U^{233} (d, 3n) (MagL50)
Np^{233}	35 m (MagL50)	EC 99+%, $\alpha \approx 10^{-3}\%$ (MagL50) Δ 38 (MTW)	B chem, excit, sep isotopes (MagL50)	α 5.54 γ U X-rays, γ rays observed	U^{233} (d, 2n), U^{235} (d, 4n) (MagL50)
Np^{234}	4.40 d (HydE49b) others (Osbd49)	EC (OrtD51a) no α , lim 0.01% (HydE49b) β^+ $\approx 0.05\%$ (PresRJ55) Δ 40.0 (MTW) σ_f ≈ 900 (GoldmDT64)	A chem, excit, genet, sep isotopes (JameR49) daughter Pu^{234} (PerlmI49, OrtD51a)	γ U X-rays, 0.109, 0.23, 0.25, 0.45, 0.50, 0.75, 0.95, 1.21, 1.56 (all radiations complex) e^- 0.024, 0.039, 0.696 β^+ 0.8 max	U^{233} (d, n) (HydE64) U^{235} (d, 3n) (HydE64) U^{235} (p, 2n) (HydE64) U^{233} (α , p2n) (VanR58a, HydE64) U^{233} (α , p3n) (HydE64)
Np^{235}	410 d (JameR52) others (HydE49b)	EC 99+%, $\alpha 1.6 \times 10^{-3}\%$ (GinJ58) others (HoffR56) Δ 41.05 (MTW)	A chem, excit, sep isotopes (JameR49) not parent U^{235m} , lim 2% (GinJ58)	γ U L X-rays, U K X-rays (weak) α 5.02	U^{235} (d, 2n) (HydE64) daughter Pu^{235} (HydE64) U^{233} (α , pn) (VanR58a, HydE64) U^{235} (α , p3n) (HydE64)
Np^{236}	22 h (JameR49)	EC 51%, β^- 49% (GinJ59a) EC(K)/ β^- 0.75 (GrayP56) others (OrtD51) Δ 43.41 (MTW)	A chem, genet, sep isotopes, excit (JameR49) parent Pu^{236} (JameR49, JameR49a, HydE49b, GhiA52)	β^- 0.52 max e^- 0.025, 0.040 γ U X-rays, 0.642, 0.688	U^{235} (d, n) (HydE64) U^{235} (α , p2n) (HydE64)
Np^{236}	$t_{1/2}(\beta^-) > 5 \times 10^3$ y sp act (StuM55)	β^- (?), no α observed (StuM55) σ_f 2500 (GoldmDT64)	A chem, mass spect (GinJ58, StuM55)		U^{235} (d, n) (GinJ58, StuM55)
Np^{237}	2.14×10^6 y sp act (BrauF60) 2.2×10^6 y sp act (MagL48) $t_{1/2}(\text{SF}) > 10^{18}$ y (DruV61a)	α (WahA48); β stable (cons energy) (ForB58) Δ 44.89 (MTW) σ_c 170 (GoldmDT64) σ_f 0.019 (GoldmDT64)	A chem, genet, excit (WahA48) daughter U^{237} (WahA48) parent Pa^{233} (MagL47, HageF47)	α 4.78 (75%, complex), 4.65 (12%, doublet) γ Pa L X-rays, 0.030 (14%), 0.086 (14%), 0.145 (1%) e^- 0.009, 0.024, 0.036, 0.051, 0.067, 0.082 daughter radiations from Pa^{233} , U^{233} , etc.	U^{238} (n, 2n) $\text{U}^{237}(\beta^-)$ (WahA48)
Np^{238}	2.10 d (FreeM50) others (SeaG49, JameR49a)	β^- (SeaG46, SeaG49) no EC(K), lim 1% (RasJ55a) EC unstable (cons energy) (MTW) Δ 47.47 (MTW) σ_f 1600 (GoldmDT64)	A chem, genet, n-capt, sep isotopes (SeaG46) parent U^{238} (SeaG46, KenJ49a, JafAH49, JameR49, SeaG46a) daughter Am^{242m} (SeaG49a, StreK50a, AsaF60)	β^- 1.25 max e^- 0.022, 0.039 γ 1.01 (42%, complex)	Np^{237} (n, γ) (HydE64) U^{238} (d, 2n) (SeaG46) U^{238} (p, n) (MCorG54)
Np^{239}	2.346 d (WisL56) 2.37 d (CohD59) 2.34 d (ConnR59) others (PhiK46, DavD65, SeaG46, JameR49)	β^- (MMilE40) Δ 49.32 (MTW) σ_c 25 (to Np^{240}) 35 (to Np^{240m}) (GoldmDT64) σ_f < 1 (GoldmDT64)	A chem, n-capt, genet, excit (MMilE39, MMilE40) daughter U^{239} (MMilE40, StarK42) parent Pu^{239} (KenJ49, SeaG49) daughter Am^{243} (StreK50a)	β^- 0.713 max (11%), 0.437 max e^- 0.02-0.04, 0.048, 0.088, 0.106, 0.156 γ Pu X-rays, 0.106 (23%), 0.209 (4%), 0.228 (12%), 0.278 (14%)	U^{238} (n, γ) $\text{U}^{239}(\beta^-)$ (MMilE40, StarK42)

Isotope Z A	Half-life	Type of decay (α , β , γ , Δ); % abundance; Mass excess ($\Delta = M - A$), MeV ($C^{12} = 0$); Thermal neutron cross section (σ), barns	Class; Identification; Genetic relationships	Major radiations: approximate energies (MeV) and intensities	Principal means of production
${}_{93}\text{Np}^{240}$	63 m (LesR60) others (OrtD51a)	β^- (OrtD51a) Δ 52.2 (MTW)	A chem, cross bomb (OrtD51a) chem, mass spect (LesR60) not daughter $\text{Np}^{240\text{m}}$, lim 5% (LesR60)	β^- 0.89 max γ 0.16, 0.25, 0.44, 0.56, 0.60, 0.92, 1.00, 1.16	U^{238} (a, pn) (VanR58a, HydE64)
$\text{Np}^{240\text{m}}$	7.3 m (KniJD53, HydE48a)	β^- (HydE48a) Δ 52.3 (LHP, MTW)	A chem, genet (HydE48a, KniJD53) daughter U^{240} (HydE48a, KniJD53) not parent Np^{240} , lim 5% (LesR60) descendant Pu^{244} (ButIJP56a, DiaH56)	β^- 2.16 max e^- 0.022, 0.038 γ 0.56 (21%), 0.60 (13%), 0.92 (3%, complex), 1.5 (3%, complex)	daughter U^{240} (HydE64)
Np^{241}	16 m (VanR59, LesR60)	β^- (VanR59) Δ 54.3 (MTW)	A chem, mass spect (LesR60)	β^- 1.4 max	U^{238} (a, p) (VanR59, LesR60)
Np^{241}	3.4 h (LesR60)	$[\beta^-]$ (LesR60)	B chem, mass spect (LesR60)		U^{238} (a, p) (LesR60)
${}_{94}\text{Pu}^{232}$	36 m (OrtD51a)	$\alpha \geq 2\%$, EC $\leq 98\%$ (OrtD51a) Δ 38.4 (MTW)	B chem, sep isotopes, excit, genet (OrtD51a) parent U^{228} (OrtD51a, JameR48)	α 6.59 daughter radiations from Np^{232} , U^{228} , etc	U^{233} (a, 5n) (ThomT57) U^{235} (a, 7n) (HydE64)
Pu^{233}	20 m (ThomT57)	EC 99+%, α 0.1% (ThomT57) Δ 40.04 (MTW)	B chem, excit, genet (ThomT57) parent U^{229} (ThomT57)	α 6.31 daughter radiations from Np^{233} , U^{229} , Th 225 , etc.	U^{233} (a, 4n) (ThomT57)
Pu^{234}	9.0 h (OrtD51a) 8.5 h (PerlmI49) others (HigG52a)	EC 94%, α 6% (AsaF57a) Δ 40.34 (MTW)	A chem, genet, sep isotopes, excit (HydE49b, PerlmI49) parent U^{230} , parent Np^{234} (PerlmI49, OrtD51a) daughter Cm^{238} (HigG52a)	α 6.20 (4%), 6.15 (1.9%) γ Np X-rays daughter radiations from Np^{234} , U^{230} , etc.	U^{233} (a, 3n) (VanR58a) U^{235} (a, 5n) (HydE64)
Pu^{235}	26 m (OrtD51a, ThomT57)	EC 99+%, α 0.003% (ThomT57) Δ 42.2 (MTW)	B chem, excit, sep isotopes (OrtD51a, ThomT57)	γ Np X-rays α 5.86	U^{235} (a, 4n), U^{233} (a, 2n) (ThomT57, OrtD51a)
Pu^{236}	2.85 y (HoffD57) others (JameR49) $t_{1/2}$ (SF) 3.5×10^9 y (GhiA52)	α (JameR49) β stable (cons energy) (ForB58) Δ 42.90 (MTW) σ_f 170 (GoldmDT64)	A chem, excit, sep isotopes, cross bomb, genet (JameR49) parent U^{232} (JameR49) daughter Cm^{240} (SeaG49b) daughter 22 h Np^{236} (JameR49, JameR49a, HydE49b, GhiA52)	α 5.77 (69%), 5.72 (31%) γ U L X-rays, 0.048 (0.31%), 0.109 (0.012%) e^- 0.028, 0.043 daughter radiations from U^{232} , etc.	daughter Np^{236} (HydE64) U^{235} (a, 3n) (VanR58a)
Pu^{237}	45.6 d (HoffD57a) 44 d (ThomT57) 40 d (HoffR53) others (JameR49a)	EC 99+%, α 0.0033% (ThomT57) EC 99+%, α 0.002% (HoffD57a) Δ 45.12 (MTW) σ_f 2500 (GoldmDT64)	A chem, sep isotopes, crc bomb (JameR49) chem, genet energy lev-1s (HoffD58) chem, mass spect (ThomT57)	γ Np X-rays, 0.060 (5%) e^- 0.026, 0.032, 0.038, 0.042, 0.056 α 5.66 (\uparrow 21), 5.37 (\uparrow 79)	U^{235} (a, 2n) (VanR58a) Np^{237} (d, 2n) (JameR49a)
$\text{Pu}^{237\text{m}}$	0.18 s (StepF57a)	IT (StepF57a) Δ 45.26 (MTW)	A genet (StepF57a) daughter Cm^{241} (StepF57a)	γ Pu L X-rays, 0.145 (2%) e^- 0.125 (75%), 0.140 (23%)	daughter Cm^{241} (StepF57a)
Pu^{238}	86.4 y genet (HoffD57b) others (SeaG49b, JafAH49) $t_{1/2}$ (SF) 4.9×10^{10} y (HydE57) others (DruV61a, SegE52)	α (SeaG46) β stable (cons energy) (ForB58) Δ 46.18 (MTW) σ_c 500 (GoldmDT64) σ_f 16.8 (GoldmDT64)	A chem, sep isotopes, excit (SeaG46, SeaG46a, SeaG49) daughter Np^{238} (JameR49, JafAH49, SeaG46a, KenJ49a, SeaG46) daughter Cm^{242} (SeaG49b)	α 5.50 (72%), 5.46 (28%) γ U L X-rays, 0.099 ($8 \times 10^{-3}\%$), 0.150 ($1 \times 10^{-3}\%$), 0.77 ($5 \times 10^{-5}\%$, complex) e^- 0.024, 0.039	daughter Np^{238} from Np^{237} (n, γ) (HydE64) daughter Cm^{242} (HydE64)
Pu^{239}	24, 390 y sp act (DokY59) 24, 413 y sp act (MarkT59) 24, 181 y calorimeter (DetF65, StouJ47) others (FarwG54, CunB49) $t_{1/2}$ (SF) 5.5×10^{15} y (SegE52)	α (KenJ49) β stable (cons energy) (ForB58) Δ 48.60 (MTW) σ_c 274 (GoldmDT64) σ_f 741 (GoldmDT64)	A chem, genet, mass spect (KenJ49) daughter Np^{239} (KenJ49, SeaG49) parent $\text{U}^{235\text{m}}$ (AsaF57, HuiJ57a)	α 5.16 (88%, doublet), 5.11 (11%) γ U X-rays, 0.039 (0.007%), 0.052 (0.020%), 0.129 (0.005%), 0.375 (0.0012%), 0.414 (0.0012%), 0.65 ($8 \times 10^{-5}\%$, complex), 0.77 ($2 \times 10^{-5}\%$, doublet) e^- 0.008, 0.019, 0.033, 0.047	U^{238} (n, γ) U^{239} (β^-) Np^{239} (β^-) (KenJ49, SeaG49)

Isotope Z A	Half-life	Type of decay ($\alpha, \beta, \gamma, \dots$); % abundance; Mass excess ($\Delta = M - A$), MeV ($C^{\infty} = 0$); Thermal neutron cross section (σ), barns	Class; Identification; Genetic relationships	Major radiations: approximate energies (MeV) and intensities	Principal means of production
$^{240}_{94}\text{Pu}$	6580 y genet (IngM51) others (DokY59, ButlJP56a, WestE51, FarwG54) $t_{1/2}$ (SF): 1.34×10^{11} y (WatD62b) 1.45×10^{11} y (MalkL63) others (BarcF54, ChambO54)	α (JameR49) β stable (cons energy) (ForB58) Δ 50.14 (MTW) σ_c 286 (GoldmDT64) σ_f <0.08 (GoldmDT64)	A chem, n-capt, mass spect (ChambO44, FarwG46, BartIA44) daughter Cm ²⁴⁴ (FrieA54)	α 5.17 (76%), 5.12 (24%) γ U L X-rays, 0.65 (complex, $2 \times 10^{-5}\%$) e^- 0.026, 0.040	multiple n-capt from ^{238}U , ^{239}Pu (HydE64)
$^{241}_{94}\text{Pu}$	13.2 y (BrowF60) others (HallG56, MKenD53, RosB56, SmiH61, ThomS50d)	β^- 99+%, α $2.3 \times 10^{-3}\%$ (BrowF60, SmiH61) others (AsaF57a, SeaG49a, GhiA50, IvaR63) Δ 52.98 (MTW) σ_c 425 (GoldmDT64) σ_f 950 (GoldmDT64)	A chem, n-capt, mass spect, excit, genet (SeaG49a, SeaG49, GhiA50) parent Am ²⁴¹ (SeaG49a, CunB49a) parent U ²³⁷ (SeaG49a) daughter Cm ²⁴⁵ (FrieA54)	β^- 0.021 max α 4.90 (0.0019%), 4.85 (0.0003%) γ U X-rays, 0.145 ($1.6 \times 10^{-4}\%$) daughter radiations from Am ²⁴¹	multiple n-capt from ^{238}U , ^{239}Pu , etc. (HydE64)
$^{242}_{94}\text{Pu}$	3.79×10^5 y sp act (ButlJP56a) 3.73×10^5 y sp act (ButlJP56) others (MecJ56, ThomS50d) $t_{1/2}$ (SF): 7.1×10^{10} y (MecJ56) 7.4×10^{10} y (MalkL63) 6.6×10^{10} y (ButlJP56) others (DruV61a)	α (ThomS50d) β stable (cons energy) (ForB58) Δ 54.74 (MTW) σ_c 19 (GoldmDT64) σ_f <0.2 (GoldmDT64)	A chem, mass spect, n-capt, genet (ThomS50d) daughter Am ²⁴² (AsaF60, OKelG50) daughter Cm ²⁴⁶ (FrieA54)	α 4.90 (76%), 4.86 (24%) γ [U L X-rays]	multiple n-capt from ^{238}U , ^{239}Pu , etc. (HydE64) daughter Am ²⁴² (ButlJP56, HydE64)
$^{243}_{94}\text{Pu}$	4.98 h (EngeD53) others (SulJ51, ThomS51)	β^- (SulJ51) Δ 57.77 (MTW) σ_c 170 (GoldmDT64)	A chem, n-capt, cross bomb (SulJ51) genet (ThomS51) parent Am ²⁴³ (ThomS51)	β^- 0.58 max e^- 0.019, 0.036 γ Am L X-rays, 0.084 (21%), 0.381 (0.7%)	^{242}Pu (n, γ) (HydE64, SulJ51, ThomS51)
$^{244}_{94}\text{Pu}$	$\approx 7.6 \times 10^7$ y genet (DiaH56) $\approx 7.5 \times 10^7$ y genet (ButlJP56a) $t_{1/2}$ (SF) 2.5×10^{10} y (FieP55a)	[α] (StuM54a) β stable (cons energy) (ForB58) Δ 59.83 (MTW) σ_c 1.8 (GoldmDT64)	A chem, n-capt, mass spect, genet (StuM54a, ButlJP56a, DiaH56) ancestor Np ^{240m} , parent U ²⁴⁰ (ButlJP56a, DiaH56) daughter Am ^{244m} (FieP55a)	α [4.58] daughter radiations from U ²⁴⁰ , Np ^{240m}	multiple n-capture from ^{238}U , ^{239}Pu , etc. (HydE64, EngeD55, StuM54a)
$^{245}_{94}\text{Pu}$	10.1 h (FieP55) 10.6 h genet (ButlJP56a) others (BrowCI55)	β^- (FieP55) Δ 63 (MTW) σ_c ≈ 260 (GoldmDT64)	B chem, n-capt (FieP55, BrowCI55) parent Am ²⁴⁵ (ButlJP56a, FieP55)	daughter radiations from Am ²⁴⁵	^{244}Pu (n, γ); multiple n-capt from U ²³⁸ , ^{239}Pu , etc. (HydE64, ButlJP56a)
$^{246}_{94}\text{Pu}$	10.85 d (HofD56) others (EngeD55)	β^- (EngeD55) Δ 65.3 (MTW)	A chem, n-capt, mass spect (EngeD55) parent Am ²⁴⁶ (EngeD55)	β^- 0.33 max (10%), 0.15 max e^- 0.020, 0.038, 0.055, 0.156 γ Am X-rays, 0.044 (30%), 0.180 (10%), 0.224 (25%) daughter radiations from Am ²⁴⁶	multiple n-capt from U ²³⁸ (EngeD55, HydE64)
$^{237}_{95}\text{Am}$	≈ 1.3 h (HigG52a)	EC 99+%, α 0.005% (HigG52a) Δ 47 (MTW)	B chem, excit (HigG52a)	α 6.02	^{239}Pu (p, 3n), ^{239}Pu (d, 4n) (HigG52a)
$^{238}_{95}\text{Am}$	1.9 h (GlasR60) others (HigG52a)	EC (StreK50a) no α , $\lim 3 \times 10^{-4}\%$ (HigG52a) Δ 48 (MTW)	B chem, excit (StreK50a)	γ Pu X-rays, 0.36 (12%), 0.58 (29%), 0.98 (80%, doublet), 1.35 (76%)	^{239}Pu (p, 2n) (GlasR60) ^{239}Pu (d, 3n) (StreK50a, HydE64) Np ²³⁷ (α , 3n) (HydE64)
$^{239}_{95}\text{Am}$	12.1 h (GlasR60) 12 h (SeaG49a)	EC 99+%, α 0.005% (GlasR60) EC 99+%, α 0.003% (HigG52a) Δ 49.41 (MTW)	A chem, excit (SeaG49a) genet energy levels (SmiW57) daughter Bk ²⁴³ (ThomS50b)	γ Pu X-rays, 0.209 (5%), 0.228 (18%, doublet), 0.278 (17%) e^- 0.02-0.04, 0.048, 0.088, 0.106, 0.156 α 5.78	^{239}Pu (p, n) (StreK50a) ^{239}Pu (d, 2n) (GlasR60, HigG52a, SeaG49a) Np ²³⁷ (α , 2n) (SeaG49a)

Isotope Z A	Half-life	Type of decay (α, β); % abundance; Mass excess ($\Delta \approx M - A$), MeV ($C^{12} = 0$); Thermal neutron cross section (σ), barns	Class; Identification; Genetic relationships	Major radiations: approximate energies (MeV) and intensities	Principal means of production
$^{95}\text{Am}^{240}$	51.0 h (GlasR60) others (SeaG49a)	α EC (SeaG49a) no α , lim 0.2% (HigG52a) Δ 51 (MTW)	A chem, excit (SeaG49) chem, excit, cross bomb (StreK50a) genet energy levels (SmiW57)	γ Pu X-rays, 0.90 (23%), 1.00 (77%) e^- 0.022, 0.038, 0.079, 0.094	Pu^{239} (d, n) (StreK50a) Pu^{239} (α , p2n) (GlasR56, VanR58) Np^{237} (α , n) (StreK50a, HydE64)
Am^{241}	458 y sp act (HallG57, WallJ58, HallG56) others (HarvB52) $t_{1/2}$ (SF) 2×10^{14} y (DruV61) others (MikV59)	α α (SeaG49a) β stable (cons energy) (ForB58) Δ 52.96 (MTW) σ_c 700 (to Am^{242}) 100 (to Am^{242m}) (GoldmDT64) σ_f 3.0 (GoldmDT64)	A chem, n-capt, excit, mass spect (SeaG49a) daughter Pu^{241} (SeaG49a, CunB49a)	α 5.49 (85%), 5.44 (13%) γ Np L X-rays, 0.060 (36%), 0.101 (0.04%, complex), 0.208 ($6 \times 10^{-4}\%$), 0.335 ($8 \times 10^{-4}\%$, complex), 0.37 ($4 \times 10^{-4}\%$, complex), 0.663 ($5 \times 10^{-4}\%$), 0.722 ($3 \times 10^{-4}\%$) e^- 0.022, 0.038, 0.054	daughter Pu^{241} (HydE64)
Am^{242}	16.01 h (KeeT53) others (BaranS55, SeaG49b)	α β^- 84%, EC 16% (HoffR59) others (BarnR59, HoffR55, BaranS55) Δ 55.48 (MTW) σ_f 2900 (GoldmDT64)	A chem, n-capt, genet (MannWM49, SeaG49b) parent Cm^{242} (MannWM49, SeaG49b, AsaF60) parent Pu^{242} (OKelG50, AsaF60) daughter Am^{242m} (AsaF60)	β^- 0.67 max e^- 0.021, 0.037 γ Pu X-rays, Cm L X-rays	Am^{241} (n, γ), or multiple n-capt from U^{238} , Pu^{239} , etc (HydE64)
Am^{242m}	152 y (BarnR59) others (StreK50a)	α IT 99.4%, α 0.48% (BarnR59, AsaF60) Δ 55.52 (LHP, MTW) σ_c 2000 (GoldmDT64) σ_f 6000 (GoldmDT64)	A chem, mass spect, n-capt (SeaG49a, StreK50a) parent Am^{242} (AsaF60) parent Np^{238} (SeaG49a, StreK50a, AsaF60)	α 5.21 (0.41%) e^- 0.028, 0.044 γ Am L X-rays, Np X-rays, 0.049 (0.20%), 0.087 (0.036%), 0.110 (0.025%), 0.163 (0.025%) daughter radiations from Am^{242} , Np^{238}	Am^{241} (n, γ) (SeaG49a, MannWM49, AsaF60)
Am^{243}	7.95×10^3 y sp act (WallJ58) 7.65×10^3 y sp act (BeadA60) others (BarnR59, ButlJP57, HulE57, AsaF54, DiaH53)	α α (StreK50a) β stable (cons energy) (ForB58) Δ 57.18 (MTW) σ_c 74 (GoldmDT64) σ_f <0.07 (GoldmDT64)	A chem, mass spect (StreK50a) parent Np^{239} (StreK50a) daughter Pu^{243} (Thoms51)	α 5.28 (87%), 5.23 (11.5%) γ Np L X-rays, 0.044 (4%), 0.075 (50%) e^- [0.011, 0.023, 0.052, 0.069] daughter radiations from Np^{239}	multiple n-capt from U^{238} , Pu^{239} , etc. (HydE64, StreK50a)
Am^{244}	10.1 h (VanS62)	α β^- (VanS62) Δ 59.90 (MTW) σ_f 2300 (GoldmDT64)	A chem, n-capt, sep isotopes, genet (VanS62) parent Cm^{244} (VanS62)	β^- 0.387 max e^- 0.020, 0.037, 0.077, 0.094 γ Cm X-rays, 0.099 (5%), 0.154 (19%), 0.746 (66%), 0.900 (25%)	Am^{243} (n, γ) (VanS62)
Am^{244m}	26 m (GhiA54a)	α β^- 99.4%, EC 0.039% (FieP55a) Δ 60.02 (LHP, MTW)	A chem, n-capt (StreK50a) chem, genet (FieP55a) parent Cm^{244} (ReynF50, FieP55a) parent Pu^{244} (FieP55a)	β^- 1.50 max e^- 0.020, 0.037 γ Cm L X-rays	Am^{243} (n, γ) (StreK50a)
Am^{245}	2.07 h (ButlJP56a) others (BrowCI55, FieP55)	α β^- (BrowCI55, FieP55) Δ 61.93 (MTW)	B chem, genet (BrowCI55, FieP55) daughter Pu^{245} (FieP55, ButlJP56a)	β^- 0.91 max e^- 0.125 γ Cm X-rays, 0.253	daughter Pu^{245} (ButlJP56a, FieP55, BrowCI55, HydE64)
Am^{246}	25.0 m (EngeD55) others (BrowCI55)	α β^- (EngeD55, BrowCI55) Δ 64.9 (MTW)	A chem, genet (BrowCI55, EngeD55) parent Cm^{246} (BrowCI55) daughter Pu^{246} (EngeD55)	β^- 2.10 max (7%), 1.60 max γ Cm X-rays, 0.799 (29%), 1.07 (65%, complex)	daughter Pu^{246} (EngeD55, HydE64)
$^{96}\text{Cm}^{238}$	2.5 h (StreK48)	α EC <90%, α >10% (CarrR52) Δ 49.39 (MTW)	B chem (StreK48) chem, genet (HigG52a) parent Pu^{234} (HigG52a)	α 6.51 daughter radiations from Pu^{234}	Pu^{239} (α , 5n) (GlasR56, StreK48) Pu^{238} (α , 4n) (GlasR56)
Cm^{239}	2.9 h (VanR58) 3 h (CarrR52)	α EC, no α (lim 0.1%) (CarrR52) Δ 51 (MTW)	B chem, excit (CarrR52) chem, genet energy levels (VanR58)	γ Am X-rays, 0.188 daughter radiations from Am^{239}	Pu^{239} (α , 4n) (CarrR52)

Isotope Z A	Half-life	Type of decay (α, β); % abundance; Mass excess ($\Delta \equiv M - A$), MeV ($C^{12}=0$); Thermal neutron cross section (σ), barns	Class; Identification; Genetic relationships	Major radiations: approximate energies (MeV) and intensities	Principal means of production
$^{96}_{84}\text{Cm}^{240}$	26.8 d (SeaG49b) $t_{1/2}$ (SF) 7.9×10^5 y (GhiA52)	α (SeaG49b) β stable (cons energy) (HigG52) Δ 51.72 (MTW)	A chem, genet (SeaG49b) parent Pu^{236} (SeaG49b) daughter Cf^{244} (ChetA56)	α 6.29 (72%), 6.25 (28%) daughter radiations from Pu^{236}	Pu^{239} ($\alpha, 3n$) (GlasR56)
$^{241}_{84}\text{Cm}$	35 d (HigG52)	α EC 99%, α 1.0% (GlasR56) Δ 53.73 (MTW)	A chem, excit, cross bomb (SeaG49b, HigG52, GlasR59) parent Pu^{237m} (StepF57a)	γ Am X-rays, 0.475 (95%), 0.60 e 0.123, 0.350 α 5.94 daughter radiations from Pu^{237} daughter radiations from Pu^{237m} included in above listing	Pu^{239} ($\alpha, 2n$) (GlasR56)
$^{242}_{84}\text{Cm}$	162.5 d (GloK54, HannG50) 164.4 d (FlyK65a) others (HutWP54) $t_{1/2}$ (SF) 7.2×10^6 y (HannG51)	α (SeaG49b) β stable (cons energy) (ForB58) Δ 54.82 (MTW) σ_c 20 (GoldmDT64) σ_f <5 (GoldmDT64)	A chem, genet (SeaG49b) mass spect (ReynF50) daughter Am^{242} (AsaF60, MannWM49, SeaG49b) daughter Cf^{246} (HulE51) parent Pu^{238} (SeaG49b)	α 6.12 (74%), 6.07 (26%) γ Pu L X-rays, 0.044 (0.041%), 0.102 ($4 \times 10^{-3}\%$), 0.158 ($2.5 \times 10^{-3}\%$), 0.58 ($3.2 \times 10^{-4}\%$, complex), 0.89 ($3 \times 10^{-5}\%$) e 0.022, 0.039 daughter radiations from Pu^{238}	daughter Am^{242m} , from Am^{241} (n, γ), or multiple n-capt from U^{238} , Pu^{239} , etc. (HydE64)
$^{243}_{84}\text{Cm}$	32 y sp act + mass spect (AsaF57a, HydE64) others (ThomS50b)	α (ReynF50) EC 0.3% (ChoG58) Δ 57.19 (MTW) σ_c 250 (GoldmDT64) σ_f 660 (GoldmDT64)	A chem, mass spect, genet (ReynF50) daughter Bk^{243} (ThomS50b)	α 6.06 (6%, doublet), 5.99 (6%, doublet), 5.79 (73%), 5.74 (11.5%) γ Pu X-rays, 0.209 (4%), 0.228 (12%), 0.278 (14%) e 0.02-0.04, 0.048, 0.088, 0.106, 0.156	multiple n-capt from U^{238} , Pu^{239} , etc. (HydE64, ReynF50)
$^{244}_{84}\text{Cm}$	17.6 y sp act + mass spect (CarnW61) others (FrieA54, StevC54) $t_{1/2}$ (SF) 1.31×10^7 y (MetD65) 1.46×10^7 y (MalkL63a) others (GhiA52)	α (ReynF50) β stable (cons energy) (ForB58) Δ 58.47 (MTW) σ_c 15 (GoldmDT64)	A chem, mass spect (ReynF50) daughter Am^{244m} (ReynF50, FieP55a) daughter Am^{244} (VanS62) daughter Bk^{244} (GuseL56, ChetA56b) daughter Cf^{248} (HulE54) parent Pu^{240} (FrieA54)	α 5.81 (77%), 5.77 (23%) γ Cm L X-rays, 0.043 (0.02%), 0.100 (0.0015%), 0.150 (0.0013%), 0.262 ($1.4 \times 10^{-4}\%$), 0.59 ($2.5 \times 10^{-4}\%$, doublet), 0.82 ($7 \times 10^{-5}\%$) e 0.022, 0.038	multiple n-capt from U^{238} , Pu^{239} , Am^{243} etc. (HydE64)
$^{245}_{84}\text{Cm}$	9.3×10^3 y genet, mass spect (CarnW61) others (HuiJ57b, BrowCI55, FrieA54)	α (HulE51) β stable (cons energy) (ForB58) Δ 61.02 (MTW) σ_c 200 (GoldmDT64) σ_f 1900 (GoldmDT64)	A chem, decay charac, genet (HulE51) chem, mass spect (StevC54, HulE54) daughter Bk^{245} (HulE54, HulE51) parent Pu^{241} (FrieA54)	α 5.36 (80%), 5.31 (7%) γ Pu X-rays, 0.13 (5%), 0.173 (14%) daughter radiations from Pu^{241} , Am^{241}	multiple n-capt from U^{238} , Pu^{239} , Am^{243} , Cm^{244} , etc. (StevC54, FieP56) daughter Bk^{245} (HulE51, HulE54) (HydE64)
$^{246}_{84}\text{Cm}$	5.5×10^3 y genet (CarnW61) others (ButJJP56b, BrowCI55, FrieA54) $t_{1/2}$ (SF) 1.7×10^7 y (MetD65) others (FrieS56)	α (FrieA54, StevC54) β stable (cons energy) (ForB58) Δ 62.64 (MTW) σ_c 15 (GoldmDT64)	A chem, mass spect (StevC54, FieP56) parent Pu^{242} (FrieA54) daughter Am^{246} (BrowCI55) daughter Cf^{250} (ButJJP56b)	α 5.39 (81%), 5.34 (19%) γ [Pu L X-rays]	multiple n-capt from U^{238} , Pu^{239} , Cm^{244} etc. (HydE64, StevC54, FieP56) daughter Cf^{250} (ButJJP56b)
$^{247}_{84}\text{Cm}$	$t_{1/2}$ (α) 1.6×10^7 y genet + mass spect (FieP63) $t_{1/2}$ (α) $> 4 \times 10^7$ y genet + mass spect (DiaH57, StevC54)	α [a] (DiaH57, StevC54) Δ 65.56 (MTW) σ_c 180 (GoldmDT64)	A chem, mass spect (StevC54, DiaH57) daughter Cf^{251} (EasT57)		multiple n-capt from U^{238} , Pu^{239} , Cm^{244} etc. (HydE64, DiaH57, StevC54)
$^{248}_{84}\text{Cm}$	4.7×10^5 y sp act (ButJJP56b) $t_{1/2}$ (SF) 4.6×10^6 y (ButJJP56b)	α 89%, SF 11% (ButJJP56b) β stable (cons energy) (ForB58) Δ 67.43 (MTW) σ_c 6 (GoldmDT64)	B chem, genet (ButJJP56b) daughter Cf^{252} (ButJJP56b)	α 5.08 (82%), 5.04 (18%) γ [Pu L X-rays] SF fission fragments, neutrons, γ rays, electrons, daughter radiations	daughter Cf^{252} (ButJJP56b) multiple n-capt from U^{238} , Pu^{239} , Cm^{244} , etc. (HydE64)
$^{249}_{84}\text{Cm}$	64 m (EasT58) 65 m (FieP56)	β^- (FieP56) Δ 70.8 (MTW)	B n-capt, chem (FieP56)	β^- 0.9 max	Cm^{248} (n, γ) (EasT58) multiple n-capt from U^{238} , Pu^{239} , Cm^{244} , etc. (ThomS54, FieP56, HydE64)

Isotope Z A	Half-life	Type of decay (α, β, γ); % abundance; Mass excess ($\Delta = M - A$), MeV ($C^{12} = 0$); Thermal neutron cross section (σ), barns	Class; Identification; Genetic relationships	Major radiations: approximate energies (MeV) and intensities	Principal means of production
$^{96}\text{Cm}^{250}$	$t_{1/2}$ (SF): 1.7×10^4 y (GrouCR66) 2×10^4 y (HuiJ57b) others (FieP56)	α SF (HuiJ57b) Δ 73 (MTW)	A chem, decay charac (HuiJ57b) chem, mass spect (GrouCR66)	SF fission fragments, neutrons, γ rays, electrons, daughter radiations	multiple n-capt from U^{238} (HuiJ57b, HydE64)
$^{97}\text{Bk}^{243}$	4.6 h (ThomS50b, GhiA54) 4.5 h (ChetA56b) others (HulE51)	α EC 99%, α 0.15% (ChetA56b) Δ 58.70 (MTW)	A chem, genet (ThomS50, ThomS50b) parent Cm^{243} (ThomS50b) parent Am^{239} (ThomS50b)	α 6.76 (0.023%), 6.72 (0.019%), 6.57 (0.038%), 6.54 (0.029%), 6.21 (0.020%) γ Cm X-rays, 0.755, 0.84, 0.946	Am^{241} ($\alpha, 2n$) (ThomS50b) Cm^{242} (d, n) (HulE51) Am^{243} ($\alpha, 4n$) (ChetA56b) (HydE64)
Bk^{244}	4.4 h (ChetA56b)	α EC 99%, α 0.006% (ChetA56b) Δ 61 (MTW)	B chem, excit, genet (ChetA56b) parent Cm^{244} (ChetA56b, GuseL56)	α 6.67 (0.003%), 6.62 (0.003%) γ Cm X-rays, 0.145 ($\uparrow 7$), 0.188 ($\uparrow 16$), 0.218 ($\uparrow 100$), 0.334 ($\uparrow 10$), 0.490 ($\uparrow 14$), 0.892 ($\uparrow 88$), 0.922 ($\uparrow 17$), 1.16 ($\uparrow 11$, doublet)	Am^{243} ($\alpha, 3n$) (ChetA56b) [Cm^{244} ($d, 2n$)], [Cm^{244} (p, n)], Am^{241} (α, n) (HydE64)
Bk^{245}	4.98 d (MagL56) others (HulE51)	α EC 99%, α 0.11% (MagL56) Δ 61.84 (MTW)	A chem, excit, decay charac (HulE51) daughter Cf^{245} (ChetA56) parent Cm^{245} (HulE51, HulE54)	α 6.36 (0.018%), 6.32 (0.017%), 6.15 (0.021%), 6.12 (0.016%), 5.89 (0.024%) γ Cm X-rays, 0.253 (31%), 0.39 (3%, doublet) e^- 0.125	Am^{243} ($\alpha, 2n$) (ChetA56b) Cm^{244} (d, n) (HulE51) Cm^{242} (α, p) (HulE51) (HydE64)
Bk^{246}	1.8 d (HulE54)	α EC (HulE54) Δ 64 (MTW)	B chem, decay charac, excit (HulE54, ChetA56b)	γ Cm X-rays, 0.800 (40%), 1.07 (12%, complex)	Cm^{244} (α, pn), Am^{243} (α, n) (HulE54, ChetA56b, HydE64)
Bk^{247}	1.4×10^3 y (MilsJ65) others (ChetA56b)	α α , no EC (ChetA56b) Δ 65.47 (MTW)	B chem, decay charac (ChetA56b)	α 5.68 (37%), 5.52 (58%) γ Am X-rays, 0.084 (40%), 0.27 (30%) daughter radiations from Am^{243} etc.	daughter Cf^{247} , Cm^{244} (α, p), Cm^{245-6} (α, pxn) (HydE64, ChetA56b)
Bk^{248}	16 h (ChetA56b) 23 h genet (HulE56)	β^- 70%, EC 30% (ChetA56b) Δ 67.9 (MTW)	B n-capt, chem, genet (ChetA56b) parent Cf^{248} (HulE56, ChetA56b)	β^- 0.65 max γ Cm X-rays daughter radiations from Cf^{248}	Bk^{247} (n, γ) (ChetA56b) Cm^{245} (α, p) (HulE56) (HydE64)
Bk^{248}	>9 y sp act + mass spect (MilsJ65) $t_{1/2}$ (β^-) $>10^4$ y genet (MilsJ65)	α ?	B chem, mass spect (MilsJ65)		Cm^{246} (α, pn) (MilsJ65)
Bk^{249}	314 d (EasT57) others (MagL54, DiaH54) $t_{1/2}$ (SF): 6×10^8 y (HydE57) $>1.5 \times 10^9$ y (EasT57)	β^- 99%, α 0.0022% (EasT57) others (MagL54, DiaH54) Δ 69.86 (MTW) σ_c 500 (GoldmDT64)	A chem, genet (ThomS54, GhiA54a, DiaH54) chem, mass spect (FieP56) parent Cf^{249} (GhiA54a, MagL54)	β^- 0.125 max α 5.42 (0.0015%) γ 0.32 (3×10^{-5} %, doublet) daughter radiations from Cf^{249} , Am^{245}	multiple n-capt from U^{238} , Pu^{239} , Cm^{244} , etc. (ThomS54, DiaH54, MagL54, FieP56, HydE64)
Bk^{250}	193.3 m (VanS59) others (GhiA54a, MagL54)	β^- (GhiA54a) Δ 72.95 (MTW)	A n-capt, chem, genet (GhiA54a) parent Cf^{250} (GhiA54a) daughter Es^{254} (HarvB55, JonM56)	β^- 1.76 max (11%), 0.73 max e^- 0.019, 0.036 γ Cf L X-rays, 0.990 (47%), 1.032 (39%)	Bk^{249} (n, γ) (GhiA54a) daughter Es^{254} (HarvB55, JonM56) (HydE64)
$^{98}\text{Cf}^{244}$	25 m (ChetA56) others (ThomS50c, ThomS50a, GhiA51, GhiA54, GuseL56)	α (ChetA56) Δ 61.43 (MTW)	A chem, excit, genet (ThomS50a, ChetA56) parent Cm^{240} (ChetA56) daughter Fm^{248} (GhiA58)	α 7.18	Cm^{244} ($\alpha, 4n$) (ChetA56) Cm^{242} ($\alpha, 2n$) (ChetA56) U^{238} ($C^{12}, 6n$) (HydE64)
Cf^{245}	44 m (ThomS50c) others (ThomS50a, GhiA51, GhiA54)	α EC 70%, α 30% (ChetA56) Δ 63.38 (MTW)	B chem, excit, genet (ChetA56) parent Bk^{245} (ChetA56) not parent Cm^{240} (ChetA56) daughter Fm^{249} (PerelV59)	α 7.12 daughter radiations from Bk^{245} Cm^{241}	Cm^{244} ($\alpha, 3n$) (ChetA56) Cm^{242} (α, n) (ChetA56) U^{238} ($C^{12}, 5n$) (GhiA51, GhiA54) (HydE64)
Cf^{246}	35.7 h (HulE51) $t_{1/2}$ (SF) 2.1×10^3 y (HulE53)	α (GhiA51) Δ 64.11 (MTW)	A chem, genet (GhiA51) parent Cm^{242} (HulE51) daughter Es^{246} (GhiA54)	α 6.76 (78%), 6.72 (22%) γ Cm L X-rays daughter radiations from Cm^{242}	Cm^{244} ($\alpha, 2n$) (ChetA56, HulE51) U^{238} ($C^{12}, 4n$) (GhiA51) (HydE64)

Isotope Z A	Half-life	Type of decay ($\alpha, \beta, \gamma, \dots$); % abundance; Mass excess ($\Delta = M - A$), MeV ($C^{12} = 0$); Thermal neutron cross section (σ), barns	Class; Identification; Genetic relationships	Major radiations: approximate energies (MeV) and intensities	Principal means of production
${}_{98}\text{Cf}^{247}$	2.5 h (HulE54, ChetA56b) others (GhiA54)	α EC (HulE54) Δ 66 (MTW)	B chem (HulE54) chem, excit (ChetA56b)	γ Bk X-rays, 0.295 (1%), 0.417, 0.460 e^- 0.164	$\text{Cm}^{244}(\alpha, n)$ (HulE54) $\text{Cm}^{245-6}(\alpha, xn)$ (HydE64) $\text{U}^{238}(\text{N}^{14}, p4n)$ (GhiA54)
Cf^{248}	350 d genet (HulE57a) others (GhiA54) $t_{1/2}$ (SF) $\approx 1.5 \times 10^4$ y (HulE57a)	α (GhiA54, HulE54) β stable (cons energy) (ForB58) Δ 67.26 (MTW)	A chem, genet (GhiA54, HulE54) parent Cm^{244} (HulE54) daughter 16 h Bk^{248} (HulE56, ChetA56b) daughter Fm^{252} (FrieA56) daughter Es^{248} (ChetA56a)	α 6.27 (82%), 6.22 (18%) γ [Cm L X-rays]	$\text{Cm}^{245-248}(\alpha, xn)$ (HulE54) $\text{U}^{238}(\text{N}^{14}, p3n)$ (GhiA54) daughter Bk^{248} , Es^{248} , Fm^{252} (HydE64)
Cf^{249}	360 y genet (EasT57) others (MagL54, GhiA54a) $t_{1/2}$ (SF): 1.5×10^9 y (HydE57) others (DiaH54, MagL54)	α (ThomS54) β stable (cons energy) (ForB58) Δ 69.74 (MTW) σ_c 270 (GoldmDT64) σ_f 1735 (GoldmDT64)	A chem, genet (ThomS54, GhiA54a) chem, genet, mass spect (DiaH54, MagL54, FieP56) daughter Bk^{249} (GhiA54a, MagL54)	α 5.81 (84%) γ Cm X-rays, 0.333 (16%), 0.388 (72%)	daughter Bk^{249} (GhiA54a, DiaH54, MagL54, HydE64) multiple n-capt from U^{238} , Pu^{239} , Cm^{244} , etc. (HydE64)
Cf^{250}	13.2 y genet (MetD65) 13 y (PhilL63) others (EasT57, MagL54, GhiA54a) $t_{1/2}$ (SF) 1.7×10^4 y (MetD65, PhilL63) others (MagL54, DiaH54, GhiA54a)	α (GhiA54a) β stable (cons energy) (ForB58) Δ 71.19 (MTW) σ_c 1500 (GoldmDT64) σ_f <350 (GoldmDT64)	A chem, genet (ThomS54, GhiA54a) chem, mass spect (DiaH54, MagL54) daughter Bk^{250} (GhiA54a) daughter Fm^{254} (PhilL63) parent Cm^{246} (ButlJP56b)	α 6.03 (83%), 5.99 (17%) e^- 0.023, 0.038 γ [Cm L X-rays]	multiple n-capt from U^{238} , Pu^{239} , Cm^{244} , etc. (MagL54) daughter Bk^{250} (GhiA54a, PhilL63) daughter Fm^{254} (LedC63) (HydE64)
Cf^{251}	≈ 800 y genet (EasT57) others (MagL54)	α (EasT57) β stable (cons energy) (ForB58) Δ 74.15 (MTW) σ_c 3000 (GoldmDT64) σ_f 3000 (GoldmDT64)	A chem, mass spect (DiaH54, MagL54) parent Cm^{247} (EasT57)	α 5.85 (45%), 5.67 (55%) γ Cm X-rays, 0.18	multiple n-capt from U^{238} , Pu^{239} , Cm^{244} , etc. (EasT57, MagL54, DiaH54, HydE64)
Cf^{252}	2.646 y (MetD65) others (MagL54, EasT57, FieP56, GhiA54a) $t_{1/2}$ (SF): 85 y (MetD65) others (GhiA54a, EasT57, MagL54, SevK61)	α 96.9%, SF 3.1% (MetD65) (AsaF66a) α 97.0%, SF 3.0% (AsaF66a) β stable (cons energy) (ForB58) Δ 76.05 (MTW) σ_c 30 (GoldmDT64)	A chem (ThomS54, GhiA54a) chem, mass spect (StuM54, MagL54, DiaH54) parent Cm^{248} (ButlJP56b)	α 6.12 (82%), 6.08 (15%) e^- 0.022, 0.038 γ Cm L X-rays SF fission fragments, neutrons, γ rays, electrons, daughter radiations	multiple n-capt from U^{238} , Pu^{239} , Cm^{244} , etc. (GhiA54, DiaH54, MagL54, FieP56, HydE64)
Cf^{253}	17.6 d genet (MetD65) 17 d genet (EasT57) 18 d (DiaH54, MagL54) others (ChoG54)	β^- 99.4%, α 0.31% (GrouCR66) Δ 79.3 (MTW)	A chem, genet (ChoG54, DiaH54, MagL54) chem, mass spect (FieP56) parent Es^{253} (ChoG54, MagL54) [daughter Fm^{257}] (HulE64)	β^- 0.27 max α 5.98 daughter radiations from Es^{253}	multiple n-capt from U^{238} , Pu^{239} , Cm^{244} , Cf^{252} , etc. (MagL54, ThomS54, ChoG54, HydE64)
Cf^{254}	60.5 d (PhilL63, MetD65) others (HuiJ57b, FieP56, HarvB55)	SF 99.4%, α \approx 0.2% (AsaF66a) β stable (cons energy) (ForB58) Δ 81 (MTW) σ_c <2 (GoldmDT64)	A chem, genet (HarvB55) chem, mass spect (FieP56) daughter Es^{254m} (HarvB55, FieP56) not daughter Fm^{257} (HulE64)	SF fission fragments, neutrons, γ rays, electrons, daughter radiations α 5.84	multiple n-capt from U^{238} , Pu^{239} , Cm^{244} , Cf^{252} , etc. (FieP56, DiaH60) daughter Es^{254m} (0.08%) (HarvB55, FieP56) (HydE64)
${}_{99}\text{Es}^{245}$	1.3 m (GhiA61a, MikV66)	α 17%, EC 83% (MikV66) Δ 66 (MTW)	B cross bomb (GhiA61a) cross bomb, excit, genet (MikV66) parent Cf^{245} (MikV66)	α 7.70 daughter radiations from Cf^{245}	$\text{U}^{235}(\text{N}^{14}, 4n)$, $\text{U}^{238}(\text{N}^{14}, 7n)$ (MikV66) $\text{Np}^{237}(\text{C}^{12}, 4n)$, $\text{Pu}^{240}(\text{B}^{10}, 5n)$ (GhiA61a)
Es^{246}	7.3 m (GhiA54) 7.7 m (MikV66) others (GuseL56)	α 10%, EC 90% (MikV66) Δ 68 (MTW)	D chem, decay charac, genet (GhiA54) excit, genet (MikV66) parent Cf^{246} (GhiA54, MikV66)	α 7.33	$\text{U}^{238}(\text{N}^{14}, 6n)$ (GhiA54, MikV66, HydE64)

Isotope Z A	Half-life	Type of decay (☛☛); % abundance; Mass excess ($\Delta \approx M-A$), MeV ($C^{12}=0$); Thermal neutron cross section (σ), barns	Class; Identification; Genetic relationships	Major radiations: approximate energies (MeV) and intensities	Principal means of production
${}_{99}\text{Es}^{247}$	5.0 m (MikV66)	☛ $\alpha \approx 7\%$, EC $\approx 93\%$ (MikV66) Δ 68 (MTW)	C excit (MikV66)	α 7.33	$\text{U}^{238}(\text{N}^{14}, 5n)$ (MikV66)
Es^{248}	25 m (ChetA56a)	☛ EC 99+%, $\alpha \approx 0.3\%$ (ChetA56a) Δ 70 (MTW)	B chem, excit, genet (ChetA56a) parent Cf^{248} (ChetA56a)	α 6.88	$\text{Cf}^{249}(\text{d}, 3n)$ (ChetA56a) (HydE64)
Es^{249}	2 h (HarvB56)	☛ EC 99+%, α 0.13% (HarvB56) Δ 71.15 (MTW)	B chem, excit (HarvB56)	α 6.77	$\text{Bk}^{249}(\text{a}, 4n)$ (HarvB56) $\text{Cf}^{249}(\text{d}, 2n)$ (ChetA56a) $\text{Cf}^{249}(\text{a}, \text{p}3n)$ (HarvB56) (HydE64)
Es^{250}	8 h (HarvB56)	☛ EC (HarvB56) Δ 73 (MTW)	B chem, excit (HarvB56)	γ [Cf X-rays]	$\text{Bk}^{249}(\text{a}, 3n)$, $\text{Cf}^{249}(\text{d}, \text{n})$, $\text{Cf}^{249}(\text{a}, \text{t})$ (HydE64)
Es^{251}	1.5 d (HarvB56)	☛ EC 99+%, α 0.53% (HarvB56) Δ 74.5 (MTW)	B chem, excit (HarvB56)	α 6.49	$\text{Bk}^{249}(\text{a}, 2n)$ (HarvB56)
Es^{252}	≈ 140 d (HarvB56)	☛ α , no β^- , lim 3%, no EC (HarvB56) EC and β^- unstable (cons energy) (MTW) Δ 77.1 (MTW)	B chem, excit (HarvB56)	α 6.64 (82%), 6.58 (13%) γ Bk X-rays, 0.074 (0.07%), 0.154 (0.07%), 0.198 (0.08%), 0.228 (0.23%), 0.278 (0.21%), 0.40 (1.1%, complex)	$\text{Bk}^{249}(\text{a}, \text{n})$ (HarvB56) $\text{Cf}^{252}(\text{d}, 2n)$ (MHarW65)
Es^{253}	20.47 d (HalvS66) 20.7 d (GrouCR66) 20.03 d (JonM56) others (FieP54, ChoG54) $t_{1/2}$ (SF): 6.4×10^5 y (MetD65) 7×10^5 y (JonM56) others (FieP54, StuM54)	☛ α (ThomS54) β stable (cons energy) (ForB58) Δ 79.03 (MTW) σ_c 300 (to $\text{Es}^{254\text{m}}$)	A chem, genet (ThomS54, ChoG54, StuM54) daughter Cf^{253} (ChoG54, MagL54) daughter Fm^{253} (AmiS57) descendant Fm^{257} (SikT65)	α 6.64 (90%) e^- 0.017, 0.027, 0.035, 0.040 γ Bk X-rays, 0.387 (0.05%, complex), 0.429 (0.008%, doublet)	daughter Cf^{253} (from multiple n-capt) (JonM56, StuM54, ThomS54, HydE64)
Es^{254}	276 d (UniJ66) 480 d (SchumR58, JonM56) others (HarvB55) $t_{1/2}$ (SF) 7×10^5 y (MHarW65)	☛ α , no β^- , lim $3 \times 10^{-4}\%$ (MHarW66) Δ 82.00 (MTW) σ_c < 40 (GoldmDT64)	A chem, genet (HarvB55, JonM56) parent Bk^{250} (HarvB55, JonM56) not parent Fm^{254} , lim $3 \times 10^{-4}\%$ (MHarW66)	α 6.44 (93%) γ Bk X-rays, 0.063 (2.0%), 0.27 (0.12%, complex), 0.31 (0.22%, doublet), 0.39 (0.07%, complex) e^- 0.011, 0.018, 0.030, 0.037 daughter radiations from Bk^{250} , Cf^{250}	multiple n-capt from U^{238} , Pu^{239} , Cm^{244} , Cf^{252} , Es^{253} , etc. (JonM56, HarvB55, HydE64)
$\text{Es}^{254\text{m}}$	39.3 h (UniJ62) others (FieP54, JonM56, ChoG54) $t_{1/2}$ (SF) > 10 y (FieP54)	☛ β^- 99+%, EC 0.08% (PhiL63) others (HarvB55) Δ 82.10 (MTW)	A n-capt, chem, decay charac (FieP54, ChoG54, HarvB55) parent Fm^{254} (FieP54, ChoG54) parent Cf^{254} (HarvB55, FieP56)	β^- 1.13 max (25%), 0.43 max e^- 0.020, 0.038 γ Fm X-rays, 0.65 (31%), 0.69 (38%, complex) daughter radiations from Fm^{254}	multiple n-capt from U^{238} , Pu^{239} , Cm^{244} , Cf^{252} , Es^{253} , etc. (FieP54, ChoG54, HydE64)
Es^{255}	38.3 d (HalvS66) others (GrouCR66, MHarW66, JonM56, ChoG54) $t_{1/2}$ (SF) > 170 y (GrouCR66)	☛ β^- 91.5%, α 8.5% (GrouCR66) Δ 84 (MTW)	B chem, genet (ChoG54, JonM56) parent Fm^{255} (ChoG54, JonM56)	α 6.31 daughter radiations from Fm^{255} , [Bk^{251}]	multiple n-capt from U^{238} , Pu^{239} , Cm^{244} , Cf^{252} , Es^{253} , etc. (JonM56, ChoG54, DiaH60, FieP56, GhiA55a, HydE64)
Es^{256}	short (ChoG55)	☛ [β^-] (ChoG55)	F (ChoG55)		$\text{E}^{255}(\text{n}, \gamma)$ (ChoG55, HydE64)
${}_{100}\text{Fm}^{248}$	0.6 m genet (GhiA58) others (GuseL56)	☛ [α] (GhiA58) Δ 72 (MTW)	B genet, chem (GhiA58) parent Cf^{244} (GhiA58) daughter ${}_{102}\text{Fm}^{252}$ (MikV66a, GhiA67)		$\text{Pu}^{240}(\text{C}^{12}, 4n)$ (GhiA58) $\text{U}^{238}(\text{O}^{16}, 6n)$ (GuseL56) (HydE64)
Fm^{249}	≈ 2.5 m (PerelV59)	☛ α (PerelV59) β^- unstable (cons energy) (MTW) Δ 73.8 (MTW)	B genet, excit, decay charac (PerelV59) parent Cf^{245} (PerelV59)	α 7.9	$\text{U}^{238}(\text{O}^{16}, 5n)$ (PerelV59)

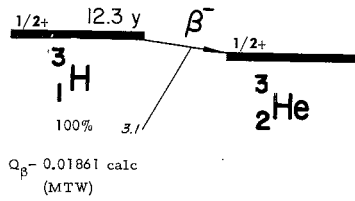
Isotope Z A	Half-life	Type of decay (α, β, γ); % abundance; Mass excess ($\Delta = M - A$, MeV ($C^{12} = 0$); Thermal neutron cross section (σ), barns	Class; Identification; Genetic relationships	Major radiations: approximate energies (MeV) and intensities	Principal means of production
^{250}Fm	30 m (AmiS57a, AttH54) others (DoneE62)	α a, EC ? (AmiS57a) Δ 74.10 (MTW)	B chem, excit (AttH54, AmiS57a) daughter $^{254}\text{102}$ (GhiA58, DoneE65, MikV66a, GhiA67)	α 7.44	$\text{Cf}^{249}(\alpha, 3n)$ (AmiS57a) $^{238}\text{O}^{16}(4n)$ (AttH54) (HydE64)
^{251}Fm	7 h (AmiS57a)	α EC $\approx 99\%$, $\alpha \approx 1\%$ (AmiS57a) Δ 76 (MTW)	B chem, excit (AmiS57a)	α 6.89 γ [Es X-rays] daughter radiations from Es^{251}	$\text{Cf}^{249}(\alpha, 2n)$ (AmiS57a)
^{252}Fm	22.7 h (FrieA56) others (AmiS57a) $t_{1/2}$ (SF) > 8 y (FrieA56)	α (FrieA56) β stable (cons energy) (ForB58) Δ 76.84 (MTW)	B chem, genet (FrieA56) chem, excit (AmiS57a) parent Cf^{248} (FrieA56) daughter $^{256}\text{102}$ (DoneE64)	α 7.05	$\text{Cf}^{250-252}(\alpha, xn)$ (FrieA56) $\text{Cf}^{249}(\alpha, n)$ (AmiS57a)
^{253}Fm	3 d (AmiS57) > 10 d (FrieA56)	α EC 89%, α 11% (AmiS57) Δ 80 (MTW)	B chem (FieP56) chem, genet (AmiS57) parent Es^{253} (AmiS57)	α 6.96 (9%), 6.91 (2%) daughter radiations from Es^{253}	$\text{Cf}^{252}(\alpha, 3n)$ (FrieA56, AmiS57)
^{254}Fm	3.24 h (JonM56) others (FieP54, StuM54, ChoG54, HarvB54) $t_{1/2}$ (SF): 246 d (JonM56) 220 d (FieP54) 200 d (ChoG54)	α α 994%, SF 0.055% (JonM56) β stable (cons energy) (ForB58) Δ 80.93 (MTW)	A chem, genet (HarvB54, ChoG54, FieP54, StuM54) daughter Es^{254m} (ChoG54, FieP54) not daughter Es^{254} , lim $3 \times 10^{-4}\%$ (MHarW66) parent Cf^{250} (PhiL63)	α 7.20 (82%), 7.16 (17%) γ Cf L X-rays e^- 0.019, 0.036	daughter Es^{254m} (StuM54a, ChoG54, HydE64)
^{255}Fm	20.1 h (AsaF64) others (JonM56, ChoG54) $t_{1/2}$ (SF): 1×10^4 y (PhiL63) others (HydE57)	α (ChoG54) β stable (cons energy) (ForB58) Δ 83.82 (MTW)	B chem, genet (ChoG54) daughter Es^{255} (ChoG54, JonM56) daughter Md^{255} (PhiL58)	α 7.03 (93%) γ Cf L X-rays, 0.059 (0.9%, doublet), 0.081 (1.1%, doublet) e^- 0.032, 0.05-0.07	daughter Es^{255} (ChoG54, JonM56, HydE64)
^{256}Fm	2.7 h (PhiL58, SikT65) others (ChoG55)	α SF 97%, α 3% (SikT65) β stable (cons energy) (ForB58) Δ 85.44 (MTW)	B chem, decay charac (ChoG55) daughter Md^{256} (PhiL58)	SF fission fragments, neutrons, γ rays, electrons, daughter radiations α 6.86	$\text{Es}^{255}(n, \gamma)[\text{Es}^{256}](\beta^-)$ (ChoG55, HydE64) daughter Md^{256} (PhiL58, SikT65)
^{257}Fm	80 d (SikT65) 79 d (HulE64) 94 d (GrouCR66) others (AsaF66b) $t_{1/2}$ (SF) 100 y (HulE64) 94 y (AsaF66b) others (GrouCR66)	α (HulE64) Δ 88.6 (MTW)	B chem, [genet], excit [parent Cf^{253}], not parent Cf^{254} (HulE64) ancestor Es^{253} , daughter Md^{257} (SikT65)	α 6.53 (94%) γ Cf X-rays, 0.180 (8%), 0.242 (10%) e^- 0.037, 0.045, 0.055, 0.106 daughter radiations from Cf^{253} , Es^{253}	multiple n-capt from Pu^{242} , Am^{243} , Cm^{244} , etc. (HulE64, AsaF66b)
^{258}Fm	≈ 11 d (GatR63) ≈ 2 h (GrouCR66)	SF (GatR63)	G chem, decay charac (GatR63) activity not observed (GrouCR66)		multiple n-capt from Cm^{244} (GatR63)
^{255}Md	0.6 h (SikT65) ≈ 0.5 h (PhiL58)	α EC 90%, α 10% (SikT65) Δ 84.4 (MTW)	B chem, genet (PhiL58) parent Fm^{255} (PhiL58)	α 7.34 daughter radiations from Fm^{255}	$\text{Es}^{253}(\alpha, 2n)$ (PhiL58) B^{11} , C^{12} , C^{13} on Cf^{252} (SikT65)
^{256}Md	1.5 h (PhiL58, SikT65) others (GhiA55)	α EC 97%, α 3% (SikT65) Δ 86.9 (MTW)	B chem (GhiA55) chem, genet (PhiL58) parent Fm^{256} (PhiL58)	α 7.18 daughter radiations from Fm^{256}	$\text{Es}^{253}(\alpha, n)$ (GhiA55) B^{11} , C^{12} , C^{13} on Cf^{252} (SikT65)
^{257}Md	3 h (SikT65)	α EC $\approx 92\%$, $\alpha \approx 8\%$, no SF, lim 10% (SikT65) Δ 89 (MTW)	D chem, excit, decay charac (SikT65) parent Fm^{257} (SikT65)	α 7.25 ?, 7.08	B^{11} , C^{12} , C^{13} on Cf^{252} (SikT65)
$^{251}\text{102}$	0.8 s (GhiA67)	α (GhiA67)	E excit, decay charac, cross bomb (GhiA67)	α 8.68 ? (20%), 8.58 (80%)	$\text{Cm}^{244}(\text{C}^{12}, 5n)$ (GhiA67)
$^{252}\text{102}$	2.1 s (GhiA67) 5 s (MikV66a) 3 s (GhiA58, GhiA59)	α $\alpha \approx 70\%$, SF $\approx 30\%$ (GhiA59) α (MikV66a) Δ 83 (LHP, MTW)	C excit, decay charac (GhiA59) excit, genet, cross bomb, decay charac (MikV66a, GhiA67) parent Fm^{248} (MikV66a, GhiA67) formerly assigned to $^{254}\text{102}$ (GhiA58, GhiA59)	α 8.41	$\text{Cm}^{244}(\text{C}^{12}, 4n)$ (GhiA67, GhiA59) $\text{Cm}^{244}(\text{C}^{13}, 5n)$ (GhiA67) $\text{Pu}^{239}(\text{O}^{18}, 5n)$ (MikV66a)

Isotope Z A	Half-life	Type of decay (α); % abundance; Mass excess ($\Delta=M-A$), MeV ($C^2=0$); Thermal neutron cross section (σ), barns	Class; Identification; Genetic relationships	Major radiations: approximate energies (MeV) and intensities	Principal means of production
102^{253}	95 s (MikV66a) 100 s (GhiA67)	α (MikV66a, GhiA67) Δ 84 (LHP, MTW)	C: excit, cross bomb, genet (MikV66a) excit, cross bomb, genet (GhiA67) parent Fm ²⁴⁹ (MikV66a, GhiA67)	α 8.02	Cm ²⁴⁴ (C ¹³ , 4n), Cm ²⁴⁶ (C ¹² , 5n) (GhiA67) Pu ²⁴² (O ¹⁶ , 5n), Pu ²³⁹ (O ¹⁸ , 4n) (MikV66a)
102^{254}	55 s (GhiA67) 50 s (DubG66) 75 s (MikV66a) others (DoneE65, ZagB65)	α (ZagB65, GhiA67, MikV66a) no SF, lim 0.06% (FleG66) Δ 84.8 (LHP, MTW)	C: genet (GhiA58, GhiA59) genet, excit (DoneE65) excit, decay charac, cross bomb (MikV66a, GhiA67) parent Fm ²⁵⁰ (GhiA58, GhiA59, DoneE65, MikV66a, GhiA67)	α 8.10	Cm ²⁴⁶ (C ¹² , 4n) (GhiA67, GhiA58, GhiA59) Cm ²⁴⁶ (C ¹³ , 5n), Cm ²⁴⁴ (C ¹³ , 3n) (GhiA67) Pu ²⁴² (O ¹⁶ , 4n) (MikV66a) Am ²⁴³ (N ¹⁵ , 4n) (DoneE65, ZagB65, MikV66) U ²³⁸ (Ne ²² , 6n) (DoneE65)
102^{255}	180 s (DubG66, GhiA67) 2 m (AkaGN66)	α (AkaGN66, DubG66, GhiA67) Δ 87 (LHP, MTW)	C: excit, cross bomb, decay charac (AkaGN66) excit, cross bomb, decay charac (DubG66, GhiA67)	α 8.11	Cm ²⁴⁶ (C ¹³ , 4n), Cm ²⁴⁸ (C ¹² , 5n) (GhiA67) Pu ²⁴² (O ¹⁸ , 5n) (DubG66) U ²³⁸ (Ne ²² , 5n) (AkaGN66, DubG66)
102^{256}	2.7 s (GhiA67) 6 s (AkaGN66) 9 s (DubG66) 8 s (KuzV65, DoneE64)	α (DoneE64, AkaGN66, GhiA67) SF 0.5% (KuzV65) Δ 87.83 (LHP, MTW)	C: genet, excit (DoneE64) excit, cross bomb, decay charac (DubG66, GhiA67) chem (?) (ChubY66) parent Fm ²⁵² (DoneE64)	α 8.43	Cm ²⁴⁸ (C ¹² , 4n), Cm ²⁴⁸ (C ¹³ , 5n), Cm ²⁴⁶ (C ¹³ , 3n) (GhiA67) Pu ²⁴² (O ¹⁸ , 4n) (KuzV65) U ²³⁸ (Ne ²² , 4n) (DoneE64, AkaGN66)
102^{257}	20 s (GhiA67)	α (GhiA67) Δ 90 (LHP, MTW)	E: excit, cross bomb, decay charac (GhiA61, GhiA67)	α 8.27 (50%), 8.23 ? (50%)	Cm ²⁴⁸ (C ¹³ , 4n), Cm ²⁴⁸ (C ¹² , 3n) (GhiA67) B ¹⁰ , B ¹¹ on Cf ²⁵⁰⁻²⁵² (GhiA61)
$103Lw^{256}$	\approx 45 s (DubG66)	α , EC (?) (DubG66)	F: excit (DubG66)		Am ²⁴³ (O ¹⁸ , 5n) (DubG66)
$103Lw^{258}$ $103Lw^{259}$	8 s (GhiA61)	α (GhiA61)	E: cross bomb, excit, decay charac (GhiA61, GhiA67a) formerly assigned to Lw ²⁵⁷ (GhiA61)	α 8.6	B ¹⁰ , B ¹¹ on Cf ²⁵⁰⁻²⁵² (GhiA61)
104^{260}	0.3 s (FleG64)	SF (FleG64) no α , lim 50% (DruV66)	E: excit, cross bomb (FleG64) chem (?) (ZvaI66)		Pu ²⁴² (Ne ²² , 4n) (FleG64)

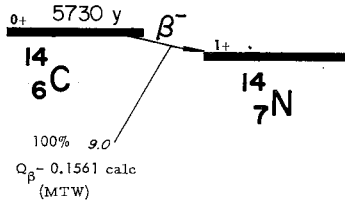
Table II

Detailed nuclear level properties

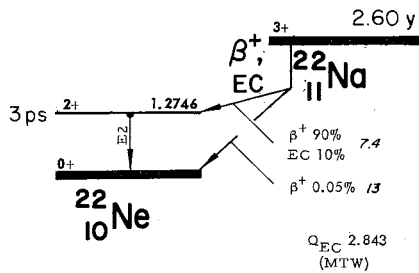
Spin — moments — alpha, beta, and gamma radiation data (energies, intensities, internal conversion coefficients, spectroscopic methods, angular distributions) — decay schemes



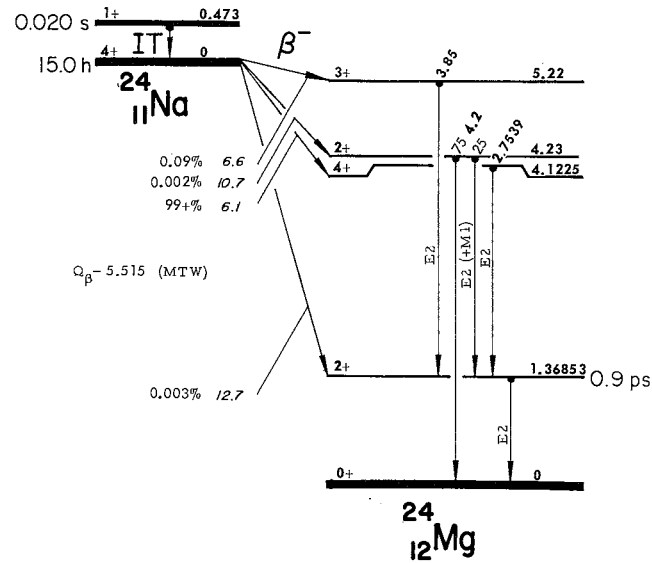
^{3}H (12.3 y):
 I: 1/2 atomic spect; μ : +2.97885 NMR (LindgI64)
 β^{-} : 0.0186 mag spect (PortP59)
 others (LangeL52, CurrS49, HamiD53a, HannG49)



^{14}C (5730 y):
 I: 0 atomic spect, microwave (LindgI64)
 β^{-} : 0.155 mag spect (FelL49a, WarsS50, ForH54); ion ch (AngJ49)
 0.156 (CookCS48d); 0.154 (LevyP47); 0.159 (PohA55); mag spect
 others (MolA54)
 γ : no conv, mag spect conv (LevyP47); no γ (RubeS41)

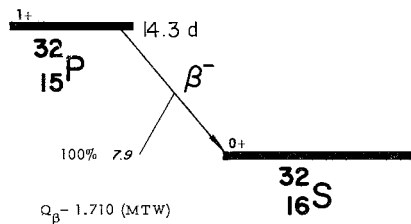


^{22}Na (2.60 y):
 I: 3, μ : +1.746 atomic beam (LindgI64)
 β^{+} : β_2 0.545 (DaniH58a); 0.543 (HamiJ58a); 0.542 (MackP50a); 0.540 (WonC54);
 mag spect
 β_1 1.83 (\pm 0.06), β_2 0.540 (\pm 100) mag spect (WriB53)
 others (GooW46, MorgK49, LeuH61, BranW64a, CharP65)
 γ : γ_1 1.2746 semicond spect (RobiR65)
 γ_1 (e/γ 6.7×10^{-6}) (NakY63, LeamR54)
 others (MarIK65, SinP59, AlbuD49, AjzF55, GooW46)
 $\beta\gamma(\theta)$: (GrabZ65, DaniH60a, SubB61b, StevD51, MullH65)
 $\beta\gamma$ polariz(θ): (StefR59, BloS62, AppH59, BhaS65, SchoH57)

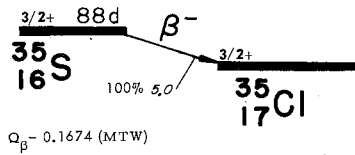


^{24m}Na (0.020 s):
 β^- : 6 scint spect (DroB56)
 γ with IT: 0.472 scint spect (DroB56, SchaA61)
 others (GlagV61, AlexKF60, GlagV59, AlexKF63)

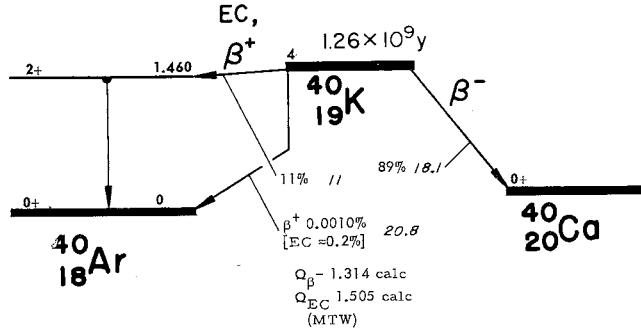
^{24}Na (15.0 h):
 I: 4, μ : +1.69 atomic beam (LindgI64)
 β^- : β_2 1.389 (DepP61, DepP61a, DaniH58a); 1.394 (PortF57, BeeH65);
 1.390 (SiegK46b, SiegK47); mag spect
 β_1 4.17 (0.003%), no 5.5 β^- , mag spect (TurJ51)
 others (LawJL39, DHaaE55a, GranP50a)
 γ : γ_1 1.36853, γ_2 2.7539 mag spect (MurG65)
 γ_3 3.85 (0.09%), γ_4 4.23 (0.0015%) mag spect (ArtaK60)
 γ_1 ($f_{\gamma}100$, γ_2 ($f_{\gamma}102$) mag spect (DzhB56f)
 γ_2 (e^{\pm}/γ 3×10^{-6}) (SiegK50b)
 γ_1 (e^{\pm}/γ 6×10^{-5}), γ_2 (e^{\pm}/γ 7.1×10^{-4}) pair spect conv (BloS52)
 γ_1 (e^{\pm}/γ 3×10^{-5}), γ_2 (e^{\pm}/γ 8×10^{-4}) pair spect conv (SiegK52)
 γ_1 (e^{\pm}/γ 4×10^{-5}), γ_2 (e^{\pm}/γ 7×10^{-4}) $\gamma\gamma^{\pm}\gamma^{\pm}$ coinc (SpriE65a)
 others (HedA52, SiegK46b, MonaJ62a, GouP63, GustL58, KinB53,
 KnoJ59, WolfsJ50, RobiJ49, ElliL43, BegL51, TurJ51)
 $\gamma\gamma(\theta)$: (BradE50, CharG50) $\gamma\gamma$ polariz(θ): (EstI56)
 $\beta\gamma(\theta)$: (GarwR49, AlleR50, BeysJ50a)
 $\beta\gamma$ polariz(θ): (BloS64, StefR59, BoeF58, MayT59, HaaE63, BloS62)



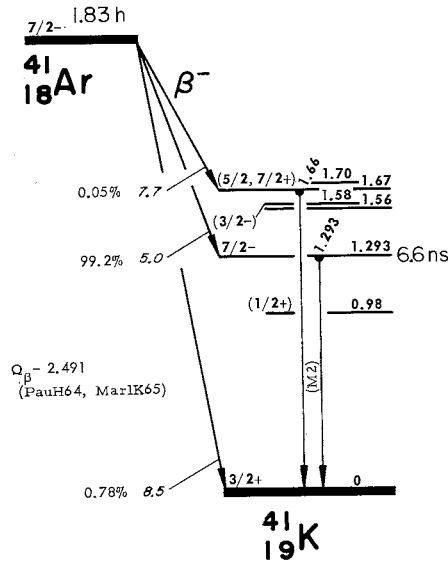
^{32}P (14.3 d):
 I: 1, μ : -0.2523 ESR (LindgI64)
 β^- : 1.708 (NicR61); 1.711 (PortF57); 1.712 (ChinC62, PohA56, AttH54,
 SiegK46b); 1.705 (DaniH58a, FehD61); mag spect
 others (JohnO58, ThomRH65, DepP61a, CoroE60, JensE52, ArbE56,
 DaniH54, LangeL49, WarsS50a, AgnH50, MotH52, ShelR51a, CharP65)
 γ : no γ , lim 0.01%, scint spect (GooM53)



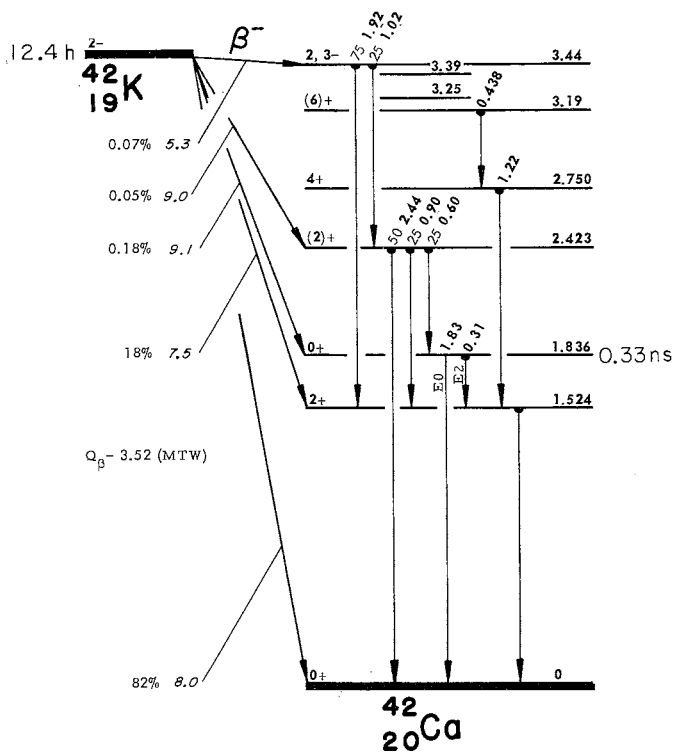
^{35}S (88 d):
 I: 3/2, μ : ± 1.00 , q: +0.05 microwave (Lindg164)
 β^- : 0.1674 (ComR57); 0.1670 (LangeL50a); mag spect
 others (HellR51, FeuL54, GrossL50, CocA49, AlbeR48)
 β^- polariz: (LangeH58)



^{40}K (1.26×10^9 y):
 I: 4 atomic beam; μ : -1.2981 atomic beam; 1.2978 NMR; q: -0.09
 double res (Lindg164)
 β^- : 1.33 (FelL52); 1.36 (AlbuD50a); mag spect
 1.32 (KonoS55); 1.35 (KellWH59); 1.36 (BellP50a) scint spect
 others (MarsJH53, GooML51b, DzhB46)
 β^+ : 0.49 ($\beta^+/\beta^- 1.1 \times 10^{-5}$) $\beta^+\gamma^+\gamma^-$ coinc (EngeD62)
 γ with EC: γ_1 1.460 scint spect (RobiB64)
 γ_1 1.46 ($\gamma/\beta^- 0.123$) scint spect, ion ch (MNaiA56)
 others (BellP50b, GooML51, HofeR50, PriR50)
 $EC(K)/\beta^- 0.14$ ion ch (SawG50)



^{41}Ar (1.83 h):
 β^- : β_2 1.198 mag spect (PauH64)
 β_1 2.49 (0.78%), β_2 1.20 (99%) mag spect (KartG61)
 others (SchwaA56, BrowH50)
 γ : γ_1 1.293 scint spect (MarlK65)
 γ_1 1.290 ($e/\gamma 7 \times 10^{-5}$) mag spect conv (KartG61)
 γ_1 ($f_\gamma 100$), γ_2 1.66 ($f_\gamma 0.05$) scint spect, $\gamma\gamma$ coinc (PraW65)
 γ_1 ($f_{\gamma\gamma}/f_\gamma < 6 \times 10^{-5}$) $\gamma\gamma$ coinc (AlvT62)
 others (SchwaA56, KluJ55)
 $\beta\gamma(\theta)$: (BoeF60a) $\beta\gamma$ polariz(θ): (BloS62, ChabM62, MayT60, BloS60)



^{42}K (12.4 h):

I: $2, \mu: -1.141$ atomic beam (LindgI64)

β^- : β_1 3.52 mag spect (DaniH64a)

β_1 3.55, β_2 1.99, 0.5 ? ($\approx 1\%$) (PohA56)

β_1 3.56 (82%), β_2 1.97 (18%) mag spect, $\beta\gamma$ coinc (KoeerL54a)

others (SiegK47c, CharP65)

γ : γ_5 1.524 scint spect (MarlK64)

γ_5 (γ 18%) $\beta\gamma$ coinc (PersB62)

γ_1 0.31 ($f_\gamma 1.1$), γ_2 0.60 ($f_\gamma 0.1$), γ_3 0.90 ($f_\gamma 0.1$), γ_4 1.02 ($f_\gamma 0.1$),

γ_5 1.52 ($f_\gamma 100$), γ_7 1.92 ($f_\gamma 0.3$), γ_8 2.44 ($f_\gamma 0.2$) scint spect, $\gamma\gamma$

coinc (MCulJ61)

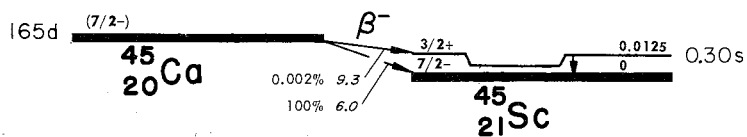
γ_1 0.301 ($f_e -10$), γ_6 1.83 ($f_e -10$, e^\pm/e^- 9) mag spect conv (BencN61)

others (PohA56, SiegK47c, MackJ59, KahB53, EmeE55a, CapU54, GatC60)

$\gamma\gamma(\theta)$: (AspI59, AspI59a, MoriH59a)

$\beta\gamma(\theta)$: (StefR61, StevD51a, BeysJ50a, HamiD53)

$\beta\gamma$ polariz(θ): (DaniH61, DSaiP64, HamiD53)



Q_β^- 0.252 calc (MTW)

^{45}Ca (165 d):

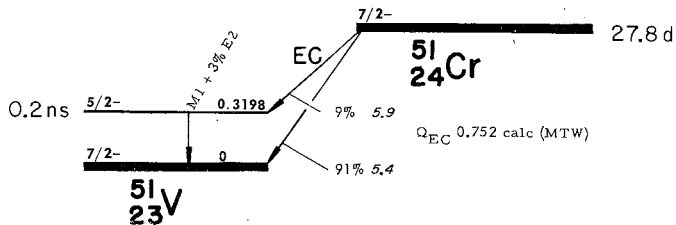
β^- : 0.254 mag spect (MackP50a)

0.255 scint spect (KetB50b)

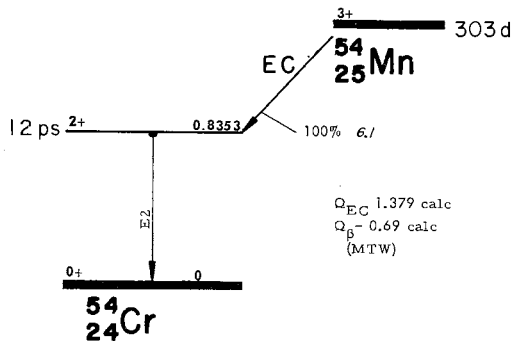
0.261 mag spect (MargL53a)

0.258 mag spect (FreeM65)

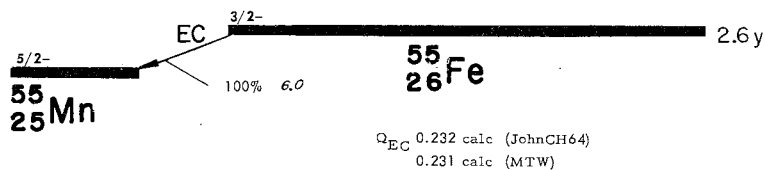
γ : 0.0125 (K $1.4 \times 10^{-5}\%$) mag spect conv (FreeM65)



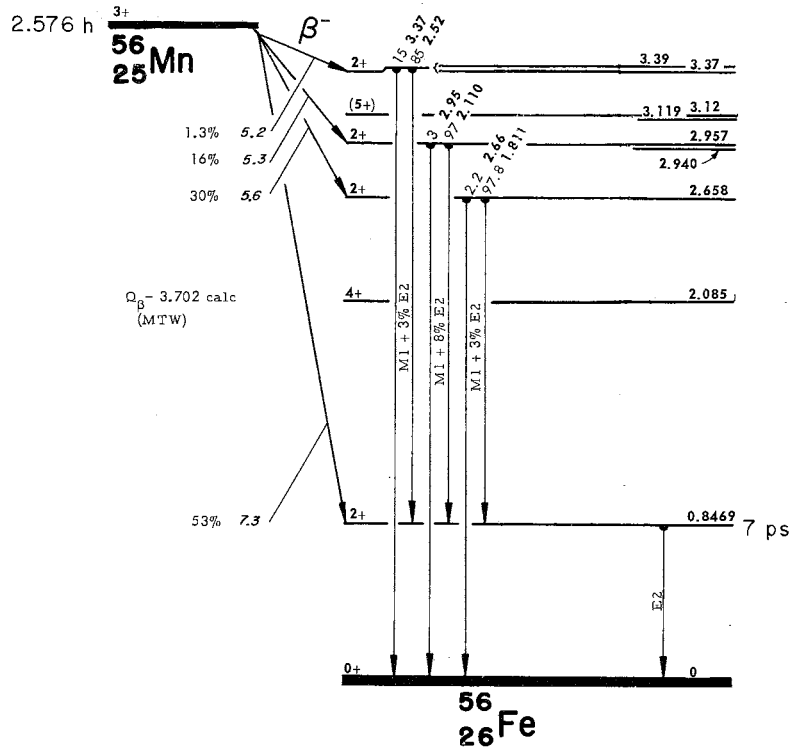
^{51}Cr (27.8 d):
 I: $7/2$ atomic beam (Lindg164)
 Y: γ_1 0.3198 semicond spect (RobiR65)
 γ_1 0.325 (γ 9%), 0.320 (γ 0.001%), 0.65 (γ 0.0005%) scint spect, YY coinc (OfeS57b)
 γ_1 0.325 (e_K/γ 0.0015) mag spect, mag spect conv (OFriZ56)
 γ_1 (γ 21%, e_K/γ 0.0015) scint spect, mag spect conv (MaeD52)
 γ_1 (γ 9.8%, e_K/γ 0.0016) scint spect, mag spect conv (BunkM55)
 γ_1 (e/γ 0.0031) mag spect, mag spect conv (Esti55)
 γ_1 (γ 8%) scint spect (VKooJ56); scint spect, XY coinc (LyoW52)
 γ_1 (γ 9.8%), 0.624 (γ 0.026%) scint spect (BisA55c)
 0.15 (γ 0.0008%), 0.32 (γ 0.0010%), γ_1 0.323, 0.47 (γ 0.0003%), 0.63 ?
 (very weak) scint spect, YY coinc, YY sum coinc (MathG63)
 others (KerB49, BradH45b, NusR53c, KuriF48, CurrS52, MillL46, Dhik65)
 EC(L)/EC(K) 0.103 (FasU62, HeuW64)
 others (KonsA61)
 EC decay to 0.320 level of ^{51}V : EC(L)/EC(K) 0.104 (HeuW64)
 nucl align: (KapM61)
 0.77 level of ^{51}Cr : $t_{1/2}$ 1.1×10^{-8} s delay coinc (BaueR63)



^{54}Mn (303 d):
 I: $3, \mu: \pm 3.3$ nucl align (Lindg164)
 Y: γ_1 0.8355 (ParsD65); 0.8350 (RobiR65); semicond spect
 γ_1 (e/γ 0.00025) mag spect, mag spect conv (HamiJ66)
 γ_1 0.838 (K/L+M+... 8) mag spect conv (KatoT58)
 no other γ , lim 0.1% (KatoT58)
 others (WilsRR63, RaoG63b, MaeD54a, DeuM44)
 nucl align: (BaueR60b, GracM54)
 EC(L)/EC(K): 0.106 ion ch (ManduC63)
 0.10 ion ch (MolR63)
 EC(L+M+...)/EC(K): 1.1 ion ch (Krap62)



^{55}Fe (2.6 y):
 internal bremsstrahlung endpoint: 0.23 (EmmW54a)
 0.22 (MadaL54)
 0.21 (MicA53, BellP52, MaeD51a, MaeD51)
 others (BolP53)
 EC(L)/EC(K): 0.106 ion ch (ManduC62, MolR63)
 0.108 ion ch (ScoJ59)



^{56}Mn (2.576 h):

I: $3, \mu: +3.2403$ atomic beam (LindgI64)

β^- : β_1 2.84 (47%), β_2 1.03 (34%), β_3 0.72 (18%), β_4 0.30 (1%) mag spect (HowD62a)

β_1 2.86 (60%), β_2 1.05 (25%), β_3 0.75 (15%) mag spect (ElliL43a)

β_1 2.81 (50%), β_2 1.04 (30%), β_3 0.65 (20%) mag spect (SiegK46a)

others (TownA41, VasiSS61, CharP65)

γ : γ_1 0.8468, γ_2 1.811, γ_3 2.110 cryst spect (ReidyJ65)

γ_1 0.845 (f_{γ} 100), γ_2 1.81 (f_{γ} 30), γ_3 2.12 (f_{γ} 15.3), γ_4 2.52 (f_{γ} 1.2),

γ_5 2.65 (f_{γ} 0.7), γ_6 2.95 (f_{γ} 0.4), γ_7 3.39 (f_{γ} 0.21) scint spect

(CookCS58)

γ_2 (e^{\pm}/γ 0.0006), γ_3 (e^{\pm}/γ 0.0005) mag spect conv (SlaH52)

others (DagP59, GroshLS7a, KieP59, BicJ64a, LeviN58, ElliL43a, SiegK46a, MunM55, KikS42, GermE53, MetF53c)

$\gamma\gamma(\theta)$: (DagP59, LeviN58, MetF53c, MaliS59)

$\beta\gamma(\theta)$, $\beta\gamma\text{polariz}(\theta)$: (LobV62) nucl align: (DagP59, BaueR60a)

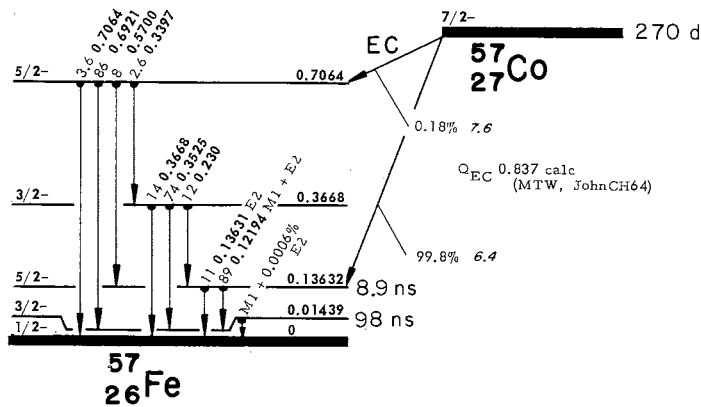
0.026 level of ^{56}Mn : $t_{1/2}$ 1.14×10^{-8} s delay coinc (DToiS61)

1.04×10^{-8} s delay coinc (BoniM64)

others (DANGN60)

0.109 level of ^{56}Mn : $t_{1/2}$ 5.1×10^{-9} s delay coinc (DToiS61, BoniM64)

others (DANGN60)



⁵⁷Co (270 d):

I: 7/2, μ: ±4.85 ESR (LindgI64)

Y: Y₁ 0.01439 mag spect conv (MehW63)

Y₁ 0.01437 (†_K 43, K/L 8.9), Y₂ 0.12194 (†_K 1.00, K/L+M+... 6.7), Y₃ 0.13631 (†_K 0.85, K/L+M+... 8.2) mag spect conv (BellJ57a, BellJ56, BellJ55, BellJ57)

Y₁ (Y 8.4%), Y₂ (Y 85%), Y₃ (Y 11%), Y₄ 0.231 (Y 0.0005%), Y₅ 0.3397 (Y 0.0048%), Y₆ 0.3524 (Y 0.0037%), Y₇ 0.3667 (Y 0.0007%), Y₈ 0.5703 (Y 0.014%),

Y₉ 0.6921 (Y 0.16%), Y₁₀ 0.7068 (Y 0.0067%) semicond spect (SproG65)

Y₁ (e/Y 9.0), Y₂, Y₃ (†_Y(Y₂)/†_Y(Y₃) 8.0), Y₄ 0.230 (Y 0.0005%), Y₅ 0.3397 (Y 0.0042%), Y₆ 0.3525 (Y 0.0032%), Y₇ 0.3668 (Y 0.0006%), Y₈ 0.5700 (Y 0.013%), Y₉

0.6921 (Y 0.14%), Y₁₀ 0.7064 (Y 0.0057%) semicond spect, YY coinc (KisO65a)

Y₂ (†_Y 87), Y₃ (†_Y 10.5), Y₄ 0.230 (†_Y 0.0004), Y₅ 0.340 (†_Y 0.0025), Y₆ 0.353 (†_Y 0.0017), Y₇ 0.367 (†_Y 0.0006), Y₈ 0.570 (†_Y 0.014), Y₉ 0.693 (†_Y 0.16), Y₁₀ 0.707

(†_Y 0.0048) semicond spect (MathJ65)

Y₁ (e/Y 9.0) Mössbauer (NusR65); (e/Y 10) ion ch, scint spect (ThomH63); (e/Y 15) ion ch, scint spect (LernH55); (e_K/Y 8.4, K/L+M+... 9) ion ch, scint spect (MuiA63)

Y₁ 0.01441 (K/L_T/L_{II+III} 110/10/0.9) mag spect conv (EwaG60a)

Y₂ (†_Y 100, e/Y 0.01), Y₃ (†_Y 7, e/Y 0.1) mag spect conv, scint spect (AlbuD54b)

others (Chupe58, CorkJ55, CrasB55, MadaL55, FeigJ59, FieN62, GracM56, ElliL43a, PleE42, DeuM50)

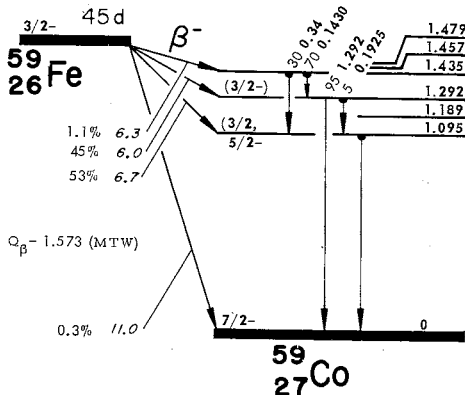
YY(0): (LindqT57b)

EC decay to 0.136 level of ⁵⁷Fe: EC(L)/EC(K) 0.10 (MoIR63)

others (KraF62, MoussA56)

1.49 level of ⁵⁷Co: t_{1/2} 1.0 x 10⁻⁹ s delay coinc (NaiT61)

<3 x 10⁻¹⁰ s delay coinc (VfabC62)



⁵⁹Fe (45 d):

I: 3/2 atomic beam (LindgI64)

β⁻: β₁ 1.573 (0.30%), β₂ 0.475 (51%), β₃ 0.273 (48%) mag spect (WorD63)

β₁ 1.56 (0.3%), β₂ 0.462 (54%), β₃ 0.271 (46%) mag spect (MetF52b)

others (BereD60, BrowD52, DeuM42a)

Y: Y₁ 0.1430, Y₂ 0.1925, Y₄ 1.095, Y₅ 1.292 semicond spect (PruS65a)

Y₁ 1.145 (Y 0.8%), Y₂ 0.192 (Y 2.5%), Y₃ 0.34 (Y 0.3%), Y₄ 1.10 (Y 56%),

Y₅ 1.29 (Y 44%) scint spect, YY coinc (HearR60)

Y₁ (Y 0.8%), Y₂ (Y 2.8%), Y₃ (Y 0.7%), Y₄ (Y 56%, e/Y 0.00014), Y₅ (Y 43%,

e/Y 0.00011) scint spect, mag spect conv (CollW64a)

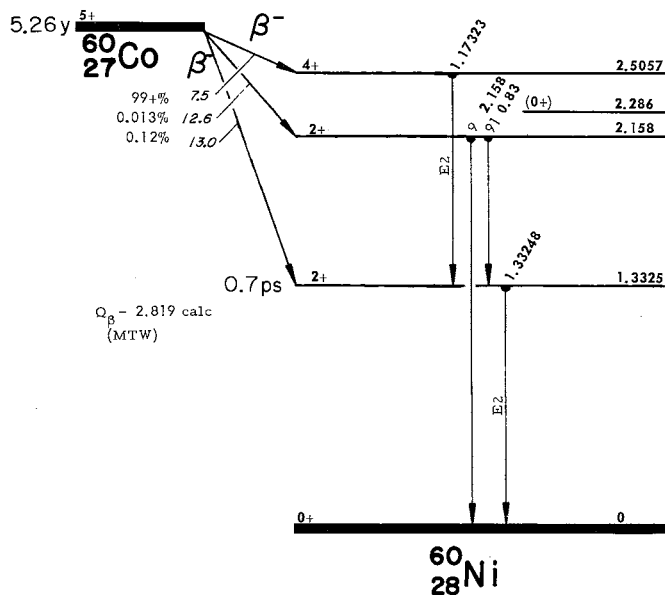
others (FergJ59a, WorD63, BereD60, MetF52b, HedA50, DzhB56g,

SubB60a, KantM62)

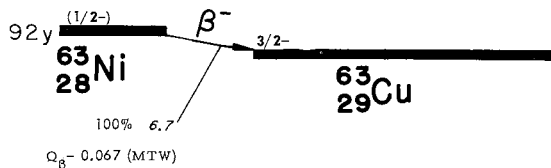
YY(0): (HearR60, SchiffD53, BereD63a)

βY(0): (FusE60)

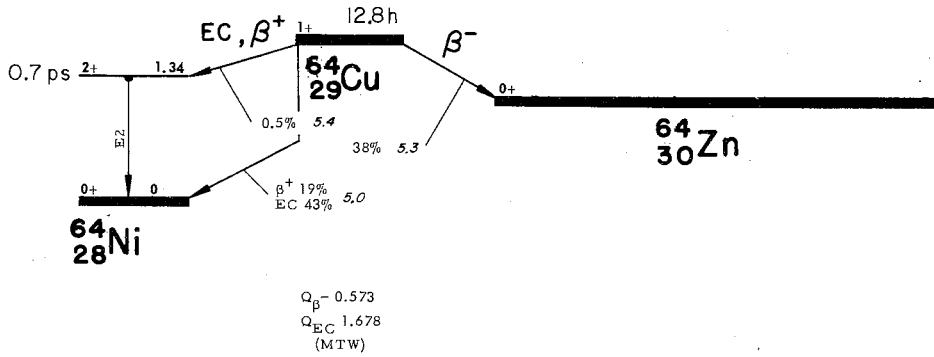
βpolariz(0): (CollW64a, MannL65, ForH60, MannL62a, KneU65)



$^{60}_{27}\text{Co}$ (5.26 y):
 I: 5, μ : ± 3.75 ESR (Lindg164)
 β^- : β_2 0.319 (KamaK58); 0.309 (BolG54); 0.318 (WagM50); 0.306 (Fanc52),
 0.314 (KeiG54); mag spect
 β_1 1.48 (0.12%) (CamD61); 1.48 (0.010%) (WolfsJ56); 1.48 (0.15%)
 (KeiG54); mag spect
 others (DeuM45, BonhF59, YosY53, MillL47)
 γ : γ_1 1.17323, γ_2 1.33248 mag spect, mag spect conv (MurG65)
 γ_1 (e_K/γ 0.000165) mag spect, mag spect conv (FreyW62)
 γ_1 (e_K/γ 0.000173), γ_2 (e_K/γ 0.000129) mag spect conv (WagM50,
 WagM50a)
 γ_1 (e_K/γ 0.000150, K/L+M+... 9.1), γ_2 (e_K/γ 0.000116, K/L+M+...
 9.1) mag spect conv (KamaK58)
 γ_1 (e_K/γ 0.000173), γ_2 (e_K/γ 0.000124) mag spect conv (Fanc52)
 $\gamma_1 + \gamma_2$ (e^\pm/γ 0.004) $\gamma^\pm\gamma^\pm$ coinc (Langh61a)
 γ_3 2.158 (γ 0.0012%) mag spect (WolfsJ56)
 2.5 ($\approx 0.00004\%$) D-Y-n (MoriH59)
 others (AvoM58, LindsG53, HornW49, KlemE53, AepH52a, ChatS53,
 LawJS53, LemH54, WieT54, ColoS55, DzhB51, SiegK50a)
 $\gamma\gamma(\theta)$: (GargJ60, BradE50, KloR52, ChatS53, KlemE53, LawJS53, WieT54)
 $\gamma\gamma$ polariz(θ): (MetF50, WillIAH50, KloR52)
 $\beta\gamma(\theta)$: (DaniH60a, LobV62b, GarwR49, AlleR50, BeysJ50a, NoveT50,
 SinW51)
 $\beta\gamma$ polariz(θ): (JagP60, BloS62, AppH59, LobV59, StefR59, PagL58,
 BhaS65, DebP57, LunA57, SchoH57)
 nucl align: (SamB61, LeviM60, DaniJ61, GracM59, KogA58, BisG52,
 DaniJ52)



$^{63}_{28}\text{Ni}$ (92 y):
 β^- : 0.067 ion ch (Preil57, BrosA51), scint spect (HorrD62)
 0.062 electrostatic analyzer (KobY53a)
 0.073 abs, ion ch (MEwaJ59)
 0.063 ion ch (WilsH49)
 γ : no γ (WilsH49, BrosA51)



^{64}Cu (12.8 h):

I: $1, \mu: \pm 0.216$ atomic beam (Lindg164)

β^- : 0.571 (CookCS48, OweG49); 0.578 (Ty1A39); 0.574 (TownA41); mag spect others (BradH46a, BouR49, LangeL49b, SchmW59)

β^+ : 0.657 (CookCS48, OweG49); 0.659 (Ty1A39); 0.649 (TownA41); mag spect others (BradH46a, BouR49, SchmW59, PlaE51)

γ : 1.34 mag spect (KuriF48)

1.32 (γ/β^+ 0.028) scint spect (SchmW59)

1.35 (γ/β^+ 0.025) mag spect (DeuM47)

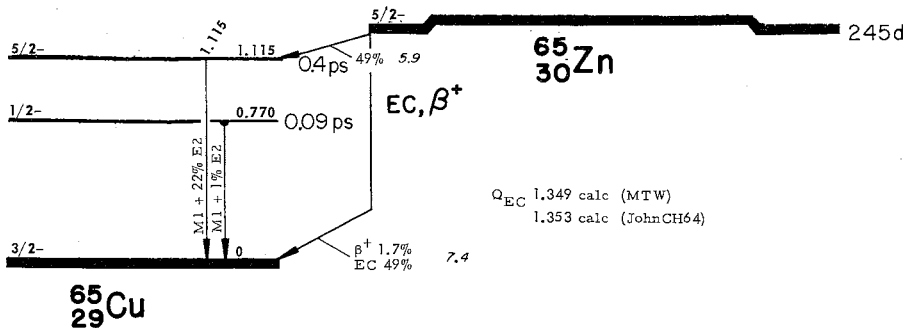
1.35 (γ/β^+ 0.041) mag spect (AjzF56, DzhB53)

1.34 (e_K/γ 0.00013) mag spect conv (BrowD52)

others (VlaH52, KubH50, MeyW48, MerS51, HubeO49, BouR50)

β^- polariz: (VisM57)

$\gamma^+\gamma^-(\theta)$: (HannS57)



^{65}Zn (245 d):

I: $5/2, \mu: +0.7692, q: -0.024$ opt double res (ByrF64)

β^+ : 0.325 (MannK49, BashA53b, PerkJ53); 0.327 (SakM53); 0.320 (YuaT53); 0.324 (AviP56); mag spect

γ : γ_1 1.1156 semicond spect (RobiR65)

γ_1 (e_K/γ 0.00017) mag spect, mag spect conv (HamiJ66)

γ_1 (e/γ 0.00018) mag spect, mag spect conv (AjzF56, SakM53,

BashA53b, BouR53, ShimS62)

γ_j (49%) (RiccR60b); (51%) (GleG59); (44%) (FurS51); (48%) (Sehr54)

scint spect, $\gamma\gamma^+$, $\gamma\gamma^-$ coinc

others (MariK65, SinP59, MannK49, HedA50, WagM50a, GooML51,

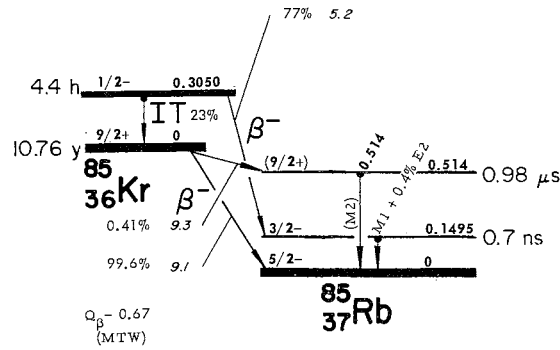
JohaK56, AjzF56, BashA53a, Sehr54, PerkJ53, JensE49, StuE54,

MaeD54, DzhB56d, BouR52, PerrN53, GrifG51)

EC to 1.115 level of ^{65}Cu : EC(L)/EC(K) 0.12 (SanAG62)

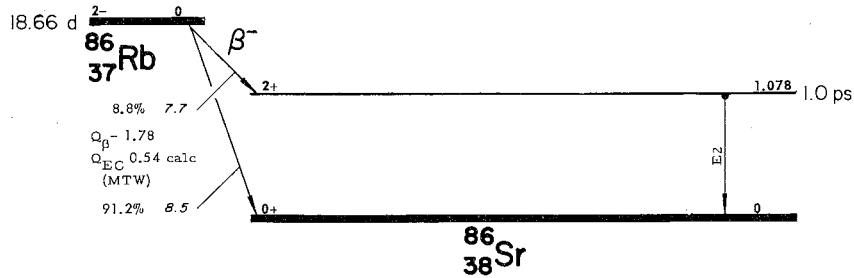
EC(L+M+...)/EC(K) 0.16 (KraP62)

0.054 level of ^{65}Zn : $t_{1/2} = 1.65 \times 10^{-6}$ s delay coinc (AugL60)

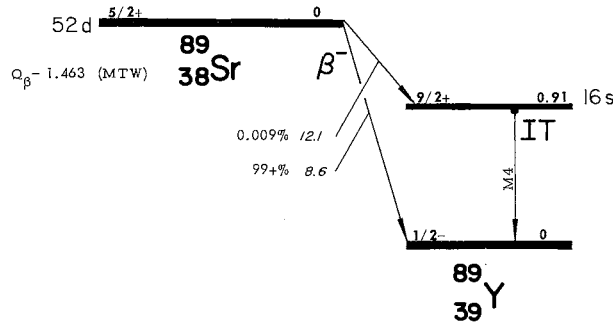


⁸⁵Kr (10.76 y):
 I: 9/2, μ : -1.004, q : +0.45 atomic spect (LindgI64)
 β^- : β_1 0.67 mag spect (ThuS55, BergI52)
 β_1 0.69 (99+%), β_2 0.15 (0.6%) mag spect, $\beta\gamma$ coinc abs (ZelH50)
 γ : γ_1 0.517 scint spect (ThuS55)
 γ_1 (γ 0.41%) scint spect (EasT64)
 γ_1 0.514 (γ 0.38%) scint spect (LyoW61)
 others (GeiKW61, Naki60, ZelH50)

^{85m}Kr (4.4 h):
 β^- : 0.82 mag spect (ThuS55)
 0.83 mag spect (BergI52, BergI51)
 γ : 0.1495 (with β^- , I_{γ} 57, $e_{K/\gamma}$ 0.040), 0.3050 (with IT, I_{γ} 10, $e_{K/\gamma}$ 0.41, $K/L+M+\dots$ 6) mag spect conv, scint spect (BergI51, BergI52, BergI54, ThuS55, BergI50a)

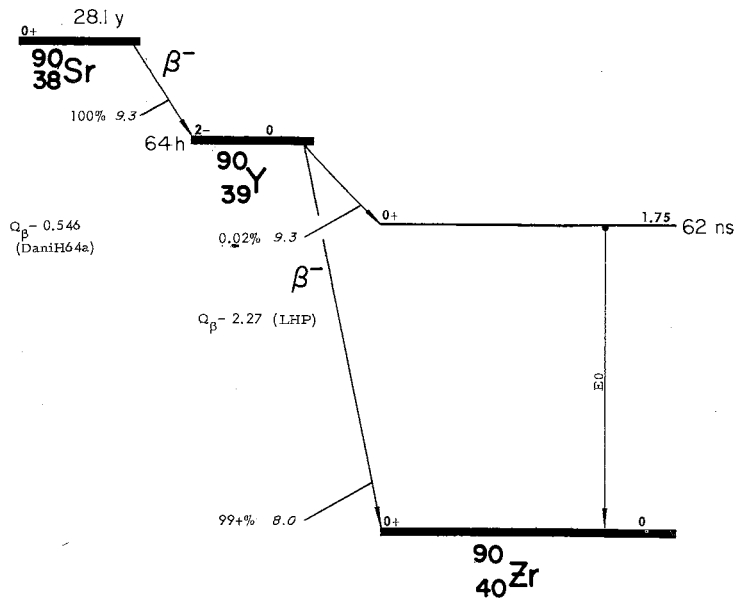


⁸⁶Rb (18.66 d):
 I: 2, μ : -1.691 atomic beam (LindgI64)
 β^- : β_1 1.78 mag spect (average of MacqP54, LabJ56, ZafD48a, AjzF56, DMitA54, MoreaJ52, MackP51, PohA54, CaiR54, BerIE56, DaniH64a)
 β_2 0.71 mag spect, $\beta\gamma$ coinc (average of MacqP54, CaiR54, PohA54, DMitA54, AjzF56, ZafD48a, MackP51, MueH50, MandeC50, LabJ56, BerIE56, RobiR58a)
 others (ThomRH65)
 γ : γ_1 1.077 mag spect (HarpJ63)
 γ_1 (γ 8.8%) scint spect, $\beta\gamma$ coinc (BranHW62)
 others (PohA54, MueH50, ZafD48a, LyoW54a, EmeE55a, DMitA54, AjzF56, MarcqP54, Camp60, MarlK65, GupU65)
 $\beta\gamma(\theta)$: (HamiJ61, DeuJ61, MartiB65, SimmP65, AlbeJE63, FiscH60, StevD51, MacqP54)
 $\beta\gamma$ polariz(θ): (BoeF63a, DaniH61, SimmP65, RogeJ62, DaniH61, BoeF58a, HamiD53, KneU65a)



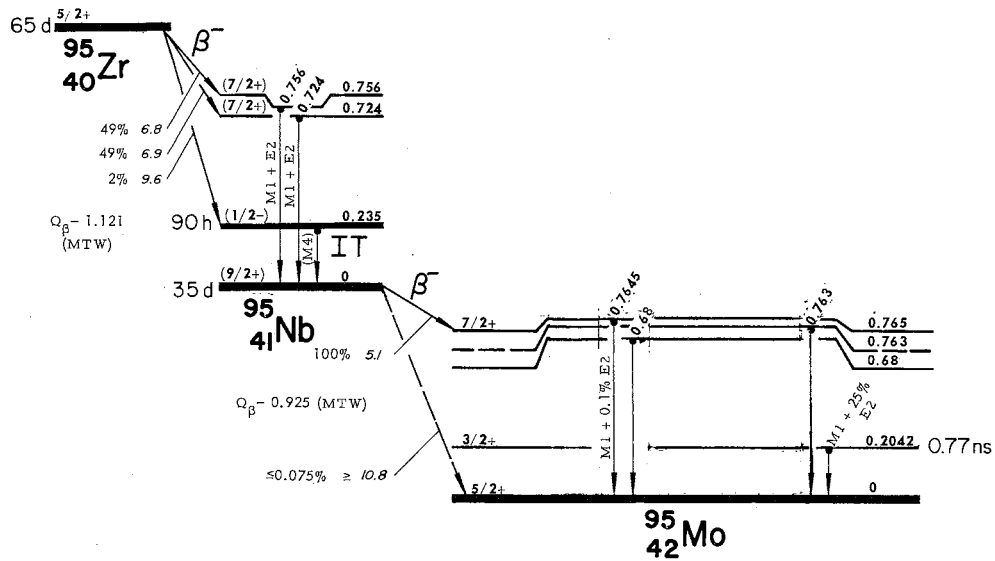
^{89}Sr (52 d):
 β^- : 1.463 (LangeL49); 1.462 (BisA55d); mag spect others (SlaL49a, RaiW47)
 γ : no γ (NoveT51, StewD37, StewD39)
 0.913 (with ^{89m}Y) (HerrmG56, LyoW55b, SatA62)

^{89m}Y (16 s):
 γ : γ_1 0.908 scint spect (VPatD64); 0.913 scint spect (SatA62); mag spect conv (ShoF51); 0.915 scint spect (MonaS61, HamiJ60)
 γ_1 (e/ γ 0.01) mag spect conv, scint spect (ShuK51, GoldhM51)
 γ_1 (K/L+M+... 7) mag spect conv (BendW52)
 others (HydE51)



^{90}Sr (28.1 y):
 β^- : 0.546 mag spect (DaniH64a)
 others (BerlE56, NaiT56, LagL50, MeyW48a, BradC49)
 γ : no γ abs (GleL51c)

^{90}Y (64 h):
 I : 2, μ : -0.163 atomic beam (LindgI64)
 β^- : 2.268 (AndrS64, JohnO58), 2.271 (NicR61), 2.284 (DaniH64a), 2.273 (LangeL64a) mag spect
 others (YuaT57b, BerlE56, LangeL49, MajJ52, JohnO55, BradC49, LasL50, NaiT56)
 γ : γ_1 1.734 (e $^-$ 0.016%, e $^-$ / γ > 30, e $^\pm$ /e $^-$ 3) mag spect conv, scint spect (YuaT56a, YuaT57a)
 γ_1 1.75 (e $^-$ 0.5%, e/ γ very large) mag spect conv (JohnO55)
 γ_1 ($\uparrow_{\gamma\gamma}/\uparrow_{e^-}$ < 0.0006) mag spect conv (RydH63b)
 others (GoroS61a, GoroS61f, LanghH61, AlbuD58, RydH61, DeuM57, GreeJ56)



^{95}Zr (65 d):

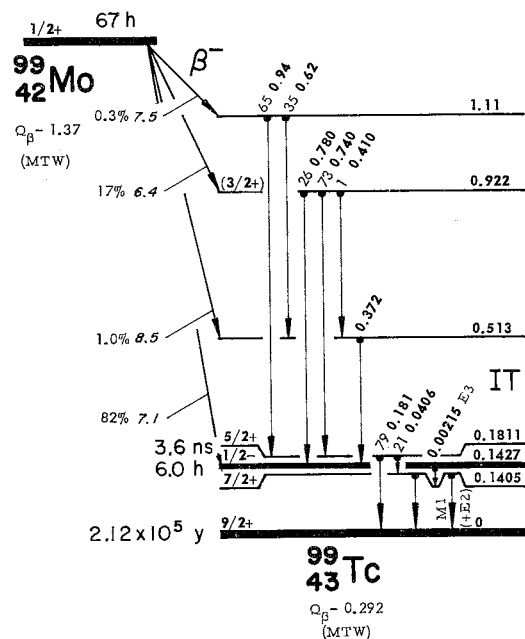
β^- : β_2 0.89 (2%), β_3 0.396 (55%), β_4 0.360 (43%) mag spect (DrabG55)
 β_2 0.88 (3%), β_3 0.396 (43%), β_3 0.364 (54%) mag spect (MitP54)
 β_1 1.13 (0.4%), β_2 0.90 (0.9%), β_3 0.40 (34%), β_4 0.36 (53%), 0.25
 (11%) mag spect (ZarP54)
 others (CorkJ53b, SlaH53, SlaH52a, NedV51, ShpV51b)
 γ : γ_1 0.722 (e_K/γ 0.0014), γ_2 0.754 (e_K/γ 0.0011) mag spect conv
 (MitP54)
 γ_1 0.723, γ_2 0.756 mag spect conv (ZarP54, AjzF56)
 γ_1 0.726 (e_K/γ 0.0013, K/L 9), γ_2 0.760 (e_K/γ 0.0018, K/L 6) mag
 spect conv (DrabG55)
 others (CorkJ53b, SlaH53, RohR55, SlaH52a, VoiN60a)
 $\beta\gamma(\theta)$: (MitP54)
 $\beta\gamma$ polariz(θ): (AppH59, MannL62, CollW65, AppH57)

^{95}Nb (35 d):

β^- : β_1 0.924 ($\leq 0.075\%$), β_2 0.1597 (100%) mag spect (LangeL63)
 others (DrabG55, FanC52, ZarP54, ShpV51b, TsvN60, SlaH53, SlaH52a,
 CorkJ53b, HudJ49, AjzF56, NedV51)
 γ : γ_1 0.7645 (e_K/γ 0.0011, K/L+M+... 7.5) mag spect conv (LangeL63)
 γ_1 0.770 (e_K/γ 0.0019, K/L+M+... 7.4) mag spect conv (DrabG55)
 γ_1 (e/γ 0.0021) mag spect conv (StuE54)
 γ_1 (e/γ 0.0016) mag spect conv (FanC52)
 others (MitP54, CorkJ53b, ZarP54, JohaK56, DrabG55, Maer53, SlaH53,
 SlaH52a, HudJ49, AjzF56, NedV51, RalW47)
 $\beta\gamma$ polariz(θ): (AppH62, MannL62, CollW65)

^{95m}Nb (90 h):

γ : 0.235 (K/L+M+... =4,5) mag spect conv (CorkJ53b)
 0.231 (e/γ very large) mag spect conv (SlaH52a, SlaH53)
 0.232 (K/L+M+... =3,5) mag spect conv (PreiP51)
 0.236 (K/L+M+... 3.7) mag spect conv (OngP54a)
 0.236 (K/L+M+... 4.5) mag spect conv (DrabG55)
 others (HudJ49, ShpV52, AjzF56, DolV53)



⁹⁹Mo (67 h):

β^- : β_1 1.234, β_2 0.88, β_3 0.448, β_4 0.25 mag spect, $\beta\gamma$ coinc (CreT65)
 β_1 1.18 (83%), β_2 0.80 (3%), β_3 0.41 (14%) mag spect, $\beta\gamma$ coinc (LeviC54a)
 β_1 1.23 (=80%), β_3 0.45 (=20%) mag spect (BunkM50a)
 β_1 1.23 (87%), β_3 0.54 (13%) mag spect (MedH51)
 others (VarJ54, MartyN51)

γ : γ_1 0.0406 ($f_{\gamma 1}$, 0.7 < e/ γ < 5, K/L 9.3), γ_2 0.181 ($f_{\gamma 7}$, e $_K$ / γ 0.13, K/L 4.9) mag spect, mag spect conv (RavJ61)
 γ_1 0.040, γ_2 0.181 (γ 6.8%), γ_3 0.372 (γ 1.3%), γ_6 0.740 (γ 12%), γ_7 0.780 (γ 4.4%), γ_8 0.93 (γ 0.4%) semicond spect, scint spect (CrowP65)
 γ_1 0.041 ($f_{\gamma 2}$), γ_2 0.181 ($f_{\gamma 6}$), γ_3 0.370 ($f_{\gamma 1.8}$), γ_4 0.410 ($f_{\gamma 0.15}$), γ_5 0.62 ($f_{\gamma 0.08}$), γ_6 0.74 ($f_{\gamma 15}$), γ_7 0.78 ($f_{\gamma 4}$), γ_8 0.95 ($f_{\gamma 0.14}$) scint spect, $\gamma\gamma$ coinc (CreT65)
 others (BunkM50a, MartyN51, LeviC54a, MackR57, VarJ54, CapU54a, MedH51, RavJ60, BodE59a, CorkJ49a, EstI58)

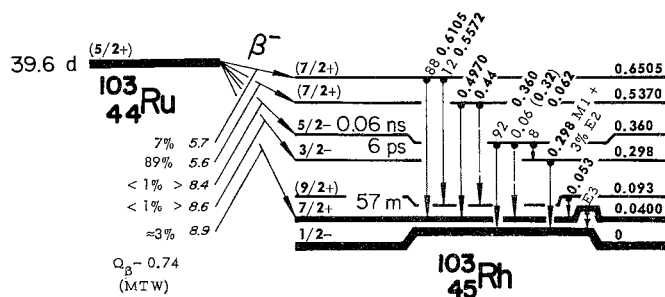
$\gamma\gamma(6)$: (BodE59a, AndrPD65, RabS58, EstI58, CapU54a)

Isomeric level of ⁹⁹Mo: $t_{1/2}$ 1.3×10^{-5} s delay coinc (MCarA65)
 1.6×10^{-5} s delay coinc (DufR58)

γ : 0.044, 0.100 scint spect (MCarA65)
 others (DufR58)

^{99m}Tc (6.04 h):

γ : γ_1 0.00215 ($M_I/M_{II+III}/M_{IV+V}$ 3/3/1) mag spect conv (FreeM57)
 γ_2 0.1405 cryst spect (ChupE58)
 γ_2 0.1403 (f_K 100, K/L_I 7.7, L_I/L_{III} > 10), γ_3 0.1423 (f_K 10, K/L_{III} 2.5) mag spect conv (MihJ51, MihJ52a)
 γ_1 0.0018 (e/ γ very large), γ_2 0.141 (e $_K$ / γ 0.10, K/L 7.9) mag spect conv (MedH49, MedH51)
 γ_2 0.1405 (f_K 100, K/L 8.1), γ_3 0.1426 (f_K 6.2, e/ γ > 30) mag spect conv, mag spect (RavJ61)
 others (BunkM50b, MartyN51, CrowP65, CreT65, LabJ56c, LabJ56a, BallR53)



^{103}Ru (39.6 d):

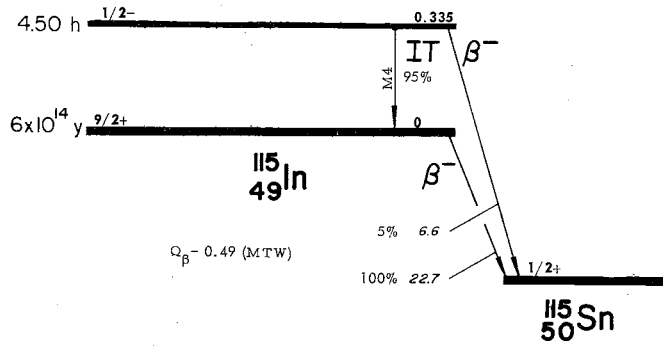
β^- : β_1 0.69 (1%), β_2 0.217 (99%) mag spect (KondE50a, KondE51c)
 β_2 0.227, β_3 0.119 scint spect, $\beta\gamma$ coinc (RobiR58)
 β_1 0.70 (1%), 0.37 ? (=1%), β_2 0.202 (70%), β_3 0.128 (28%) mag spect (ForH55)
 β_1 0.68 (6%), β_2 0.222 mag spect (MeiJ50a)
 β_1 0.72, β_2 0.21, β_3 0.11 $\beta\gamma$ coinc (MukA65)
 others (DrabG55, ShpV56, SaraB55, Mandec50, HoleN48a, DRaaB54)

γ : γ_7 0.4970 ($t_{1/2}$ 88), γ_8 0.5572 ($t_{1/2}$ 0.7), γ_9 0.6105 ($t_{1/2}$ 6) mag spect (KarLS64)
 γ_1 0.053 (K/L 1.0), γ_3 0.295, γ_7 0.498 (K/L 8), γ_9 0.611 mag spect conv (CorkJ52b)
 γ_1 0.055, γ_3 0.297, γ_4 0.323, γ_5 0.366, γ_7 0.498, γ_9 0.610 mag spect, scint spect (ForH55)
 γ_1 0.058 ($t_{1/2}$ 0.4), γ_3 0.295 ($t_{1/2}$ 0.4), γ_5 0.357 ($t_{1/2}$ 0.3), γ_7 0.498 ($t_{1/2}$ 88, K/L+M+... 8), γ_9 0.61 ($t_{1/2}$ 6.9, e_K/γ 0.0006) scint spect, mag spect conv, $\beta\gamma$ coinc (DRaaB54)
 γ_1 0.053 ($t_{1/2}$ 0.7, e_K/γ 2.7), γ_2 0.065, γ_3 0.297 ($t_{1/2}$ 0.6), no γ_4 ($t_{1/2}$ < 0.04), γ_5 0.36, γ_6 0.44 ($t_{1/2}$ 0.9), γ_7 0.50 ($t_{1/2}$ 88), γ_8 0.55 ($t_{1/2}$ 2), γ_9 0.61 ($t_{1/2}$ 5) scint spect, $\gamma\gamma$, $\gamma\gamma$ sum coinc (MukA65)
 no γ_5 ($t_{1/2}/t_{1/2}(\gamma_7)$ < 0.0005) $\gamma\gamma$ sum coinc (NaqS62)
 γ_7 0.498 (e_K/γ 0.0054, K/L 6), γ_9 0.610 mag spect conv (DrabG55)
 others (SaraB55, KondE50a, KondE51c, RobiR58, KondE52, MeiJ50a, ShpV56, KnuA52)

$\gamma\gamma(\theta)$: (SinB60, FlaF58)
 $\beta\gamma(\theta)$: (GarwR49) $\beta\gamma$ polariz(θ): (KneU65b)
 isomeric level of ^{103}Ru : $t_{1/2}$ 1.7×10^{-3} s delay coinc (BranK64)
 γ : 0.213 scint spect (BranK64)

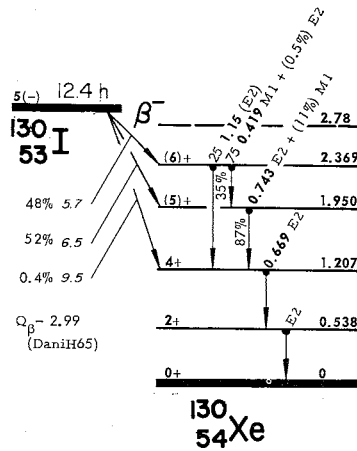
^{103m}Rh (57 m):

γ : 0.0400 (K/L+M+... 0.2) mag spect conv, $\beta\gamma$ coinc (KondE50a, KondE51c, KondE52)
 0.0402 (e_K/γ 40, K/L 0.09) mag spect conv (AviP55a)
 0.0396 (K/L 0.1) mag spect conv (CorkJ52b)
 0.040 (K/L 0.18) mag spect conv (DrabG55)
 others (MeiJ50a, AviP53b, WieM45b, Rogal64)

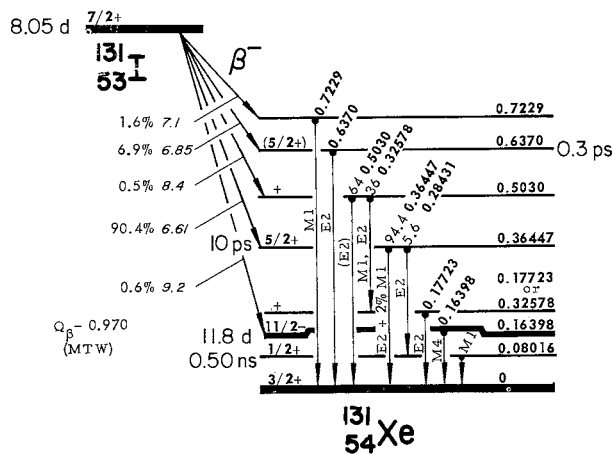


^{115}In (6×10^{14} y):
 I: $9/2$ atomic spect, atomic beam; μ : +5.5351 NMR; q : +1.16, Ω : +0.56 atomic beam (LindgI64)
 β^- : 0.48 scint spect (WatD62a)
 0.63 abs (MarteE50)
 0.6 scint spect (BearG61a)
 γ : no γ , lim 1% (WatD62a)
 0.83 level of ^{115}In : $t_{1/2}$ 5.5×10^{-9} s delay coinc (TanP64a) others (GoroS60e)
 0.935 level of ^{115}In : $t_{1/2}$ 4×10^{-12} s Coulomb excit (VasiV62)
 1.13 level of ^{115}In : $t_{1/2}$ 4×10^{-13} s if $I = 13/2$, Coulomb excit (VasiV62, AndrD61a)

^{115m}In (4.60 h):
 I: $1/2$, μ : -0.24375 atomic beam (LindgI64)
 β^- : 0.83 mag spect (BellP49)
 0.84 mag spect (LangeL52a)
 γ with β^- : no 0.499 γ , lim 0.4% of β^- (SehM62)
 γ with IT : 0.335 (e_K/γ 0.8, $K/L+M+...$ 3.8) mag spect conv (LangeL52a, GravG52)
 0.335 (e_K/γ 0.8, $K/L+M+...$ 3.9) mag spect conv, scint spect (VarJ55)
 0.338 (e_K/γ 1, K/L 5.3) mag spect conv (LawJL40)
 others (AntoI56, AntoI55, HameM56a, EstI55, LabJ56c, LabJ56b, LabJ56a)



^{130}I (12.4 h):
 I: 5 atomic beam (LindgI64)
 β^- : 1.7 (0.4%), 1.04 (48%), 0.62 (52%) mag spect (DaniH65) others (CaiR54, RobeA43)
 γ : γ_1 0.419 (f_γ 36, e/γ 0.017), γ_2 0.538 (f_γ 100, e/γ 0.008), γ_3 0.669 (f_γ 100, e/γ 0.0041), γ_4 0.743 (f_γ 87, e/γ 0.003), γ_5 1.15 (f_γ 12, e/γ 0.0009) mag spect conv, scint spect (DaniH65)
 γ_1 0.42 (f_γ 35, e_K/γ 0.013), γ_2 0.54 (f_γ 100, e_K/γ 0.006), γ_3 0.67 (f_γ 99, e_K/γ 0.0032), γ_4 0.74 (f_γ 88, e_K/γ 0.0024), γ_5 1.15 (f_γ 13, e_K/γ 0.0007) scint spect, mag spect conv (SmiW59, CaiR54)
 $\beta\gamma(\theta)$, $\beta\gamma$ polariz(θ): (DaniH65)
 $\gamma\gamma(\theta)$: (SmiW59)

 ^{131}I (8.05 d):

f : 7.2, μ : +2.738, q : -0.40 atomic beam (LindgI64)

β^- : β_1 0.81 (0.7%), β_2 0.608 (87.2%), β_3 0.33 (9.3%) β_4 0.25 (2.8%) mag spect, $\beta\gamma$ coinc (BellRE52a)

β_1 0.81, β_2 0.606, β_3 0.335, β_4 0.250 mag spect, $\beta\gamma$ coinc (KetB51)

β_1 (0.81) (0.6%), β_2 0.606 (86%), β_3 0.34 (13%) mag spect (VersN51)

β_1 0.81 (1%), β_2 0.606 (85%), β_3 0.34 (13%) mag spect (RosD52)

others (CorkJ51, ThuS51, BellP51, FeiI50, KerB49, MetF48, DowJ42, CavP52, CavP52a, NijG51, OweG48, BulE52, CaswR52)

γ : γ_1 0.08016, γ_3 0.28431, γ_5 0.36447 cryst spect (HoyH53, LindD49)

γ_1 0.08016 (Γ_K 200), γ_2 0.17723 (Γ_K 3.1, $K/L_V/L_{II}/L_{III}$ 100/13/7/5), γ_3 0.28432 (Γ_K 16, $K/L_V/L_{II}/L_{III}$ 100/11/3.8/3.3), γ_4 0.32578 (Γ_K 0.59, K/L 6), γ_5 (0.36447) (Γ_K 100, $K/L_V/L_{II}/L_{III}$ 100/11/2.5/2.2), γ_6 0.5030 (Γ_K 0.17, K/L > 5), γ_7 0.6370 (Γ_K 1.9), γ_8 0.7229 (Γ_K 0.43) mag spect conv (WolfsJ62)

γ_1 0.080 (Γ_V 3.1, e_K/γ 0.17), γ_2 0.177 (Γ_V 0.3, e_K/γ 0.2), γ_3 0.284 (Γ_V 6.6, e_K/γ 0.052, $K/L+M+\dots$ 4), γ_4 0.326 (Γ_V 0.3), γ_5 0.364 (Γ_V 100, e_K/γ 0.020, K/L 6.0), γ_6 0.503 (Γ_V 0.54), γ_7 0.637 (Γ_V 8.3, e_K/γ 0.0039, $K/L+M+\dots$ 9), γ_8 0.723 (Γ_V 1.9, e_K/γ 0.004) mag spect conv, scint spect (DaniH64b)

γ_1 0.080 (Γ_V 2.6, e_K/γ 1.7, $K/L+M+\dots$ 6), γ_3 0.284 (Γ_V 6.6, e_K/γ 0.05, $K/L+M+\dots$ 4), γ_5 0.364 (Γ_V 100, e_K/γ 0.018, $K/L+M+\dots$ 6), γ_7 0.637 (Γ_V 12, e_K/γ 0.004, $K/L+M+\dots$ 7), γ_8 0.722 (Γ_V 3.5, e_K/γ 0.003) mag spect, mag spect conv, e^-e^- coinc, scint spect (BellRE52, BellRE52a)

others (HasJ52a, HargC63, RosD52, WolfsJ52, DzhB59, JunH63, VersN51, SmiW56, BereD60a, KerB49, CorkJ50, BergI54a, MetF48, MathG61, BereD62, ThuS51, BellP51, AlmsS52, NijG54, SchifD53, CavP52, CavP52a, KetB51, CorkJ51, BrosA49, WriW51, EmeE51)

$\gamma\gamma(\theta)$: (HamiW63, SchiD53)

$\beta\gamma(\theta)$: (BeysJ50a)

$\beta\gamma$ polariz(θ): (DaniH64b)

nucl align: (JohnCE60)

0.150 level of ^{131}I : $t_{1/2}$ 9×10^{-10} s delay coinc (DWaaH56, GerhT56b, DevaS65)

8×10^{-10} s delay coinc (SorA59, BedeA59a)

1.829 level of ^{131}I : $t_{1/2}$ 5.9×10^{-9} s delay coinc (DevaS65)

 ^{131m}Xe (11.8 d):

γ : γ_1 0.16398 ($K/L_V/L_{II}/L_{III}$ 100/27/4.5/23) mag spect conv (WolfsJ62)

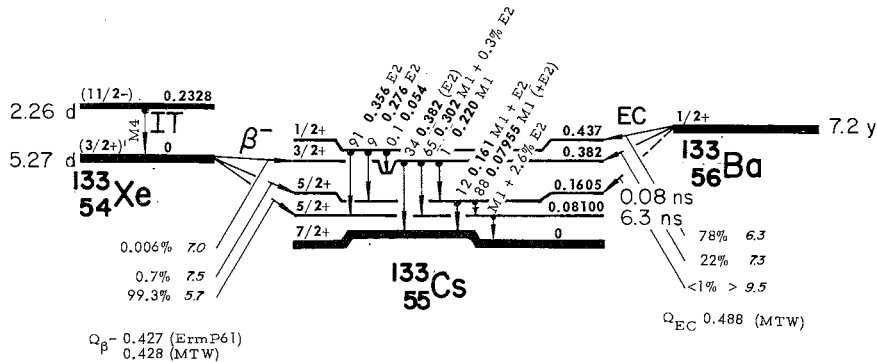
γ_1 0.16394 ($K/L_V/L_{II}/L_{III}$ 100/24/5.5/20) mag spect conv (GeiJ62)

γ_1 0.1639 (e_K/γ 29, K/L 2.3) mag spect conv, scint spect

(BergI54, BergI52, BergI50c, BergI51a)

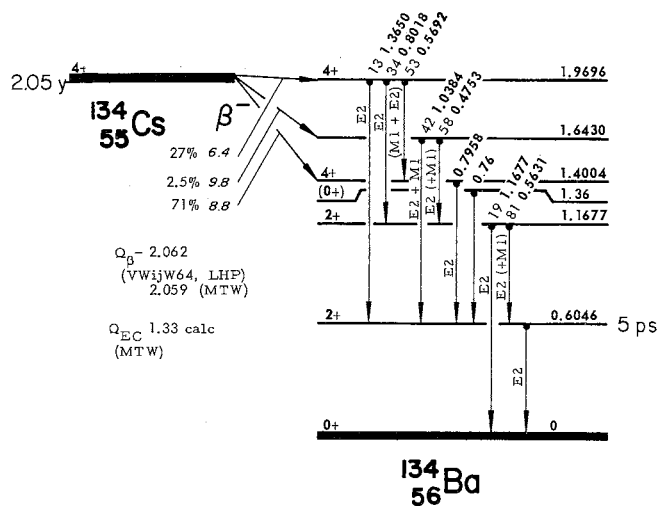
γ_1 ($\Gamma_{\gamma\gamma}/\Gamma_V$ 0.001) (AlvT60b)

others (SmiW56, VersN51, GreeA57)



<p>^{133}Xe (5.27 d):</p> <p>β^-: 0.346 mag spect (ErmP61) others (BergI52, BergI50b)</p> <p>γ: γ_1 0.07955 (t_{γ} 0.8, e_K/γ 1.0, K/L_I 1.7), γ_2 0.08097 (t_{γ} 100, e_K/γ 1.4, K/L_I/L_{II}/L_{III} 75/10.0/1.6/1.0), γ_3 0.160 (t_{γ} 0.11), γ_4 0.22 ? (t_{γ} = 0.0004), γ_5 0.302 (t_{γ} 0.012), γ_6 0.382 (t_{γ} 0.006) mag spect conv, scint spect, YY coinc (ErmP61) γ_2 0.08100 (K/L_I/L_{II}/L_{III} 75/10.0/1.5/1.1) mag spect conv (SiegK64) γ_2 0.08099 (K/L_I/L_{II}/L_{III} 79/10.0/1.48/1.15) mag spect conv (BrowF61) γ_2 (e_K/γ 1.5, K/L+M+... 4.9) mag spect conv, scint spect (BergI54, BergI52, BergI50b) γ_1 (t_{γ} 0.4), γ_2 (t_{γ} 100), γ_3 0.160 (t_{γ} 1.4), γ_5 0.300 (t_{γ} 0.08), γ_6 0.380 (t_{γ} 0.04) scint spect, YY coinc (JhaS59) others (GrahR53, SneA58, StewM60)</p> <p>$\beta\gamma(\theta)$: (MullH60)</p>
<p>$^{133\text{m}}\text{Xe}$ (2.26 d):</p> <p>γ: 0.2328 (e_K/γ 4, K/L 2.9) mag spect conv, scint spect (BergI51b, BergI54) others (KetB51a)</p>

<p>^{133}Ba (7.2 y):</p> <p>γ: γ_1 0.054 (t_{γ} 2), $\gamma_2 + \gamma_3$ 0.080 (t_{γ} 52), γ_4 0.161, γ_6 0.276 (t_{γ} 10, e_K/γ 0.047, K/L+M+... 5), γ_7 0.302 (t_{γ} 21, e_K/γ 0.036, K/L+M+... 6), γ_8 0.356 (t_{γ} 100, e_K/γ 0.021, K/L+M+... 7), γ_9 0.383 (t_{γ} 11, e_K/γ 0.02, K/L+M+... 5) mag spect, mag spect conv, scint spect, YY coinc (MannK63) γ_1 0.054 (t_{γ} 3), γ_2 0.080 (t_{γ} 9), γ_3 0.082 (t_{γ} 55), γ_4 0.162 (t_{γ} 2), γ_5 0.220 (t_{γ} 0.3), γ_6 0.276 (t_{γ} 8), γ_7 0.301 (t_{γ} 27), γ_8 0.356 (t_{γ} 100), γ_9 0.386 (t_{γ} 10) scint spect, YY coinc (StewM60) γ_1 0.054 (γ 0.11%), γ_3 0.081 (e_K/γ 1.35, K/L+M+... 4.8), γ_5 0.220 (K/L+M+... 7.4) mag spect conv, scint spect, YY, $e^- \gamma$ coinc (NiesE64) γ_1 0.056 (t_{γ} 7), γ_2 (t_{γ} 3?) 0.079 (t_{γ} 45, e_K/γ 1.5, K/L+M+... 7), γ_4 0.160 (t_{γ} 0.4, e_K/γ 0.4, K/L+M+... 4), γ_6 0.277 (t_{γ} 3, e_K/γ 0.11), γ_7 0.302 (t_{γ} 22, e_K/γ 0.024), γ_8 0.356 (t_{γ} 100, e_K/γ 0.017), γ_9 0.383 scint spect, YY coinc, mag spect conv (GupR58) others (KoiS58, CrasB57, LangeM56, LangeM54a, LangeM55, RamasM60c, BureA57) YY(θ): (YinL64, MunF63, BodE59, AryA61, SubB61, Agary65, Clif60) EC decay to 0.437 level of ^{133}Cs: EC(L+M+...)/EC(K) 1.1 (RamasM60e) others (GupR58, KoiS58, LangeM56)</p>
--



Cs (2.05 y):

I: 4, μ : +2.990 atomic beam (LindgI64)

β^- : β_1 0.662 (71%), β_2 0.410 (1%), β_3 0.089 (28%), no 0.21, 0.28, 0.34, 0.68 β^- , no 0.89 β^- (lim 0.045%), no 1.45 β^- (lim 0.005%) mag spect (VWijW64)

others (DaniH63b, TrehP63, KeiG55, CorkJ53a, DaniH63b, ForH55a, BertG55, BertG56c, BashA54, ElliL47, GromK52, WagM50a, WolfsJ56)

γ : γ_1 0.4753 (γ 1.5%, e_K/γ 0.009), γ_2 0.5631 (γ 8%, e_K/γ 0.006), γ_3 0.5692 (γ 14%, e_K/γ 0.008), γ_4 0.6046 (γ 98%, e_K/γ 0.0048), γ_5 0.7958 (γ 88%, e_K/γ 0.0025), γ_6 0.8018 (γ 9%, $e_{K'}/\gamma$ 0.0026), γ_7 1.0384 (γ 1.1%, e_K/γ 0.0016), γ_8 1.1677 (γ 1.9%, e_K/γ 0.0010), γ_9 1.3650 (γ 3.4%, e_K/γ 0.0007) semicond spect, mag spect conv (BrowRA65)

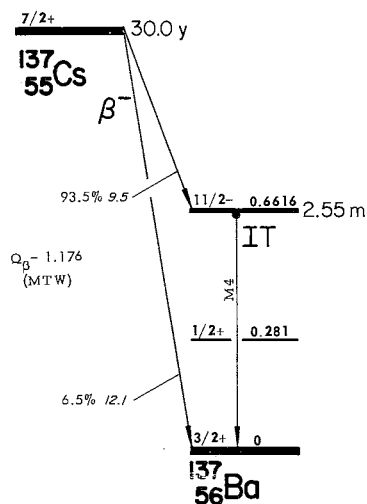
others (EwaG64, VWijW64, KeiG55, DzhB59e, VerhJ54, SchrS63, HankA63, TrehP63, SegO63, GirR59a, CorkJ53a, ForH55a, BertG55, JosM54, BashA54, AlekY58, OFriZ56, WagM50a, MaeR53, FirsE57, ShpV51, ElliL47, Johak56, BertG56c, LuD54, HucJ65)

$\beta\gamma(\theta)$: (GrabZ65, StevD51, BeysJ50)

$\beta\gamma$ polariz(θ): (DaniH63b, MannL62a, TirK65)

$\gamma\gamma(\theta)$: (MunF63, SegO63, ColeL63, StewM55, KlemE55)

$\gamma\gamma$ polariz(θ): (KloR52, MetF50, RobiB52)



^{137}Cs (30.0 y):

I: 7/2, μ : +2.8382 atomic beam; q: +0.050 opt double res (LindgI64)

β^- : β_1 1.176 (6.5%), β_2 0.514 (93.5%) mag spect (DaniH62b)

β_1 1.176 (7.6%), β_2 0.514 (92.4%) mag spect (YosY58)

others (KatoT57, AgnH50, OlsJ54, LangeL51, AzuT54, WapA54a, Broyc53, PeaC49, OsoJ49, RiccR57, DrabG55, MacqP54, BosH63a, CharP65)

^{137m}Ba (2.55 m):

γ : γ_1 0.6616 ($K/L_{II}/L_{III}$ 1000/151/22/19) mag spect conv (GeiJ62)

γ_1 (e_K/γ 0.093, $K/L+M+\dots$ 4.5) mag spect conv (DaniH62b)

γ_1 (e_K/γ 0.095) mag spect, mag spect conv (HulS61)

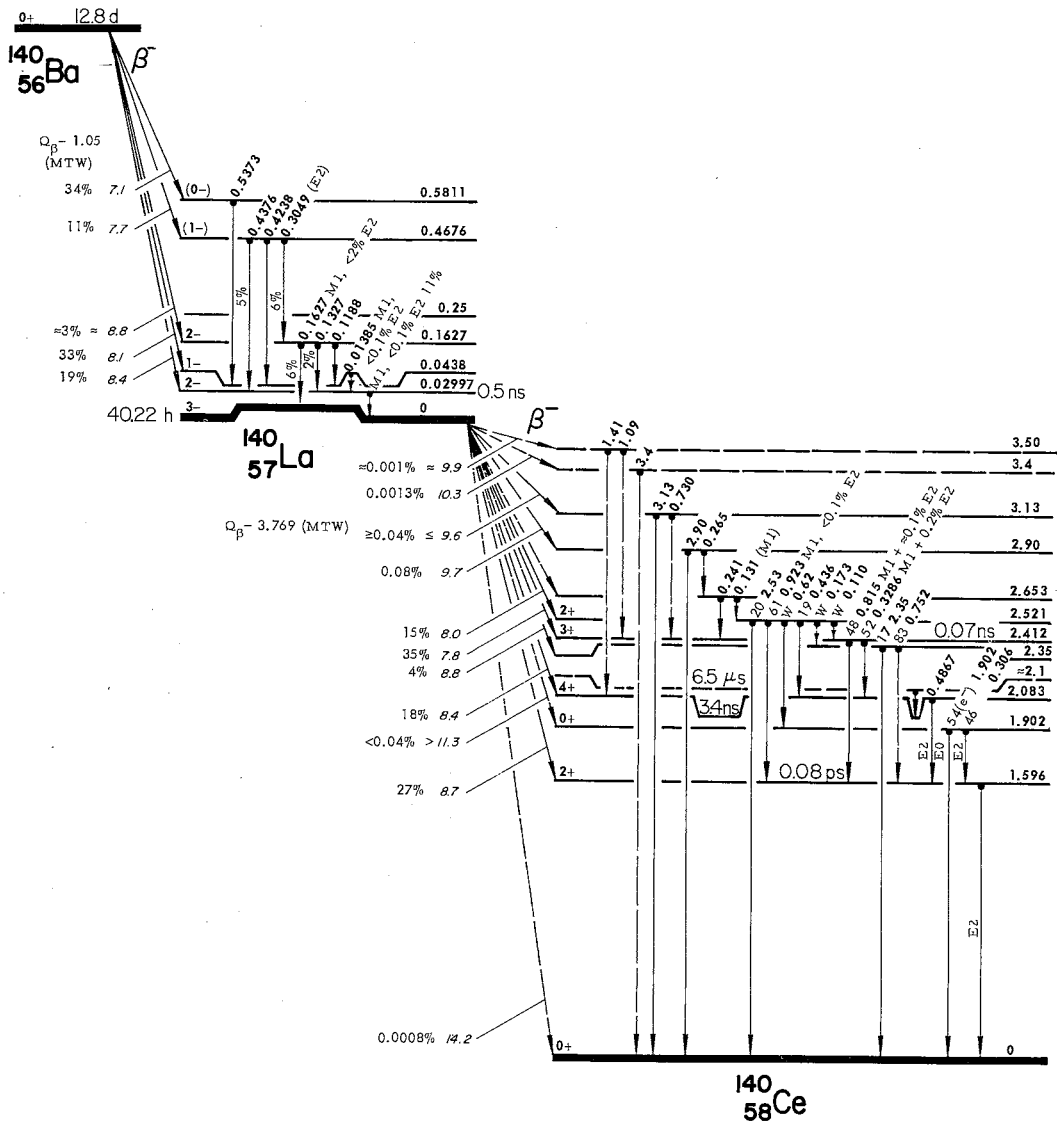
γ_1 ($K/L/M$ 56/10/2.2) mag spect conv (ChuY64a)

γ_1 ($K/L/M$ 566/100/26.0) mag spect conv (YosY58)

γ_1 (γ 86%, e/γ 0.1100) semicond spect (MerJ65)

γ_1 ($1_{\gamma\gamma}/1_{\gamma}$ 6×10^{-6}) (BeuW60)

others (MullD52, LindsG53a, GravG52, LangeL50b, DVriC60b, HulS59, SubB61c, KureT63, WapA54a, WagM51, MGowF57a, KatoT57, MaeR53, AzuT54, BendW52, KruP52, MitA49, OsoJ49, TownJ48, RiccR57, VerhJ54, AntoiS6a, AntoiS6b, DoIv53, BhaS54, DrabG55, BosH63a, RaoMR65)



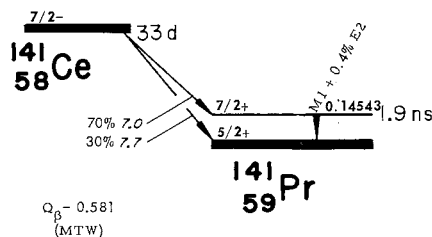
¹⁴⁰Ba (12.8 d):

β^- : $\beta_1 + \beta_2$ 1.02, β_3 0.83, β_4 0.59, β_5 0.46 mag spect, $\beta\gamma$ coinc (BosP59a)
 $\beta_1 + \beta_2$ 1.02 (60%), β_4 0.48 (40%) mag spect (BeacL49b)
 β_1 1.03, β_2 1.02 (β_1/β_2 0.6) $\beta\gamma$ coinc (BurdJ65)
 others (WilkR51)

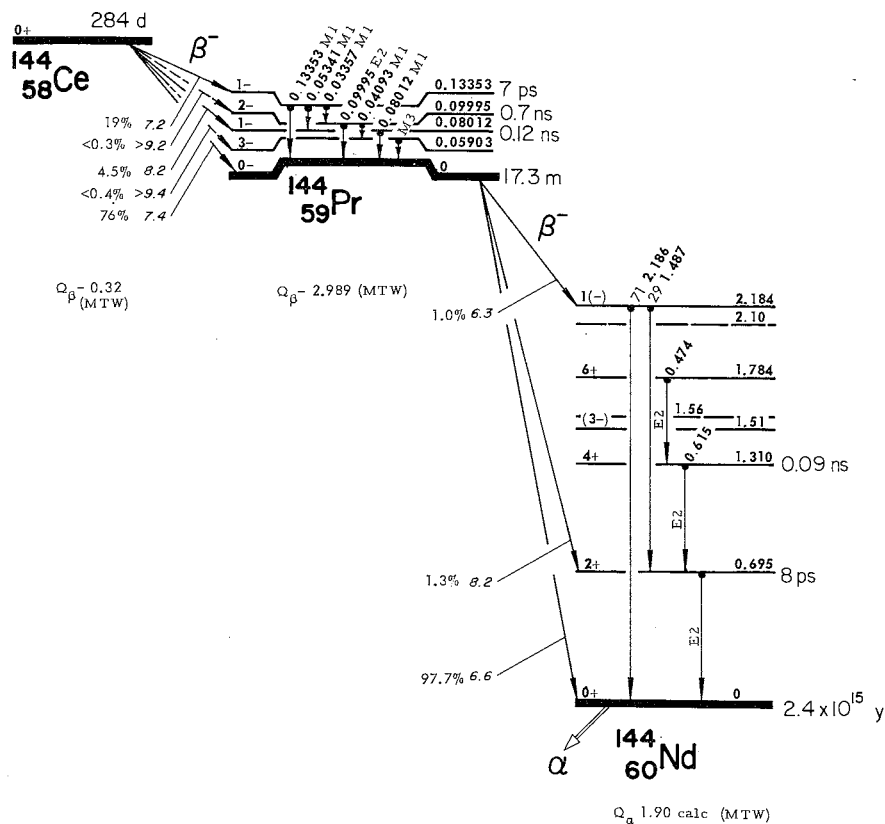
γ : γ_1 0.01385, γ_2 0.02997, γ_3 0.1188, γ_4 0.1327, γ_5 0.1627, γ_6 0.3049, γ_7 0.4238, γ_8 0.4376, γ_9 0.5373 mag spect conv, $e^- \gamma$, $\gamma\gamma$ coinc (GeiJ61a)
 γ_2 0.0296 (f_{L23} , $L_I/L_{II}/L_{III}$ 20/2/1), γ_3 0.119 (f_{K1}), γ_4 0.132 (f_{K4}), γ_5 0.162 (f_{K10} , K/L 2), γ_6 0.304 (f_{K4}), γ_7 0.421 (f_{K1}), γ_8 0.436 (f_{K1}), γ_9 0.537 (f_{K4} , K/L 4) mag spect conv (CorkJ51d)
 γ_2 0.030 (Y 13%), γ_4 0.132 (Y 1.7%), γ_5 0.162 (Y 8%), γ_6 0.304 (Y 7%), γ_8 0.436 (Y 5%), γ_9 0.536 (Y 29%) scint spect (AgarY64)
 γ_2 0.0296, γ_4 0.131 ($f_{\gamma 1.4}$), γ_5 0.162 ($f_{\gamma 10}$, K/L+M+... ≈ 3.8), γ_6 0.304 ($f_{\gamma 5}$), γ_8 0.436 ($f_{\gamma 5}$), γ_9 0.537 ($f_{\gamma 25}$) scint spect, $\gamma\gamma$ coinc, mag spect conv (BosP59a)
 γ_2 0.030 (Y 16%, $e^- \gamma$), γ_4 0.132 (Y 3%), γ_5 0.162 (Y 5%), γ_6 0.304 (Y 3%), γ_8 0.436 (Y 5%), γ_9 0.537 (Y 25%) scint spect (DuzB61, SilA58)
 γ_9 ($e^- \gamma$ /Y 0.006, K/L+M+... 5.2) mag spect, mag spect conv (RohR55)
 others (KellWH56, MaeR53, BeacL49b, BurdJ65)

$\beta\gamma(\theta)$: (AgarY64)
 $\gamma\gamma(0)$: (AgarY64, BlacW63, KellWH56, BurdJ65, ZukW65)

140
La (40.22 h):
I: 3 atomic beam (LindgI64)
 β^- : β_1 2.175 (6%), β_2 1.68 mag spect (LangeL60)
 β_1 2.15 (7%), β_2 1.67 (10%), β_3 1.34 (45%), β_4 1.10 (26%), β_5 0.83 (12%) mag spect (PeaC54)
 β_1 2.20 (8%), β_2 1.62 (14%), β_3 1.36 (30%), β_4 1.15 (20%), β_5 0.86 (12%), β_6 0.42 (16%) mag spect (BashA54a, AjzF56)
3.8 (0.0008%), β_1 2.20 (10%) mag spect (DzhB60a)
others (WilkR51a)
Y: Y_1 0.0687 (K 0.010%), Y_2 0.109 (K 0.013%, K/L 2), Y_3 0.110 (K 0.002%), Y_4 0.131 (K 0.10%, K/L 9), Y_5 0.173 (K 0.011%), Y_6 0.241 (K 0.008%), Y_7 0.265 (K 0.011%), Y_9 0.329 (K 0.59%, e_K/Y 0.029, K/L 6.2), Y_{10} 0.436 (K 0.024%, e_K/Y 0.010), Y_{11} 0.487 (K 0.37%, e_K/Y 0.009, K/L 7.0), Y_{12} 0.730 (K 0.010%), Y_{13} 0.752 (K 0.015%, e_K/Y 0.003), Y_{14} 0.815 (K 0.094%, e_K/Y 0.005, K/L 8), 0.868 (Y 5%), Y_{15} 0.923 (K 0.014%, e_K/Y 0.0014, K/L 8), Y_{18} 1.597 (K 0.059%, e_K/Y assumed 0.00069, e^+/e_K 16), Y_{19} 1.91 (K 0.013%, $e_K/Y > 0.38$, K/L 6.3), Y_{20} 2.34 (K 0.00027%, e_K/Y 0.0004, K/L 6.6, e^+/e_K 116), Y_{21} 2.53 (K 0.0012%, e_K/Y 0.0003, K/L 6.3, e^+/e_K 105), Y_{22} 2.90 (K 0.000022%, e_K/Y 0.0003), Y_{23} 3.13 (K 6×10^{-6} %, e_K/Y 0.0002), Y_{24} 3.4 (Y 0.0013%) mag spect conv, mag spect (BashA58, PriV58, CorkJ51e, PriV58a, DzhB60a, DzhB60f, AntoS60a)
 Y_9 0.3286, Y_{11} 0.4867, Y_{14} 0.815, Y_{18} 1.596 mag spect (HedA52)
 Y_9 0.328 ($\uparrow Y_{38}$, e_K/Y 0.035, K/L+M+... 7), Y_{10} 0.438 ($\uparrow Y_6$), Y_{11} 0.490 ($\uparrow Y_{48}$, e_K/Y 0.008, K/L+M+... 7), Y_{14} 0.815 ($\uparrow Y_{44}$, e_K/Y 0.004), Y_{18} 1.60 ($\uparrow Y_6$, e_K/Y 0.0008), Y_{21} 2.50 ($\uparrow Y_1$), $Y_{22} + Y_{23}$ 3.00 ($\uparrow Y_{0.04}$) mag spect conv, scint spect, YY coinc (BolH55)
 Y_{18} 1.598 (Y 96%), Y_{19} (1.9) (Y < 0.15%), Y_{20} 2.37 (Y 0.8%), Y_{21} 2.53 (Y 3.0%), Y_{22} 2.89 (Y 0.08%), Y_{23} 3.10 (Y 0.03%), Y_{24} (3.25) (Y < 0.005%) 3 cryst pair spect (HansP62a)
 Y_8 0.31 (coinc Y_{18}), Y_{11} 0.49, Y_{14} 0.814, Y_{16} 1.09 (coinc Y_{14}), Y_{17} 1.41 (coinc Y_{11}) YY sum coinc (NaqS62)
0.62 (coinc Y_{19}) $e^- Y$ coinc (SalP65)
others (TakekH61, CorkJ51e, BanR51, ColeC55, RohR55, MackR57, PeaC54, BashA54a, DzhB60f, SimoL63b, ArkL55, ArkV59, ArkV57, KhoE58, MaeR53, BeacL49b, RalW47, MillL46, RobiB51a, BisG50, Wata47)
 $\beta Y(\theta)$: (AlbeJE63, BhaS63, NewR64, PetuA62, RudV60, RagR65, SubM65)
 βY polariz(θ): (PetuA62, EstI62)
YY(θ): (BlacW63, DorL63, BisG55a, KellWH56, BolH55, RobiB51a, ColeC55, KorH63a, ColeC58, SimoL63b, SchmM64)
0.030 level of ^{140}La : $t_{1/2} \approx 5 \times 10^{-10}$ s delay coinc (BurdJ65)



141
Ce (33 d):
I: 7/2 ESR, nucl align; μ : ± 0.97 ESR (LindgI64)
 β^- : β_1 0.582 (30%), β_2 0.444 (70%) mag spect (KondE52, KondE51b, KondE51c)
 β_1 0.581 (33%), β_2 0.442 (67%) mag spect (FreeM50a)
 β_1 0.574 (25%), β_2 0.432 (75%) scint spect, βY coinc (JonJT55)
 β_1 0.591 (33%), β_2 0.447 (67%) mag spect (ZorG57)
others (JosM58, ShepL48a, TPogM49)
Y: Y_1 0.14543 (K/L_I/L_{II}/L_{III} 810/100/8.1/1.7) mag spect conv (GeiJ65a)
 Y_1 (e_K/Y 0.38) scint spect (NemL61)
 Y_1 (e_K/Y 0.40) scint spect (CookJ61)
 Y_1 (K/L 6.4) mag spect conv (JonJT55)
 Y_1 (e_K/Y 0.37, K/L 6.2) scint spect, mag spect conv (ZorG57)
others (RaoG63b, JosM58, KondE52, KondE51b, KondE51c, FreeM50a, JohaS52, HillR51a, KellH51, TPogM49, ShepL48a, WalthA65, MartiDW56)
 $\beta Y(\theta)$, βY polariz(θ): (DeuJ61a, RudV60, RaoW65)
nucl align: (GracM62, HaaJ63, HaaJ64, SchoJ62, AmbE57, CaccC55, HopD61)



^{144}Ce (284 d):

β^- : β_1 0.309 (76%), β_3 0.175 (24%) mag spect, $\beta\gamma$ coinc (Pul156)
 β_1 0.304 (70%) mag spect (PortF52, EmmW54)
 β_1 0.32 (65%), β_2 0.24 (5%), β_3 0.18 (30%) mag spect (HicR58)
 β_1 0.33 (75%), β_2 0.26 (\approx 5%), β_3 0.16 (20%) mag spect (CorkJ54b)
 others (FreeN59a, ParfV57, SenA59, VasiT62, ForN62, NedV51b, RobiR58, DaniH65a)

γ : γ_1 0.03357 (L_I 0.77%, $L_I/L_{II}/L_{III}$ 100/ \approx 6/ $<$ 5), γ_2 0.04093 (L_I 0.68%, $L_I/L_{II}/L_{III}$ 100/9/ $<$ 4), γ_3 0.05341 (L_I 0.10%, $L_I/L_{II}/L_{III}$ 100/8/ $<$ 6), γ_4 0.05903 (L_I 0.22%, $L_I/L_{II}/L_{III}$ 65/11/100), γ_5 0.08012 (K 3.3%, $K/L_I/L_{II}/L_{III}$ 100/12.4/0.8/ $<$ 0.4), γ_6 0.09995 (K 0.050%, $K/L_I/L_{II}/L_{III}$ 100/12/22/23), γ_7 0.13353 (K 5.3%, $K/L_I/L_{II}/L_{III}$ 100/12.8/0.95/0.23) mag spect conv, $e^- \gamma$, $\gamma\gamma$ coinc (GeiJ60, GeiJ61)
 γ_5 (Γ_γ 33), γ_7 (Γ_γ 100) scint spect (ZukW63)
 γ_5 (Γ_γ 32, e_K^-/γ 1.4), γ_7 (Γ_γ 100, e_K^-/γ 0.8) scint spect, mag spect conv (HicR58)

note: additional transitions reported by GneA59, ForN59, FreeN59a, SenA59, ForN62, ParfV57, and IwaT63 are of doubtful existence
 others (CorkJ54b, Pul156, PortF52, EmmW54, PortF59, SilA61a, VasiT62, GneA59, FreeN59a, ForN59, ParfV57, ForN62, IwaT63, KellH51, KreW54, KellW52)

$\beta\gamma(\theta)$: (CreE63, CollW63,
 $\gamma\gamma(\theta)$: (ZukW63, IwaT63, BhaR63b)

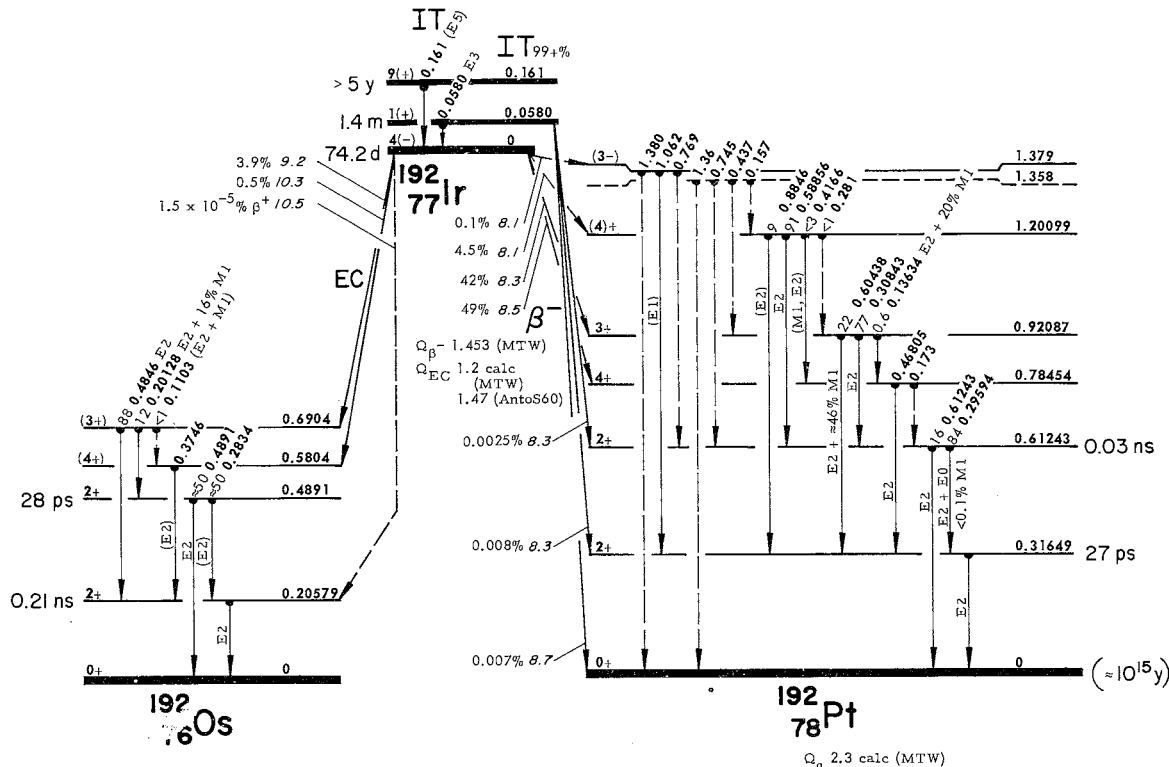
^{144}Pr (17.3 m):

β^- : β_1 2.996 (97.8%), β_2 2.30 (1.2%), β_3 0.807 (1.0%) mag spect, $\beta\gamma$ coinc (PortF59)
 β_1 2.98 (97.7%), β_2 2.30 (1.3%), β_3 0.80 (1.0%) mag spect, $\beta\gamma$ coinc (GrahR58)
 others (EmmW54, PortF52, LauM56, HicR58, CorkJ54b, AlbuD52b, FreeN59)

γ : γ_1 0.697 (Γ_γ 100), γ_2 1.487 (Γ_γ 19), γ_3 2.186 (Γ_γ 49) scint spect (MonaJ61a)
 γ_1 0.697 (γ 1.5%), γ_2 1.49 (γ 0.29%), γ_3 2.19 (γ 0.7%) scint spect (PortF59)
 γ_1 0.69 (γ 1.6%), γ_2 1.49 (γ 0.26%), γ_3 2.18 (γ 0.8%) scint spect (GrahR58)
 others (FreeN59, HicR58, BurmV59a, SugiyK61, PortF52, AlbuD52b, CorkJ54b, EmmW54, KreW54, FirsE57)

$\beta\gamma(\theta)$: (GrahR58, HessR63, RagR63, CollW63, CreE63, LobV61c)
 $\beta\gamma$ polariz(θ): (HessR63, CollW63)
 $\gamma\gamma(\theta)$: (ZukW63, GrahR58, SugiyK61)

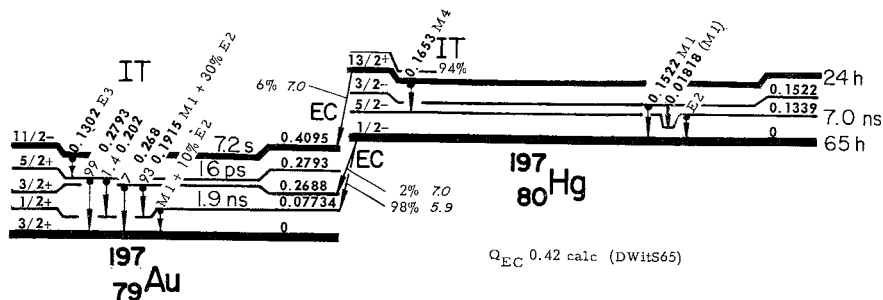
0.080 level of ^{144}Pr : $t_{1/2}$ 1.2×10^{-10} s delay coinc (BurdJ62, BurdJ62a)
 0.100 level of ^{144}Pr : $t_{1/2}$ 7×10^{-10} s delay coinc (BerIE64, BurdJ62, BurdJ62a)
 0.134 level of ^{144}Pr : $t_{1/2}$ $\approx 7 \times 10^{-12}$ s delay coinc (BurdJ62, BurdJ62a)



^{192}Ir (74.2 d):
 I: 4 atomic beam (LindgI64); μ : ± 1.9 nucl align (CarnJ64b)
 β^- : β_1 0.672 (46%), β_2 0.536 (41%), β_3 0.24 (8%) mag spect, $\beta\gamma$ coinc (JohnM65)
 β_1 0.67 mag spect (LevyP47a, BagL55, JohnM54a, BashA52)
 β_1 0.66 mag spect (ShpV51c)
 β^+ : 0.24 (1.5×10^{-5} %) mag spect (AntoS60)
 γ with β^- : γ_1 0.13634 (Γ_{γ} 2.7, e_K/γ 0.6, $K/L_{\text{I}}/L_{\text{II}}/L_{\text{III}}$ 4.9/1/3.2/2.3), γ_2 0.29594 (Γ_{γ} 360, e_K/γ 0.064, $K/L_{\text{I}}/L_{\text{II}}/L_{\text{III}}$ 8.6/1/1.59/0.9), γ_3 0.30843 (Γ_{γ} 370, e_K/γ 0.060, $K/L_{\text{I}}/L_{\text{II}}/L_{\text{III}}$ 7.5/1/1.47/0.66), γ_4 0.31649 (Γ_{γ} 1000, e_K/γ 0.054, $K/L_{\text{I}}/L_{\text{II}}/L_{\text{III}}$ 7.9/1/1.39/0.76), γ_5 0.4166 ($\Gamma_{\gamma} \leq 3$, $e_K/\gamma \geq 0.09$), γ_6 0.46805 (Γ_{γ} 600, e_K/γ 0.021, $K/L_{\text{I}}/L_{\text{II}}/L_{\text{III}}$ 7.4/1/0.75/0.32), γ_7 0.58856 (Γ_{γ} 49, e_K/γ 0.014, $K/L_{\text{I}}/L_{\text{II}}$ 3.5), γ_8 0.60438 (Γ_{γ} 105, e_K/γ 0.019, $K/L_{\text{I}}/L_{\text{II}}/L_{\text{III}}$ 6.1/1/0.24/0.04), γ_9 0.61243 (Γ_{γ} 70, e_K/γ 0.011, $K/L_{\text{I}}/L_{\text{II}}$ 4.8), γ_{10} 0.8846 (Γ_{γ} 5, e_K/γ 0.004, $K/L+M$ 4), γ_{11} 1.062 (Γ_{γ} 0.5, $e_K/\gamma \approx 0.0006$) mag spect, cryst spect, mag spect conv (compiled from LindsB63, MarinL60, MurG61, HulS61, KerJ62, BagL55, HerrlC64, MurG65 by LHP)
 possible weak additional γ 's: 0.1560 (CorkJ51b, HarmB64), 0.173 (CorkJ51b, JohnM54a), 0.281 (Γ_{γ} 13 (JohnM54a)), ($\Gamma_{\gamma} < 1$ (LindsB63)), (HarmB64), 0.400 (CorkJ51b, ShpV51c, BashA52), 0.438 (Γ_{γ} 6.5 (JohnM54a)), ($\Gamma_{\gamma} < 0.6$ (KerJ62)), (CorkJ51b, GlazM55, ShpV51c, BashA52), 0.745 (JohnM54a, ?KerJ62), 0.769 (KerJ62), 0.785 (Γ_{γ} 1 (BagL55)), ($\Gamma_{\gamma} < 0.02$ (KerJ62)), (JohnM54a, MlaM60, PriR54), 1.056 (KerJ62, DzhB56, AntoS60), 1.091 (KerJ62, AntoS60), 1.157 (JohnM54a, not observed by DelN56, AntoS60, KerJ62), 1.21 (PriR54, not observed by DelN56, AntoS60), 1.36 (DelN56, AntoS60), 1.380 (KerJ62) others (BagL55, MlaM60, FreyW62, HamiJ62, BergP60, KelmV57c, KerJ62, MarinL60a, MullID52, KelmV57a, JohnM54a, RomV58, RydN55, SumO57, SumO57a, AntoS60, BashA52, ShpV51c, CorkJ51b, HarmB64, WolfsJ50a, GrarF55, GlazM55, DzhB56, DzhB56f, LuD54, KelmV64)
 $\gamma\gamma(\theta)$ with β^- : (ButtD62a, SimoL62, ButtD60, KawM58, TayH55, KellWH56, ShieV57, MraI57, BagL55, JohnM65)
 $\beta^-\gamma(\theta)$: (DeuJ58, GarwR49)
 γ with EC: γ_1 0.20128 (Γ_{γ} 5.6, e_K/γ 0.23, $K/L_{\text{I}}/L_{\text{II}}/L_{\text{III}}$ 6.5/1/1.61/1.07), γ_2 0.20579 (Γ_{γ} 38, e_K/γ 0.16, $K/L_{\text{I}}/L_{\text{II}}/L_{\text{III}}$ 11/1/2.75/1.83), γ_3 0.2834 (Γ_{γ} 4, e_K/γ 0.06), γ_4 0.3746 (Γ_{γ} 6, e_K/γ 0.05), γ_5 0.4846 (Γ_{γ} 40, e_K/γ 0.018), γ_6 0.4891 (Γ_{γ} 4, $e_K/\gamma \approx 0.018$) mag spect, cryst spect, mag spect conv (compiled from MarinL62, LindsB63, BergP60, KerJ62, HerrlC64, KelmV57c by LHP)
 possible weak additional γ : 0.1103 ($K/K(0.317 \gamma)$ 0.006, $K/L_{\text{I}}/L_{\text{III}} \approx 7/3/2$) mag spect conv (HarmB64)
 0.110 ($K/K(0.317 \gamma)$ 0.008) mag spect conv (MarinL62)
 others (BagL55, BergP60, MarinL60, KerJ62, KelmV57c, JohnM54a, MullID52, SumO57, BashA52, ShpV51c, CorkJ51b, WolfsJ50a)
 $\gamma\gamma(\theta)$ with EC: (ShieV57)

$^{192m}1_{\text{Ir}}$ (1.4 m):
 β^- : 1.5 (0.007%), 1.2 (0.008%), 0.9 (0.0025%) $\beta\gamma$ coinc (SchaG61)
 γ with IT: γ_1 0.0580 ($L_{\text{II}}/L_{\text{III}}$ 1.1) mag spect conv (MizJ54)
 γ_1 (e/γ 3500) (SchaG61)
 γ_1 (e/γ 1300) scint spect, scint spect conv (HennH60a)
 others (CaldR50, WebG53, KeiB63, HoleN48b)
 γ with β^- : 0.317, 0.612 $\beta\gamma$ coinc (SchaG61, SchaG59)

$^{192m}2_{\text{Ir}}$ (>5 y):
 γ : 0.161 ($K/L \approx 0.06$) scint spect conv (SchaG59)

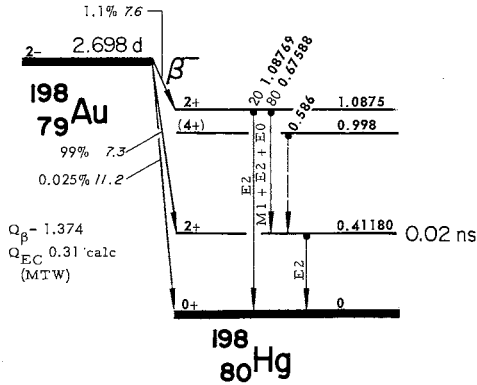


^{197}Hg (65 h):

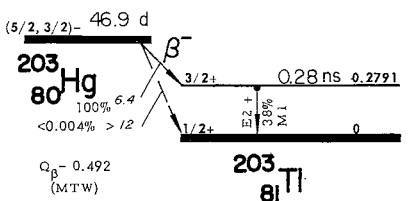
- I: $1/2$ atomic spect, opt pump; μ : +0.52406 opt pump (LindgI64)
 Y: γ_1 0.07734 cryst spect (MarkI63)
 γ_1 0.0773 ($\Gamma_{L_I} 100$, $L_I/L_{II}/L_{III}$ 100/44/41), γ_2 0.1915 ($\Gamma_K 1.6$) mag spect conv (JunB61)
 γ_1 0.0775 ($L_I/L_{II}/L_{III}$ 100/44/33), γ_2 0.1916 mag spect conv (VHeeI59)
 γ_2 0.191 ($\Gamma_{\gamma} 100$), γ_3 0.268 ($\Gamma_{\gamma} 8$), no 0.279 γ ($\Gamma_{\gamma} < 2$) semicond spect (HavA65)
 γ_1 0.077 ($\Gamma_{\gamma} 34$, $e_{L+M+...}/\gamma 4$), γ_2 0.191 ($\Gamma_{\gamma} 1.0$, $e_K/\gamma 0.8$, $K/L+M+... 4$),
 γ_3 0.269 ($\Gamma_{\gamma} 0.06$) scint spect, semicond spect conv, mag spect conv (HelmeR65)
 others (MihJ53, JolyR55, HubeO53, CorkJ52, HubeO51, FrauH50a)
 EC to 0.269 level of ^{197}Au : EC(K)/EC(K+L+...) 0.5 (DWitS65)
 0.134 level of ^{197}Hg : $t_{1/2}$ 7.0×10^{-9} s delay coinc (SutT61)
 others (MGowF50, DeuM50)

^{197m}Hg (24 h):

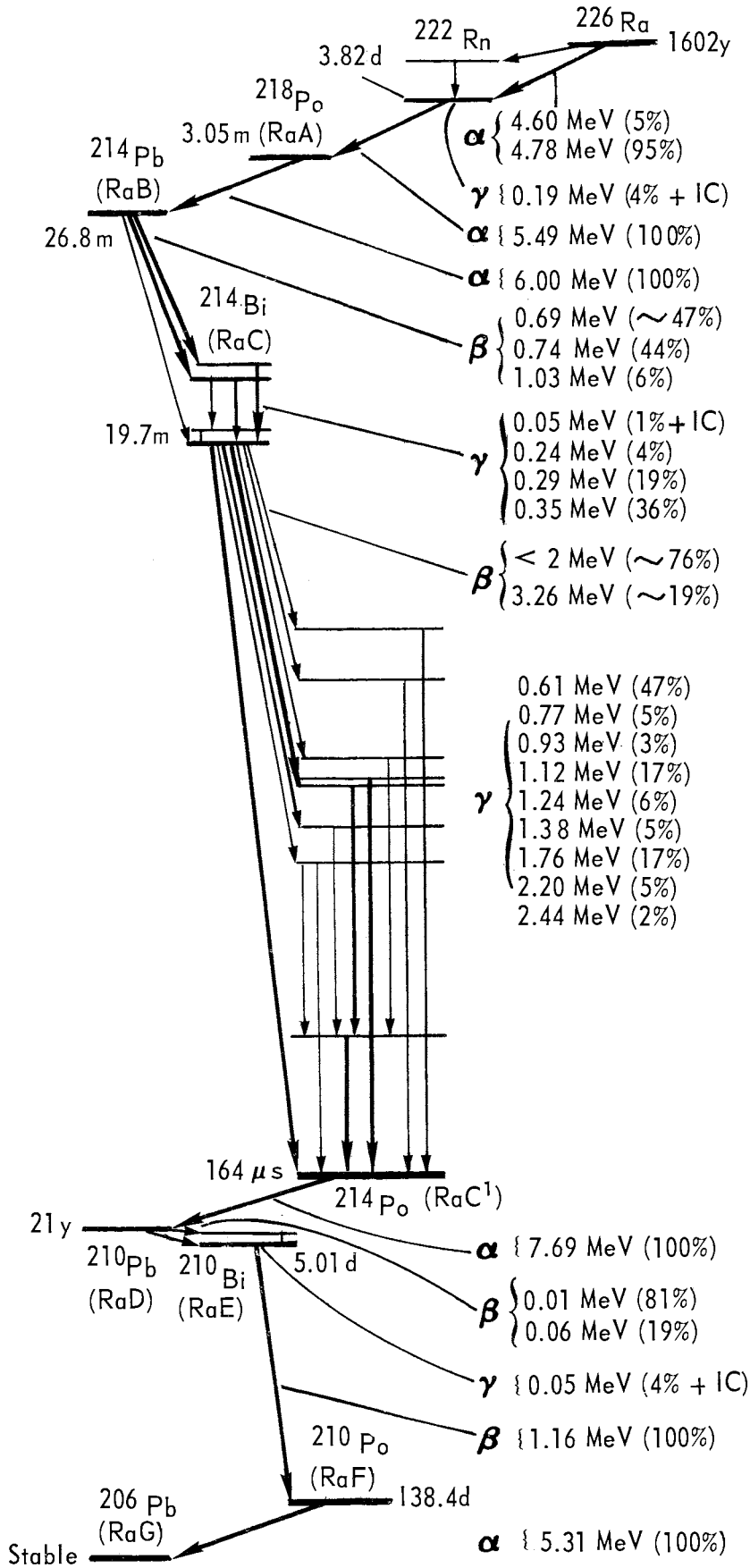
- I: $13/2$ atomic spect; μ : -1.032 (LindgI64)
 Y with IT: γ_1 0.1340 ($K/L_I/L_{II}/L_{III}$ 13/2.6/15/10), γ_2 0.1653 ($K/L_I/L_{II}/L_{III}$ 47/54/13/100) mag spect conv (VHeeI59)
 γ_1 ($\Gamma_K 100$, $e_K/\gamma 0.5$, $K/L 0.40$), γ_2 ($\Gamma_K 145$, $e/\gamma > 19$, $K/L 0.44$) mag spect conv, YY coinc (HubeO51, FrauH50a)
 γ_1 ($L_I/L_{II}/L_{III}$ 0.4/11/10), γ_2 ($L_I/L_{II}/L_{III}$ 10/<1/15) mag spect conv (MihJ53)
 γ_1 ($\Gamma_{\gamma} 100$), γ_2 ($\Gamma_{\gamma} 1.0$) semicond spect (HavA65)
 others (CorkJ52, BradC54, CobH57, HelmeR65)
 YY(θ): (PettB61b, GerhT62a, GimF56, CobH57)
 Y with EC: γ_1 0.1302 ($\Gamma_K 1.6$, L_{II}/L_{III} 1.3, L_I weak), γ_3 0.2793 ($\Gamma_K 5$) mag spect conv (MihJ53, VHeeI59, JolyR55)
 γ_2 0.202 ($\Gamma_{\gamma}/\Gamma_{\gamma}(0.134 \gamma) 0.23$), γ_3 0.279 ($\Gamma_{\gamma}/\Gamma_{\gamma}(0.134 \gamma) 16$) semicond spect (HavA65)
 others (HubeO51, BradC54, HelmeR65)
 YY(θ): (PettB61b)

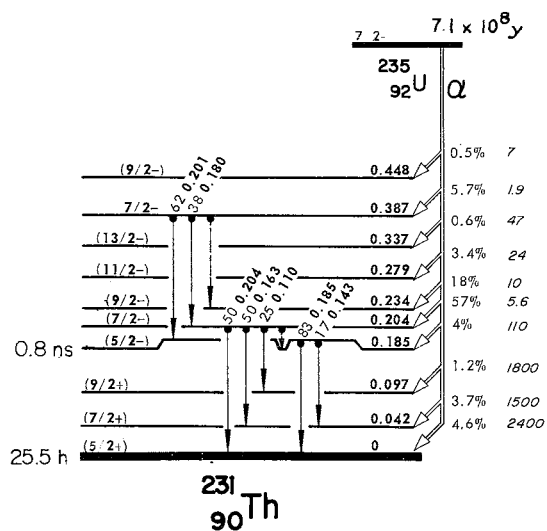


¹⁹⁸Au (2.698 d):
 I: 2, μ: ±0.6 atomic beam (Lindg164)
 β⁻: β₁ 1.371 (0.025%) mag spect (ElliL54, ElliL55)
 β₂ 0.961 mag spect (PauH65)
 β₂ 0.959 mag spect (BeeH65)
 β₂ 0.962 mag spect (ChabM61, DepP61)
 β₃ 0.29 mag spect, βγ coinc (BrosA51a)
 others (PortF56, ElliL54, WapA59, DVriC60b, SaxD48, BroyC53, LangeL49, PohA54, LevyP49, StefR49, ShavL49, CavP51, WolfsJ52a, BurgN61, KeeW65, CharP65)
 γ: γ₁ 0.41180 mag spect (MurG63)
 γ₂ 0.67588, γ₃ 1.08769 mag spect conv (KayG64)
 γ₁ (e_K/γ 0.0299) mag spect conv (PauH65, KeeW65)
 γ₁ (e_K/γ 0.0302) mag spect, mag spect conv (BergK65)
 γ₁ (e_K/γ 0.0300) mag spect conv, βγ coinc (LewinW63)
 γ₁ (K/L_I/L_{II}/L_{III} 687/100/101/45) mag spect conv (HerrlC64)
 γ₁ (f_γ 100), γ₂ (f_γ 0.8, e_K/γ 0.022, K/L 5.7), γ₃ (f_γ 0.17, e_K/γ 0.0045, K/L 6.3) mag spect, mag spect conv (ElliL54)
 γ₁ (f_γ 100), γ₂ (f_γ 1.1), γ₃ (f_γ 0.26) mag spect (DzhB55a)
 γ₁ (f_γ 100), γ₂ (f_γ 1.0, e_K/γ 0.019), γ₃ (f_γ 0.16, e_K/γ 0.0045) mag spect, mag spect conv (VolJ56)
 others (KelmV59, HameB61a, BergP60, DVriC60a, MullD52, HedA52, DMonJ48, LindD51, ConnDR56, PettB61c, HulS61, WolfsJ61a, WapA59, FreyW62, HamiJ62a, SaxD49, SiegK49b, StefR49, HubeP51, FancC52, SimoL52a, ReitD58, BirkR55, HillR50, MaeD54, DzhB56f, CavP51, CavP51a, MihJ52a, SwanJ53b, KureT63, PriR50a, ShavL49, BrosA51a, Stars63, ReidyJ65a, ChenT64, ParsD64, BacksC58, PettB65a)
 YY(θ): (SakM64a, SchiD53, Schrc53, Schrc53a, Malis59)
 βγ(θ): (PettB62, StefR61, ENesM62d, GarwR49, LehJ62, LobV62b, ThuJ64a, DeiW65, LacJ65)
 βγpolariz(θ): (StefR60, DeuJ61b, DCroM60, SimmP58, AvaR62, BoeF56, BertJ57, VKliJ64)



²⁰³Hg (46.9 d):
 β⁻: 0.214 mag spect (MartyN55, NijG59)
 0.210 mag spect (ThuS54a, WilsH51)
 0.208 mag spect (SlaH49a, SlaH49)
 no 0.49 β⁻ (lim 0.004%) mag spect (MartyN55)
 others (SaxD48a, WolfsJ56, WapA54d, WieM47)
 γ: γ₁ 0.2791 mag spect conv (EdvK58)
 γ₁ (e/γ 0.226) scint spect, βγ coinc (TayJ62)
 γ₁ (e_K/γ 0.162) scint spect, βγ coinc (CrofW63)
 γ₁ (e_K/γ 0.163, K/L/M+... 3.39/1/0.30) mag spect conv (NijG59)
 γ₁ (e_K/γ 0.159, K/L_I/L_{II}/L_{III} 1/0.16/0.10/0.053) mag spect conv (NorC56)
 γ₁ (L_I/L_{II}/L_{III} 0.15/0.11/0.053) mag spect conv (SwanJ53b, SwanJ53a)
 others (SlaH49, SlaH49a, HedA50, WolfsJ56, WilsH51, MartyN55, Joha552, BergI53, ThuS54a, SubB61c, HurJ61, RamasM60a, OFriZ56, WapA54d, SacD48a, BurmR63, KureT63, DWaaH55h, DWaaH56, WalthA65, RaoMR65)
 Isomeric level of ²⁰³Hg: t_{1/2} 2.1 × 10⁻⁵ s delay coinc (BranK64)
 γ: 0.33, 0.58 scint spect (BranK64)

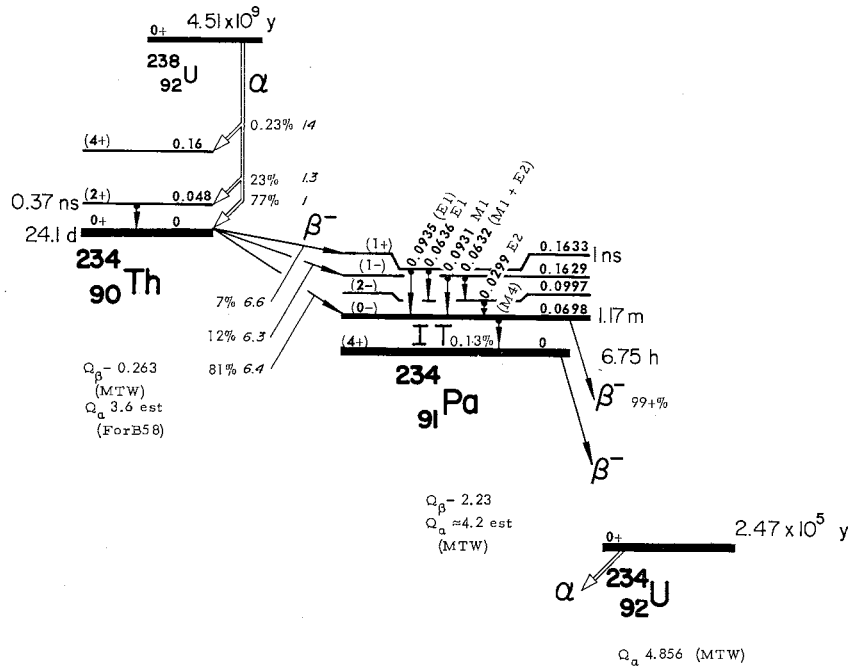




$Q_\beta = 0.381$
 $Q_\alpha = 4.22$ calc
 (MTW)

^{235}U (7.1×10^8 y):

I: 7/2 atomic spect, paramag res; $\mu: \pm 0.35$, $q: \pm 3.8$ paramag res (LindgI64)
 a: a_0 4.597 (4.6%), a_{42} 4.556 (3.7%), a_{97} 4.502 (1.2%), a_{155} 4.445 ? (0.6%),
 a_{185} 4.415 (4%), a_{204} 4.396 (57%), a_{234} 4.366 (18%), a_{257} 4.344 ?
 (1.5%), a_{279} 4.323 (3%), a_{337} 4.266 (0.6%), a_{387} 4.216 (5.7%),
 a_{448} 4.157 ($\approx 0.5\%$) mag spect, semicond spect (HydE64; compiled
 from PilR62, BaranS60a, SkiD61)
 others (VorA60, VorA60a, PilR57, GhiA51b, WurE57, VesR52,
 ClarF57)
 Y: γ_1 0.110 (γ 2.5%), γ_2 0.143 (γ 11%), γ_3 0.163 (γ 5%), γ_4 0.180 (γ 0.5%),
 γ_5 0.185 (γ 54%), γ_6 0.201 (γ 0.8%), γ_7 0.204 (γ 5%) scint spect, YY
 coinc (PilR62)
 γ_1 0.106, γ_2 0.143, γ_5 0.185 ($e_K/\gamma(\gamma_1 + \gamma_2 + \gamma_5)$ 0.10, $K/L \approx 1.4$),
 0.192 (e_K/γ 2.0) scint spect, γ_α coinc (VorA60a)
 others (JohaS56, FilI58)



^{238}U (4.51×10^9 y):

- α : a_0 4.195 ion ch (VorA60a)
- a_0 4.200 ion ch (HarvB57)
- a_0 (77%), a_{48} (23%), a_{160} (0.23% ion ch (KocG59a)
- others (BocB57, KomA58a, VorA59a, AldF47, ClarF57)
- γ : 0.048 (e^- 23%) ae^- coinc, range emuls (AlboG56, AlboG52, ZajB52)
- others (DuplD52)
- 0.045 level of ^{238}U : $t_{1/2}$ 2.3×10^{-10} s, delay coinc (BellRE60)

^{234}Th (24.1 d):

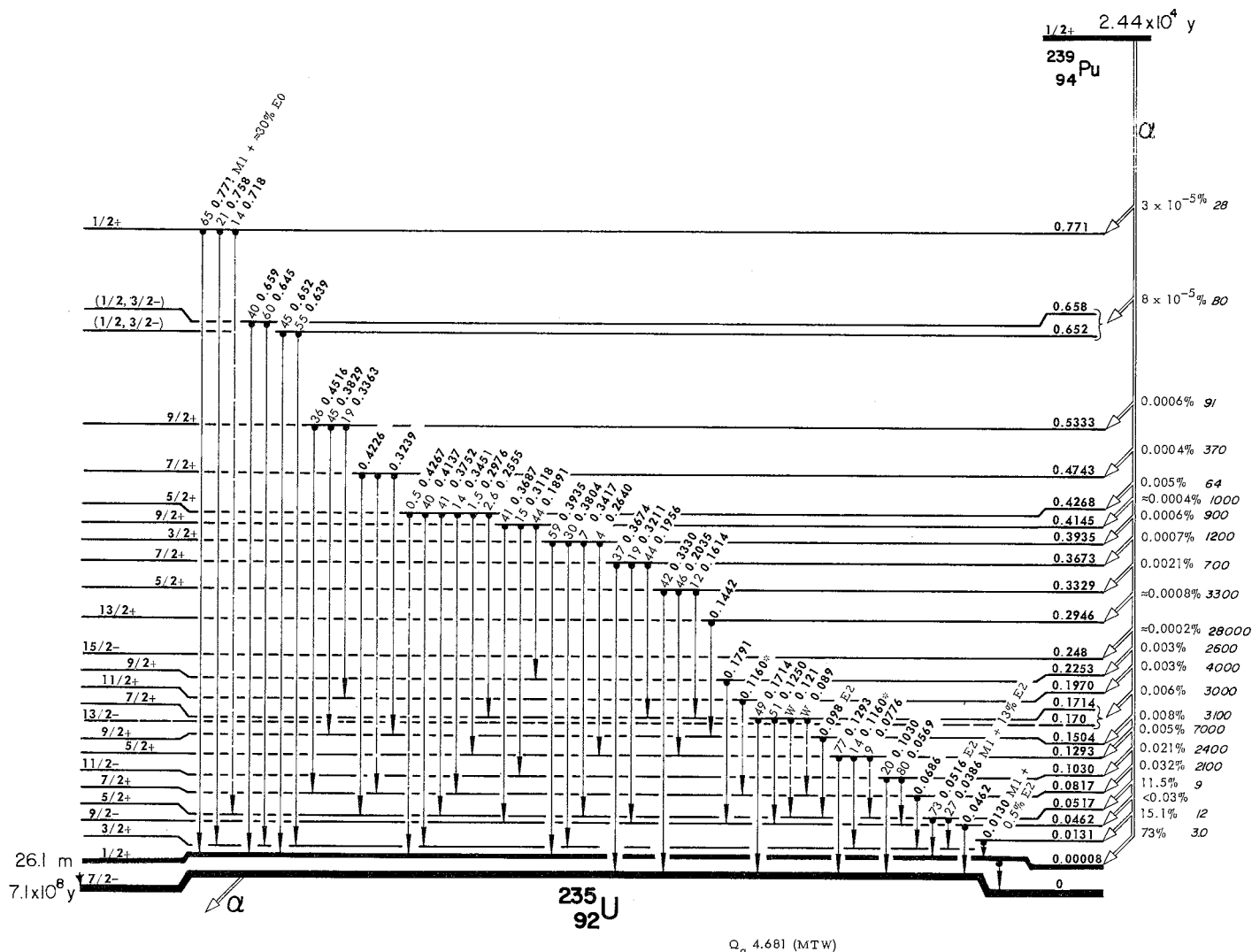
- β^- : 0.191 (65%), 0.100 (35%, coinc $\gamma_5 + \gamma_6$) $\beta\gamma$ coinc, abs, mag spect (DHaaE55)
- others (StokP53a, BradH46c, HeeM50, JnaS46, DHaaE55)
- γ : γ_1 0.0299 ($e/\gamma > 130$, M_{II}/M_{III} 1), γ_2 0.0632 ($L_{II}/L_{III}/L_{III}$ 2.5/1/1), γ_3 0.0636 ($L_{II}/L_{III}/L_{III}$ 1/0.8/1, $\dagger\gamma_2 + \gamma_3$ 85, e/γ 0.32), γ_4 0.0698 (with ^{234m}Pa), γ_5 0.0931 ($L_{II}/L_{III}/L_{III}$ 150/15/1), γ_6 0.0935 ($\dagger\gamma_5 + \gamma_6$) 100, e/γ 2.0) mag spect conv, scint spect (FouR62a)
- others (OngP56a, JohaS54, AdaA62, BjoS63a, Four59, Four59a, Four62, BriqJ62, HeeM50, BradH46c, FouR65)
- 0.048 level of ^{234}Th : $t_{1/2}$ 3.7×10^{-10} s delay coinc (BellRE60)

^{234}Pa (6.75 h):

- β^- : 1.35 ($\approx 2\%$), 1.02 (7%), 0.73 (11%), 0.51 (66%), 0.23 (14%) mag spect (BjoS62)
- 1.13 (13%), 0.53 (27%), 0.32 (32%), 0.16 (28%) mag spect (OngP56a, OngP53, OngP55b)
- γ : γ_1 0.044 ($L_{II} \approx 34\%$, $L_{II}/L_{III}/M$ 3/3/2), γ_2 0.100 ($L_{II} 31\%$, $L_{II}/L_{III}/M$ 31/19/11), γ_3 0.126 ($\gamma \approx 24\%$, $e_{L_{II}}/\gamma \approx 0.06$), γ_4 0.153 (γ 9%, $e_{L_{II}}/\gamma$ 0.7, $L_{II}/L_{III}/M$ 6.5/3.0/3.1), γ_5 0.186 ($\gamma \approx 3\%$, K/L 6), γ_6 0.197 (γ 4%, $e_{L_{II}}/\gamma \approx 0.6$), γ_7 0.208 ($\gamma \leq 16\%$), γ_8 0.224 ($\gamma \approx 2\%$, $e_K/\gamma \approx 4$), γ_9 0.228 (γ 12%, e_K/γ 1.2), γ_{10} 0.287 ($\gamma \approx 10\%$, $e_K/\gamma \approx 0.05$), γ_{11} 0.323 ($\gamma \approx 3\%$), γ_{12} 0.355 ($\gamma \approx 6\%$), γ_{13} 0.369 (γ 5.3%, e_K/γ 0.4, K/L 4), γ_{14} 0.565 (γ 15%, e_K/γ 0.14, $K/L/M$ 4/1/0.3), γ_{15} 0.694 (K 0.4%), γ_{16} 0.727 (K 0.7%), γ_{17} 0.791 ($\gamma \leq 5\%$), γ_{18} 0.804 (K 0.47%, K/L 4), γ_{19} 0.822, γ_{20} 0.873, γ_{21} 0.875, γ_{22} 0.878 ($K(\gamma_{20} + \gamma_{21} + \gamma_{22})$ 0.29%, K/L 5), γ_{23} 0.920, γ_{24} 0.922 ($K(\gamma_{23} + \gamma_{24})$ 0.26%), γ_{25} 0.941 (K 0.12%, K/L 4), γ_{26} 0.976 (K 0.03%, $\gamma(\gamma_{19} - \gamma_{26})$ 70%), γ_{27} 1.020 ($\gamma \approx 8\%$), 1.13 (γ 3%), 1.34 (γ 2%), 1.41 (γ 6%), 1.62 (γ 3%), 1.85 (γ 1%) mag spect conv, scint spect, $\gamma\gamma$, $e^- \gamma$, $\beta\gamma$ coinc (BjoS62)
- γ_1 0.0433 (L_{II}/L_{III} 1.1), γ_2 0.0998 (L_{II}/L_{III} 1.4), γ_3 0.1263, γ_4 0.1530 (L_{II}/L_{III} 1.9), γ_5 0.1860, γ_6 0.1967 (?), γ_8 0.2239, 0.2267 (?), γ_9 0.2273, 0.2943 (?), γ_{13} 0.3701 (?) mag spect conv (BriaC64)
- γ_1 (L_{II}/L_{III} 1.0), γ_2 (L_{II}/L_{III} 1.3), γ_4 (L_{II}/L_{III} 2.1), $\gamma_8 + \gamma_9$ (e_K/γ 0.6, K/L 6), γ_{13} (e_K/γ 0.24, K/L 3.5), γ_{14} (e_K/γ 0.1, K/L 3.5), γ_{16} (e_K/γ 0.012), γ_{18} (K/L 2.4), $\gamma_{20} + \gamma_{21} + \gamma_{22}$ (e_K/γ 0.01), $\gamma_{23} + \gamma_{24}$ (e_K/γ 0.005), 1.24, 1.43, 1.68, others, mag spect conv, scint spect (OngP56a, OngP53, OngP55b)
- γ_3 ($\dagger\gamma_{32}$), γ_4 ($\dagger\gamma_7$), 0.23 ($\dagger\gamma_{14}$), γ_{10} ($\dagger\gamma_{12}$), 0.46 ($\dagger\gamma_{18}$), 0.69 ($\dagger\gamma_{18}$), γ_{17} ($\dagger\gamma_4$), $\gamma_{20} + \gamma_{21}$ ($\dagger\gamma_9$), γ_{25} ($\dagger\gamma_{11}$), $\gamma_{26} + \gamma_{27}$ ($\dagger\gamma_8$) (γ_3 coinc γ_2 , γ_4 , 0.23 γ , γ_{10}) other γ rays reported, delay $\gamma\gamma$ coinc (HansP63a)
- others (DLanP59, JohaS54, BouiG53a)
- 0.1633 level of ^{234}Pa : $t_{1/2}$ 6×10^{-10} s delay coinc (AboH64)
- 1.8×10^{-9} s delay coinc (FouR62a)

^{234m}Pa (1.17 m):

- β^- : β_1 2.29 (98%), β_2 1.53 (coinc γ_5), β_3 1.25 (coinc γ_8), mag spect, $\beta\gamma$ coinc (BjoS63a)
- others (StokP53a, HeeM50, DHaaE55, BradH45d)
- γ (with β^-): γ_1 0.0435 (e^- 2%, $L_{II}/L_{III}/M$ 0.9/1/1.3), γ_2 0.236 (K 0.07%, $e_K/\gamma > 8$, K/L 5), γ_3 0.255 (γ 0.05%, $e_K/\gamma < 0.1$), γ_4 0.746 (weak), γ_5 0.765 (γ 0.36%, e_K/γ 0.012), γ_6 0.790 (weak), γ_7 0.811 (K 0.4%, $K/L/M$ 5.1/1/0.35), γ_8 1.001 (γ 0.59%, e_K/γ 0.01) mag spect conv, scint spect, $e^- \gamma$ coinc (BjoS63a)
- γ (with IT): (0.070) (L 0.10%), γ 's of ^{234}Pa mag spect conv, scint spect (BjoS63a)
- others (OngP56a, DHaaE53, JohaS54, CrosW54, BradH43a, BradH45d, SchnH59)
- $\gamma\gamma(0)$: (WoodG60)



²³⁹Pu (2.44 × 10⁴ y):

I: 1/2 atomic beam, atomic spect (Lindgl64); μ: +0.200 atomic beam (FauJ65)

α: α₀ 5.156, α₁ 5.143, α₅₂ 5.105 mag spect (LeanC62)

α₀ 5.157 (73.3%), α₁ 5.145 (15.1%), α₄₆ (? <0.03%), α₅₂ 5.107 (11.5%), α₈₂ 5.078 (0.032%), α₉₃ 5.066 (0.0009%), α₁₀₃ 5.056 (0.021%), α₁₂₉ 5.031 (0.005%), α₁₅₀ 5.010 (0.008%), α₁₆₀ 5.001 (0.0006%), α₁₇₀ + α₁₇₁ 4.988 (0.005%), α₁₉₇ 4.963 (0.003%), α₂₀₄ 4.957 (0.0005%), α₂₂₅ 4.937 (0.003%), α₂₄₈ 4.914 (0.0008%), α₂₉₀ 4.873 (0.0007%), α₂₉₅ 4.868, α₃₃₃ 4.830 (0.0015%), α₃₆₇ 4.801 (0.0006%), α₄₂₂ 4.743, α₄₂₇ 4.739 (α₄₂₂ + α₄₂₇ 0.0026%), α₄₇₄ 4.695 (0.0004%), α₅₃₃ 4.636 (0.0002%) mag spect (BaranS63)

α₁₂₉ (0.005%), α₁₇₁ (0.006%), α₂₂₅ (0.003%), α₂₄₈ (0.0002%), α₂₉₅ (0.0008%), α₃₃₃ (0.0021%), α₃₆₇ (0.0007%), α₃₉₃ (0.0006%), α₄₁₄ ? (0.0004%), α₄₂₇ (0.005%), α₄₇₄ (0.0005%), α₅₃₃ (0.0006%) αγ coinc (AhmI66)

α₆₅₂ + α₆₅₈ 4.52 (8 × 10⁻⁵%), α₇₇₁ 4.39 (3 × 10⁻⁵%) αγ, αe⁻ coinc (BjoS63b)

others (DzhB61c, GoldiL55, NoviG57, AjzF56, AsaF52b, RosS50, HorsF65)

γ: γ₂ 0.0386 (γ₁150), γ₃ 0.0462 (γ₁16), γ₄ 0.0516 (γ₁410), γ₅ 0.0569 (γ₁16), γ₆ 0.0686 (γ₁14), γ₇ 0.0776 (γ₁11), γ₁₀ 0.1030 (γ₁4), γ₁₁ 0.1160 (γ₁18), γ₁₃ 0.1250 (γ₁19), γ₁₄ 0.1293 (γ₁100), γ₁₅ 0.1417 (γ₁0.6), γ₁₆ 0.1442 (γ₁5), γ₁₇ 0.1460 (γ₁2.1), γ₁₈ 0.1714 (γ₁1.8), γ₁₉ 0.1791 (γ₁1.2), γ₂₀ 0.1891 (γ₁1.5), γ₂₁ 0.1956 (γ₁1.9), γ₂₂ 0.2035 (γ₁9), γ₂₃ 0.2555 (γ₁1.6), γ₂₄ 0.2640 (γ₁0.6), γ₂₅ 0.2976 (γ₁0.9), γ₂₆ 0.3118 (γ₁0.5), γ₂₇ 0.3211 (γ₁0.8), γ₂₈ 0.3239 (γ₁0.9), γ₂₉ 0.3330 (γ₁8), γ₃₀ 0.3363 (γ₁1.8), γ₃₁ 0.3417 (γ₁1.2), γ₃₂ 0.3451 (γ₁8.7), γ₃₃ 0.3674 (γ₁1.6), γ₃₄ 0.3687 (γ₁1.4), γ₃₅ 0.3752 (γ₁25), γ₃₆ 0.3804 (γ₁5), γ₃₇ 0.3829 (γ₁4), γ₃₈ 0.3935 (γ₁10), γ₃₉ 0.4137 (γ₁25), γ₄₀ 0.4226 (γ₁2), γ₄₁ 0.4267 ? (γ₁0.3), γ₄₂ 0.4516 (γ₁3.4) semicond spect (AhmI66)

0.597 ? (γ 4 × 10⁻⁶%), 0.617 ? (γ 6 × 10⁻⁶%), 0.632 ? (γ 5 × 10⁻⁶%), γ₄₃ 0.639 (γ 1.7 × 10⁻⁵%), γ₄₄ 0.645 (γ 2 × 10⁻⁵%), γ₄₅ 0.652 (γ 1.3 × 10⁻⁵%), γ₄₆ 0.659 (γ 1.6 × 10⁻⁵%), e/γ(γ₄₃ + γ₄₄ + γ₄₅ + γ₄₆) <0.01, 0.674 ? (γ 1 × 10⁻⁶%), 0.701 ? (γ 1 × 10⁻⁶%), γ₄₇ 0.705 (γ 6 × 10⁻⁶%), γ₄₈ 0.718 (γ 4 × 10⁻⁶%), γ₄₉ 0.758 (γ 6 × 10⁻⁶%), γ₅₀ 0.771 (γ 1.8 × 10⁻⁵%, e/γ 0.5) semicond spect, γ_a, αe⁻ coinc (LedC64, BjoS63b)

γ₁ 0.0130 (M_{I+II} 10%, M_{I+II}/M_{III} 2.8), γ₂ 0.0387 (L 2.1%, L_I/L_{II}/L_{III} 9/9/10), γ₄ 0.0517 (L 5%, L_{II}/L_{III} 1.1), 0.0659 ? (L_{III} 0.02%), γ₆ 0.071 (L 0.025%, L_{II}/L_{III} 4), 0.085 (L_{I+II} 0.003%), γ₈ 0.089 ? (L_{III} 0.0007%), γ₉ 0.098 (L 0.010%, L_{II}/L_{III} 1.5), γ₁₂ 0.121 ? (L_I 0.001%, mag spect conv (TretE58)


others (ShkS6a, AsaF57a, FreeM52, AlboG56, DunID52, PetiGI57, HorsF65)

0.286 level of ²³⁹Pu: t_{1/2} 1.1 × 10⁻⁹ s delay coinc (GrahR51a)


0.392 level of ²³⁹Pu: t_{1/2} 1.93 × 10⁻⁷ s delay coinc (EngeD55a)

^{235m}U (26.1 m):

γ: 0.000075 (75 eV) electrostatic analyzer (MicM57)
others (FreeM57)



SECTION V
GLOSSARY



GLOSSARY

-A-

Absorbed Fraction: A term used in internal dosimetry. It is that fraction of the photon energy (emitted within a specified volume of material) which is absorbed by the volume. The absorbed fraction depends on the source distribution, the photon energy, and the size, shape, and composition of the volume.

Absorption: The process by which radiation imparts some or all of its energy to any material through which it passes. (*See* Compton Effect, Photoelectric Effect, and Pair Production.)

Self-Absorption: Absorption of radiation (emitted by radioactive atoms) by the material in which the atoms are located; in particular, the absorption of radiation within a sample being assayed.

Absorption Coefficient: Fractional decrease in the intensity of a beam of x or gamma radiation per unit thickness (linear absorption coefficient), per unit mass (mass absorption coefficient), or per atom (atomic absorption coefficient) of absorber, due to deposition of energy in the absorber. The total absorption coefficient is the sum of individual energy absorption processes (Compton effect, photoelectric effect, and pair production).

Atomic Absorption Coefficient: The linear absorption coefficient of a nuclide divided by the number of atoms per unit volume of the nuclide. It is equivalent to the nuclide's total cross section for the given radiation.

Compton Absorption Coefficient: That fractional decrease in the energy of a beam of x or gamma radiation due to the deposition of the energy to electrons produced by Compton effect in an absorber. (*See* Scattering, Compton.)

Linear Absorption Coefficient: A factor expressing the fraction of a beam of x or gamma radiation absorbed in unit thickness of material. In the expression $I = I_0 e^{-\mu x}$, I_0 is the initial intensity, I the intensity of the beam after passage through a thickness of the material x , and μ is the linear absorption coefficient.

Mass Absorption Coefficient: The linear absorption coefficient per cm. divided by the density of the absorber in grams per cu. cm. It is frequently expressed as μ/ρ , where μ is the linear absorption coefficient and ρ the absorber density.

Absorption Ratio, Differential: Ratio of concentration of a nuclide in a given organ or tissue to the concentration that would be obtained if the same administered quantity of this nuclide were uniformly distributed throughout the body.

Accelerator (Particle Accelerator): A device for imparting large kinetic energy to electrically charged particles such as electrons, protons, deuterons, and helium ions. Common types of particle accelerators are direct voltage accelerators (including Van de Graaff, Cockcroft-Walton, Dynamitron, resonant transformer, and insulating core transformer), cyclotrons (including synchrocyclotrons and isochronous cyclotrons), betatrons, and linear accelerators. (Individual accelerators listed alphabetically through glossary.)

Activation: The process of inducing radioactivity by irradiation.

Activity: The number of nuclear transformations occurring in a given quantity of material per unit time. (*See* Curie.)

Adsorption: The adhesion of one substance to the surface of another.

Alpha Particle: A charged particle emitted from the nucleus of an atom having a mass and charge equal in magnitude of a helium nucleus; i.e., two protons and two neutrons.

Alveoli: The terminal air sacs of the lungs.

Aluminum Equivalent: The thickness of aluminum affording the same attenuation, under specified conditions, as the material in question.

Ampere: The unit of current that, when flowing through each of two long parallel wires separated by one meter in free space, results in a force between the two wires (due to their magnetic fields) of 2×10^{-7} newtons for each meter of length.

Amplification: As related to radiation detection instruments, the process (gas, electronic, or both) by which ionization effects are magnified to a degree suitable for their measurement.

Amplifier, Linear: A pulse amplifier in which the output pulse height is proportional to an input pulse height for a given pulse shape up to a point at which the amplifier overloads.

Amplifier, Pulse: An amplifier, designed specifically to amplify the intermittent signals of a nuclear detector, incorporating appropriate pulse-shaping characteristics.

Analysis, Activation: A method of chemical analysis, especially for small traces of material, based on the detection of characteristic radiations following a nuclear bombardment.

Analysis, Feather: A technique for the determination of the range in aluminum of the beta particles of a radionuclide by comparison of the absorption curve with the absorption curve of a reference source, usually ^{210}Bi (range—501 mg/cm²).

Analysis, Isotope Dilution: A method of chemical analysis for a component of a mixture, based on the addition to the mixture of a known amount of labeled component of known specific activity, followed by isolation of a quantity of the component and measurement of the specific activity of that sample.

Analyzer, Pulse Height: An electronic circuit which sorts and records the pulses according to height.

Anemia: Deficiency of blood as a whole, or deficiency in the number of the red corpuscles or of the hemoglobin.

Angstrom Unit: One angstrom unit equals 10^{-8} cm. (Symbol: Å)

Anion: Negatively charged ion.

Annihilation (Electron): An interaction between a positive and a negative electron in which they both disappear; their energy, including rest energy, being converted into electromagnetic radiation (called annihilation radiation).

Anode: Positive electrode; electrode to which negative ions are attracted.

Antimatter (Antiparticles): Matter in which the ordinary nuclear particles (neutrons, protons, electrons, etc.) are conceived of as being replaced by their corresponding antiparticles (antineutrons, antiprotons, positrons, etc.). An antihydrogen atom, for example, would consist of a negatively charged antiproton with an orbital positron. Normal matter and antimatter would mutually annihilate each other upon contact, being converted totally into energy. (See Matter.)

Atom: Smallest particle of an element which is capable of entering into a chemical reaction.

Atomic Mass: The mass of a neutral atom of a nuclide, usually expressed in terms of "atomic mass units." The "atomic mass unit" is one-twelfth the mass of one neutral atom of carbon-12; equivalent to 1.6604×10^{-24} gm. (Symbol: u).

Atomic Number: The number of protons in the nucleus of a neutral atom of a nuclide. The "effective atomic number" is calculated from the composition and atomic numbers of a compound or mixture. An element of this atomic number would interact with photons in the same way as the compound or mixture. (Symbol: Z).

Atomic Weight: The weighted mean of the masses of the neutral atoms of an element expressed in atomic mass units.

Attenuation: The process by which a beam of radiation is reduced in intensity when passing through some material. It is the combination of absorption and scattering processes and leads to a decrease in flux density of the beam when projected through matter.

Attenuation Coefficient, Compton: The fractional number of photons removed from a beam of radiation per unit thickness of a material through which it is passing as a result of Compton effect interactions.

Attenuation Coefficient, Linear: The fractional number of photons removed from a beam of radiation per unit thickness of a material through which it is passing due to all absorption and scattering processes.

Attenuation Coefficient, Pair Production: That fractional decrease in the intensity of a beam of ionizing radiation due to pair production in a medium through which it passes.

Attenuation Coefficient, Photoelectric Effect: That fractional decrease in the intensity of a beam of ionizing radiation due to photoelectric effect in a medium through which it is passing.

Attenuation Factor: A measure of the opacity of a layer of material for radiation traversing it; the ratio of the incident intensity to the transmitted intensity. It is equal to I_0/I , where I_0 and I are the intensities of the incident and emergent radiation, respectively. In the usual sense of exponential absorption ($I = I_0 e^{-\mu x}$), the attenuation factor is $e^{\mu x}$, where x is the thickness of the material and μ is the absorption coefficient.

Auger Effect: The emission of an electron from the extranuclear portion of an excited atom when the atom undergoes a transition to a less excited state.

Autofluoroscope: A device for visualizing the spatial distribution of a radionuclide within an organ or gland in the body. The autofluoroscope uses a multielement stationary detector composed of individual NaI(Tl) crystals. An image of the radionuclide distribution is obtained on a retention oscilloscope, or other readout devices.

Autoradiograph: Record of radiation from radioactive material in an object, made by placing the object in close proximity to a photographic emulsion.

Avalanche: The multiplicative process in which a single charged particle accelerated by a strong electric field produces additional charged particles through collision with neutral gas molecules. This cumulative increase of ions is also known as "Townsend ionization" or "Townsend avalanche."

Average Life (Mean Life): The average of the individual lives of all the atoms of a particular radioactive substance. It is 1.443 times the radioactive half-life.

Avogadro's Number (Avogadro Constant): Number of atoms in a gram atomic weight of any element; also the number of molecules in a gram molecular weight of any substance. It is numerically equal to 6.023×10^{23} on the unified mass scale. (Symbol: N_A).

—B—

Backscattering: The deflection of radiation by scattering processes through angles greater than 90 degrees, with respect to the original direction of motion.

Barn: Unit expressing the probability of a specific nuclear reaction, in terms of cross-sectional area. Numerically, it is 10^{-24} cm².

Barriers, Protective: Barriers of radiation-absorbing material, such as lead, concrete, and plaster, used to reduce radiation exposure.

Barriers, Primary Protective: Barriers sufficient to attenuate the useful beam to the required degree.

Barriers, Secondary Protective: Barriers sufficient to attenuate stray radiation to the required degree.

Baryon: One of a class of heavy elementary particles which includes neutrons, protons, and hyperons. (See Lepton, Meson.)

Beam: A unidirectional or approximately unidirectional flow of electromagnetic radiation or of particles.

Useful Beam (Radiology): Radiation which passes through the aperture, cone, or other collimating device of the source housing. Sometimes called "primary beam."

Beam Hole (Glory Hole): Hole through the shield, and usually through the reflector, of a reactor to permit the escape of a beam of radiation, in particular a beam of fast neutrons, for experimental purposes.

Beta Particle: Charged particle emitted from the nucleus of an atom, with a mass and charge equal in magnitude to that of the electron.

Betatron: A magnetic induction accelerator which makes use of a varying magnetic field to accelerate electrons. Electrons are injected into a toroidal vacuum chamber which is between the poles of an iron-core magnet. The rate of change of the magnet flux and magnetic field at the orbit radius are related to maintain a constant radius for the accelerating electrons.

Biologic Effectiveness of Radiation: (See Relative Biological Effectiveness.)

Blood Dyscrasia: Any persistent change from normal of one or more of the blood components.

Bone Marrow: Soft material which fills the cavity in most bones; it manufactures most of the formed elements of the blood.

Bone Seeker: Any compound or ion which migrates in the body preferentially into bone.

Brachytherapy: Therapy at short distances with beta or gamma radiation. Implantation or placement therapy with needles, inserts, or other such applications containing radioactive materials. Useful in the treatment of various diseases.

Bragg Gray Principle: The relationship between energy absorbed in a small gas-filled cavity in a medium to energy absorbed (in the medium) from ionizing radiation. The relationship is expressed as $E = W \times J \times S$; where E = energy/cc absorbed in the medium; W = average energy needed to produce an ion pair in the gas; J = number of ion pairs/cc formed in the gas; and S = ratio of the stopping power for secondary particles in the medium to that in the gas.

Branching: The occurrence of two or more modes by which a radionuclide can undergo radioactive decay. For example, RaC can undergo α or β^- decay, ^{64}Cu can undergo β^- , β^+ , or electron capture decay. An individual atom of a nuclide exhibiting branching

disintegrates by one mode only. The fraction disintegrating by a particular mode is the "branching fraction" for that mode. The "branching ratio" is the ratio of two specified branching fractions (also called multiple disintegration).

Breeder Reactor: (See Converter Reactor.)

Bremsstrahlung: Secondary photon radiation produced by deceleration of charged particles passing through matter.

British Thermal Unit (BTU): The quantity of heat required to increase the temperature of one pound of water one degree Fahrenheit at atmospheric pressure; approximately 252 gram-calories.

Buildup Factor: The ratio of the intensity of x or gamma radiation (both primary and scattered) at a point in an absorbing medium to the intensity of only the primary radiation. This factor has particular application for "broad beam" attenuation. "Intensity" may refer to energy flux, dose, or energy absorption.

Burial Ground (Graveyard): A place for burying unwanted radioactive objects to prevent escape of their radiations, the earth or water acting as a shield. Such objects must be placed in watertight, noncorrodible containers so the radioactive material cannot leach out and invade underground water supplies.

—C—

Calibration: Determination of variation from standard, or accuracy, of a measuring instrument to ascertain necessary correction factors.

Calorie (Gram-Calorie): Amount of heat necessary to raise the temperature of one gram of water 1°C (from 14.5 to 15.5°C). (Abbreviation: cal.)

Cancer: Any malignant neoplasm. (Popular usage.)

Capillary: A small, thin-walled blood vessel connecting an artery with a vein.

Capture, Electron: A mode of radioactive decay involving the capture of an orbital electron by its nucleus. Capture from a particular electron shell is designated as "K-electron capture," "L-electron capture," etc.

Capture, K-Electron: Electron capture from the K shell by the nucleus of the atom. Also loosely used to designate any orbital electron capture process.

Capture, Radiative: The process by which a nucleus captures an incident particle and loses its excitation energy immediately by the emission of gamma radiation.

Capture, Resonance: An inelastic nuclear collision occurring when the nucleus exhibits a strong tendency to capture incident particles or photons of particular energies.

Carcinogenic: Capable of producing cancer.

Carcinoma: Malignant neoplasm composed of epithelial cells, regardless of their derivation.

Carrier: A quantity of non-radioactive or non-labeled material of the same chemical composition as its corresponding radioactive or labeled counterpart. When mixed with the corresponding radioactive labeled material, so as to form a chemically inseparable mixture, the carrier permits chemical (and some physical) manipulation of the mixture with less label or radioactivity loss than would be true for the undiluted label or radioactivity.

Carrier, Hold-Back: The inactive isotope or isotopes of a radioactive element, or an element of similar properties, or some reagent which may be used to diminish the amount of the radionuclide coprecipitated or absorbed in a chemical reaction.

Carrier-Free: An adjective applied to one or more radioactive isotopes of an element in minute quantity, essentially undiluted with stable isotope carrier.

Catalyst: A substance which alters the velocity of a chemical reaction (positive catalysts increase velocity) yet may be recovered practically unchanged after the reaction has occurred.

Cataract: A clouding of the crystalline lens of the eye which obstructs the passage of light.

Cathode: Negative electrode; electrode to which positive ions are attracted.

Cation: Positively charged ion.

Cell: (Biological) The fundamental unit of structure and function in organisms.

Cells, Somatic: Body cells, usually with two sets of chromosomes, as opposed to germ cells, which have only one set.

Chamber, Cloud: A device for observing the paths of ionizing particles. It is based on the principle that supersaturated vapor condenses more readily on ions than on neutral molecules.

Chamber, Ionization: An instrument designed to measure a quantity of ionizing radiation in terms of the charge of electricity associated with ions produced within a defined volume.

Air-Wall Ionization Chamber: Ionization chamber in which the materials of the wall and electrodes are so selected as to produce ionization essentially equivalent to that in a free-air ionization chamber. This is possible only over limited ranges of photon energies. Such a chamber is more appropriately termed an "air-equivalent ionization chamber."

Extrapolation Ionization Chamber: An ionization chamber with electrodes whose spacing can be adjusted and accurately determined to permit extrapolation of its reading to zero chamber volume.

Free-Air Ionization Chamber: An ionization chamber in which a delimited beam of radiation passes between the electrodes without striking them or other internal parts of the equipment. The electric field is maintained perpendicular to the electrodes in the collecting region. As a result, the ionized volume can be accurately determined from the dimensions of the collecting electrode and the limiting diaphragm. This is the basic standard instrument for x-ray dosimetry within the range of 5 to 1400 kVp.

Thimble Ionization Chamber: A small cylindrical or spherical ionization chamber, usually with walls of organic material.

Tissue-Equivalent Ionization Chamber: An ionization chamber in which the material of the walls, electrodes, and gas are so selected as to produce

ionization essentially equivalent to that characteristic of the tissue under consideration. In some cases it is sufficient to have only tissue equivalent walls, and the gas may be air, provided the air volume is negligible. The essential point in this case is that the contribution to the ionization in the air made by ionizing particles originating in the air is negligible, compared to that produced by ionizing particles characteristic of the wall material.

Chamber, Pocket: A small, pocket-sized ionization chamber used for monitoring radiation exposure of personnel. Before use, it is given a charge and the amount of discharge is a measure of the radiation exposure.

Charge: The fissionable material or fuel placed in a reactor to produce a chain reaction. To assemble the charge in a reactor.

Charge, Space: The electric charge carried by a cloud or stream of electrons or ions in a vacuum or a region of low gas pressure, when the charge is sufficient to produce local changes in the potential distribution. It is of importance in thermionic tubes, photoelectric cells, ion accelerators, etc.

Chemical (Isotopic) Exchange: A process in which atoms (isotopes) of the same element in two different molecules exchange places.

Cherenkov Radiation: Blue light emitted when a charged particle moves in a transparent medium with a speed greater than that of light in the same medium.

Circuit, Anticoincidence: A circuit with two input terminals which delivers an output pulse if one input terminal receives a pulse, but delivers no output pulse if pulses are received by both input terminals simultaneously or within an assignable time interval.

Circuit, Coincidence: An electronic circuit that produces a usable output pulse only when each of two or more input circuits receives pulses simultaneously or within an assignable time interval.

Circuit, Integrating: An electronic circuit which records the total number of ions or events collected for a given time from which an average value for the number of ions or events per unit time can be found.

Circular Mil: An area equal to the area contained in a circle of one mil in diameter or 7.854×10^{-7} square inch.

Cladding (Clad): An external layer of material applied directly to nuclear fuel or other material to provide protection from a chemically reactive environment, to provide containment of radioactive products produced during the irradiation of the composite, or to provide structural support.

Clinical: Pertaining to the observed symptoms and cause of disease.

Cockcroft-Walton Accelerator: A device for accelerating charged particles by application of a very high direct-current voltage to a stream of ions in a straight insulated tube. The high voltage is obtained through a number of rectifiers and capacitors arranged in a series-coupled-voltage multiplier circuit.

Coincidence: The occurrence of counts in two or more detectors simultaneously or within an assignable time interval. A *true coincidence* is one that is due to the incidence of a single particle or of several genetically related particles. An *accidental, chance, or random coincidence* is one that is due to the accidental occurrence of unrelated counts in the separate detectors. An *anticoincidence* is the occurrence of a count in a specified detector unaccompanied simultaneously or within an assignable time interval by a count in other specified detectors. A *delayed coincidence* is the occurrence of a count in one detector at a short, but measurable, time after a count in another detector. The two counts are due to a genetically related occurrence, such as successive events in the same nucleus.

Collimator: A device for confining the elements of a beam within an assigned solid angle.

Collision: Encounter between two subatomic particles (including photons) which changes the existing momentum and energy conditions. The products of the collision need not be the same as the initial systems.

Elastic Collision: A collision in which there is no change either in the internal energy of each participating system or in the sum of their kinetic energies of translation.

Inelastic Collision: A collision in which there are changes both in the internal energy of one or more of the colliding systems and in the sums of the kinetic energies of translation before and after the collision.

Column, Thermal: A column or large body of moderator, such as graphite, extending away from the active section of a nuclear reactor to provide near its other end (for experimental purposes) a flux of thermal neutrons of high cadmium ratio; i.e., containing few virgin and epithermal neutrons.

Compound: A distinct substance formed by a union of two or more ingredients in definite proportions by weight.

Compton Effect: An attenuation process observed for x or gamma radiation in which an incident photon interacts with an orbital electron of an atom to produce a recoil electron and a scattered photon of energy less than the incident photon.

Condenser R-Meter: An instrument consisting of an "air-wall" ionization chamber together with auxiliary equipment for charging and measuring its voltage. It is used as an integrating instrument for measuring the exposure of x or gamma radiation in roentgens, (R). (See Chamber, Ionization.)

Contamination, Radioactive: Deposition of radioactive material in any place where it is not desired, particularly where its presence may be harmful. The harm may be in vitiating an experiment or a procedure, or in actually being a source of danger to personnel.

Control: The purposeful variation of the reactivity of a reactor. "Absorber control" is obtained by varying the amount of neutron absorbers within the reactor. "Configuration control" is obtained by changing the geometry of the reactor.

Control System: A coordinated group of components designed to exert a directing influence on other components. A system of apparatus for controlling the rate of reaction in a nuclear reactor. The term may refer to all apparatus provided for this purpose or to one of several essentially independent arrangements, such as a regulating system and safety system. A reaction may be controlled automatically

by a servo system that adjusts the control elements to maintain the flux level near a desired value. A reactor may have a tendency toward stability because of self-regulation, but this quality of stability ordinarily is not considered part of the control system.

Controlled Area: A defined area in which the occupational exposure of personnel (to radiation) is under the supervision of the Radiation Protection Supervisor.

Conversion (Reactor Technology): Nuclear transformation of a fertile substance into a fissile substance.

Conversion Ratio: The ratio of the number of fissile nuclei produced by conversion to the number of fissile nuclei destroyed. The term can refer to an instant of time or to a period of time.

Converter Reactor: The difference between "converter" and "breeder" reactor is that a converter produces fissile atoms from fertile atoms, but has a conversion ratio less than one. A breeder reactor has a conversion ratio greater than one and therefore produces more fissile atoms than it consumes.

Coolant: A substance, usually liquid or gas, used for cooling any part of a reactor in which heat is generated. Such parts include not only the core but also the reflector, shield, and other elements that may be heated by absorption of radiation.

Core: In a nuclear reactor, the region containing the fissionable material. The body of fuel or moderator and fuel in a nuclear reactor. It does not include the fuel outside the active section in a circulating reactor. Identical with active lattices in a reactor. In a heterogeneous reactor, the region containing fuel-bearing cells.

Corpuscle: A blood cell.

Corpuscular Emission, Associated: The full complement of secondary charged particles (usually limited to electrons) associated with an x-ray or gamma-ray beam in its passage through air. The full complement of electrons is obtained after the radiation has traversed sufficient air to bring about equilibrium between the primary photons and secondary electrons. Electronic equilibrium with the secondary photons is intentionally excluded.

Cosmic Rays: High-energy particulate and electromagnetic radiations which originate outside the earth's atmosphere.

Coulomb: Unit of electrical charge in the MKSA system of units. A quantity of charge equal to one ampere second.

Count (Radiation Measurements): The external indication of a device designed to enumerate ionizing events. It may refer to a single detected event or to the total number registered in a given period of time. The term often is erroneously used to designate a disintegration, ionizing event, or voltage pulse.

Spurious Count: In a radiation counting device, a count caused by any agency other than radiation.

Counter, Gas Flow: A device in which an appropriate atmosphere is maintained in the counter tube by allowing a suitable gas to flow slowly through the sensitive volume.

Counter, Geiger-Mueller: Highly sensitive, gas-filled radiation-measuring device. It operates at voltages sufficiently high to produce avalanche ionization.

Counter, Proportional: Gas-filled radiation detection device; the pulse produced is proportional to the number of ions formed in the gas by the primary ionizing particle.

Counter, Scintillation: The combination of phosphor, photomultiplier tube, and associated circuits for counting light emissions produced in the phosphors.

Counting, Coincidence: A technique in which particular types of events are distinguished from background events by coincidence circuits which register coincidences caused by the type of events under consideration.

Counting Rate Meter: An instrument which gives a continuous indication of the average rate of ionizing events.

Critical: Capable of sustaining (at a constant level) a chain reaction. "Prompt critical" means sustaining a chain reaction without the aid of delayed neutrons.

Critical Size: Any one of a set of physical dimensions of the core and reflector of a nuclear reactor maintaining a critical chain reaction, the material and structure of the core and the reflector having been specified.

Cross Section, Capture: The probability that a nucleus will capture an incident particle. The unit of cross section is commonly the barn (10^{-24} cm²).

Cross Section, Nuclear: The probability that a certain reaction between a nucleus and an incident particle or photon will occur. It is expressed as the effective "area" the nucleus presents for the reaction. "Macroscopic cross section" refers to the cross section per unit volume (preferably) or per unit mass. "Microscopic cross section" is the cross section of one atom or molecule. (See Barn, and Cross Section, Capture.)

Curie: The special unit of activity. One curie equals 3.700×10^{10} nuclear transformations per second. (Abbreviated Ci.) Several fractions of the curie are in common usage.

Microcurie: One-millionth of a curie (3.7×10^4 disintegrations per sec.). Abbreviated μ Ci.

Millicurie: One-thousandth of a curie (3.7×10^7 disintegrations per second). Abbreviated mCi.

Picocurie: One-millionth of a microcurie (3.7×10^{-2} disintegrations per second or 2.22 disintegrations per minute). Abbreviated pCi; replaces the term $\mu\mu$ c.

Cyclotron: A particle accelerator which uses a magnetic field to confine a positive ion beam to a plane while an alternating electric field accelerates the ions in a spiral path. An RF voltage is applied between one or two hollow semicircular electrodes called "dees" at the frequency at which the ions rotate (which is constant in the conventional cyclotron). As the voltage between the dees alternates, particles are accelerated as they enter and leave the dees.

—D—

Daughter: Synonym for decay product.

Decay, Radioactive: Disintegration of the nucleus of an unstable nuclide by spontaneous emission of charged particles and/or photons.

Decay Constant: The fraction of the number of atoms of a radioactive nuclide which decay in unit time. Symbol: λ . (See Disintegration Constant.)

Decay Curve: A curve showing the relative amount of radioactive substance remaining after any time interval. (See Disintegration Constant.)

Decay Product: A nuclide resulting from the radioactive disintegration of a radionuclide, formed either directly or as the result of successive transformations in a radioactive series. A decay product may be either radioactive or stable.

Decontamination Factor: The ratio of the amount of undesired radioactive material initially present to the amount remaining after a suitable processing step has been completed. Decontamination factors may refer to the reduction of some particular type of radiation, or to the gross measurable radioactivity.

Delayed Neutron: Neutrons emitted by excited nuclei formed in a radioactive process; so-called because they are emitted an appreciable time after fission. They are important in the control of nuclear reactors.

Delta Ray: Any secondary ionizing particle ejected by recoil when a primary ionizing particle passes through matter.

Densitometer: Instrument utilizing a photocell to determine the degree of darkening of developed photographic film.

Density (Photographic): Used to denote the degree of darkening of photographic film. Logarithm of opacity of exposed and processed film. Opacity is the reciprocal of transmission; transmission is the ratio of transmitted to incident intensity.

Depletion: Reduction of the concentration of one or more specified isotopes in a material or in one of its constituents.

Depolymerization: The breaking down of an organic compound into two or more molecules of less complex structure.

Detector, Radiation: Any device for converting radiant energy to a form more suitable for observation. An instrument used to determine the presence, and sometimes the amount, of radiation.

Deuterium: A heavy isotope of hydrogen with one proton and one neutron in the nucleus. (Symbol: ${}^2_1\text{H}$ or D).

Deuteron: Nucleus of a deuterium atom.

Direct Voltage Accelerator (Potential Drop Accelerator): An accelerator which uses a constant voltage to accelerate particles and is typically constructed with an ion or electron source inside a "terminal," which operates at a very high voltage with respect to the target area, which is at ground potential. Usually named according to the type of power supply used.

Discriminator, Pulse Height: A circuit designed to select and pass voltage pulses of a certain specified amplitude.

Disintegration Constant: The fraction of the number of atoms of a radioactive nuclide which decay in unit time; λ in the equation $N = N_0 e^{-\lambda t}$, where N_0 is the initial number of atoms present, and N is the number of atoms present after some time, t .

Disintegration, Nuclear: A spontaneous nuclear transformation (radioactivity) characterized by the emission of energy and/or mass from the nucleus. When numbers of nuclei are involved, the process is characterized by a definite half-life.

Dollar (Reactor Technology): A special unit of reactivity; equal to that amount of reactivity required to make a reactor critical on prompt neutrons only, and therefore equal to the effective delayed neutron fraction for that reactor.

Doppler Broadening: In spectroscopy, the observed broadening of a spectral line resulting from the thermal motion of the molecules, atoms, or nuclei. In reactor technology, it is the observed broadening of the energy width of a cross section resonance resulting from the thermal motion of the target particles.

Doppler Effect: The change in the observed wave length of a radiation which results from the motion of its source relative to the observer.

Dose: A general term denoting the quantity of radiation or energy absorbed. For special purposes it must be appropriately qualified. If unqualified, it refers to absorbed dose.

Absorbed Dose: The energy imparted to matter by ionizing radiation per unit mass of irradiated material at the place of interest. The unit of absorbed dose is the rad. One rad equals 100 ergs per gram. (See Rad.)

Cumulative Dose (Radiation): The total dose resulting from repeated exposures to radiation.

Depth Dose: The radiation dose delivered at a particular depth beneath the surface of the body. It is usually expressed as a percentage of surface dose.

Dose Equivalent (DE): A quantity used in radiation protection. It expresses all radiations on a common scale for calculating the effective absorbed dose. It is defined as the product of the absorbed dose in rads and certain modifying factors. (The unit of dose equivalent is the rem.)

Exit Dose: Dose of radiation at surface of body opposite to that on which the beam is incident.

Integral Dose (Volume Dose): A measure of the total energy absorbed by a patient or object during exposure to radiation. (See Gram-Rad.)

Maximum Permissible Dose Equivalent (MPD): The greatest dose equivalent that a person or specified part thereof shall be allowed to receive in a given period of time.

Median Lethal Dose (MLD): Dose of radiation required to kill, within a specified period, 50 percent of the individuals in a large group of animals or organisms. Also called the LD_{50} .

Percentage Depth Dose: Dose of radiation delivered at a specified depth in tissue, expressed as a percentage of the skin dose.

Permissible Dose: The dose of radiation which may be received by an individual within a specified period with expectation of no significantly harmful result.

Skin Dose (Radiology): Absorbed dose at center of irradiation field on skin. It is the sum of the dose in air and scatter from body parts.

Threshold Dose: The minimum absorbed dose that will produce a detectable degree of any given effect.

Tissue Dose: Absorbed dose received by tissue in the region of interest, expressed in rads. (See Dose and Rad.)

Dose, Fractionation: A method of administering radiation, in which relatively small doses are given daily or at longer intervals.

Dose, Protraction: A method of administering radiation by delivering it continuously over a relatively long period at a low dose rate.

Dose Meter, Integrating: Ionization chamber and measuring system designed for determining total radiation administered during an exposure. In medical radiology the chamber is usually designed to be placed on the patient's skin. A device may be included to terminate the exposure when it has reached a desired value.

Dose Rate: Absorbed dose delivered per unit time.

Dose Ratemeter: Any instrument which measures radiation dose rate.

Dosimeter: Instrument to detect and measure accumulated radiation exposure. In common usage, a pencil-size ionization chamber with a self-reading electrometer, used for personnel monitoring.

Dosimetry, Photographic: Determination of cumulative radiation dose with photographic film and density measurement.

Dynamitron: A particle accelerator using a voltage multiplying circuit with the stages driven by high voltage capacitors in parallel. A radiofrequency power source is used to charge the capacitors.

Dyne: The unit of force which, when acting upon a mass of one gram, will produce an acceleration of one centimeter per second per second.

—E—

Efficiency (Counters): A measure of the probability that a count will be recorded when radiation is incident on a detector. Usage varies considerably, so it is well to ascertain which factors (window transmission, sensitive volume, energy dependence, etc.) are included in a given case.

Electrode: A conductor used to establish electrical contact with a nonmetallic part of a circuit.

Electrometer: Electrostatic instrument for measuring the difference in potential between two points. Used to measure change of electric potential of charged electrodes resulting from ionization produced by radiation.

Electromotive Force: Potential difference across electrodes tending to produce an electric current.

Electron: A stable elementary particle having an electric charge equal to $\pm 1.60210 \times 10^{-19}$ C. and a rest mass equal to 9.1091×10^{-31} kg.

Secondary Electron: An electron ejected from an atom, molecule, or surface as a result of an interaction with a charged particle or photon.

Valence Electron: Electron which is gained, lost, or shared in a chemical reaction.

Electron Volt: A unit of energy equivalent to the energy gained by an electron in passing through a potential difference of one volt. Larger multiple units of the electron volt are frequently used: *keV* for thousand or *kilo electron volts*; *MeV* for million or *mega electron volts*. (Abbreviated: eV, $1 \text{ eV} = 1.6 \times 10^{-12}$ erg.)

Electroscope: Instrument for detecting the presence of electric charges by the deflection of charged bodies.

Electrostatic Field: The region surrounding an electric charge in which another electric charge experiences a force.

Electrostatic Unit of Charge: (*See Statcoulomb.*)

Element: A category of atoms all of the same atomic number.

Emulsion, Nuclear: A photographic emulsion specially designed to permit observation of the individual tracks of ionizing particles.

End Product: The stable nuclide that is the final member of a radioactive series.

Energy: Capacity for doing work. "Potential energy" is the energy inherent in a mass because of its

spatial relation to other masses. "Kinetic energy" is the energy possessed by a mass because of its motion; MKSA units: $\text{kg}\cdot\text{m}^2/\text{sec}^2$ or joules.

Binding Energy: The energy represented by the difference in mass between the sum of the component parts and the actual mass of the nucleus.

Excitation Energy: The energy required to change a system from its ground state to an excited state. Each different excited state has a different excitation energy.

Ionizing Energy: The average energy lost by ionizing radiation in producing an ion pair in a gas. For air, it is about 33.73 eV.

Radiant Energy: The energy of electromagnetic radiation, such as radio waves, visible light, x and gamma rays.

Reaction Energy (Nuclear): In the disintegration of a nucleus, it is equal to the sum of the kinetic or radiant energies of the reactants minus the sum of the kinetic or radiant energies of the products. If any product of a specified reaction is in an excited nuclear state, the energy of subsequently emitted gamma radiation is not included in the sum. The "ground-state nuclear reaction energy" is the reaction energy when all reactant and product nuclei are in their ground states. (Symbol: Q_0).

Energy Dependence: The characteristic response of a radiation detector to a given range of radiation energies or wave lengths compared with the response of a standard free-air chamber.

Energy Fluence: The sum of the energies, exclusive of rest energies, of all particles passing through a unit cross-sectional area.

Energy Flux Density (energy fluence rate): The sum of the energies, exclusive of rest energies, of all particles passing through a unit cross-sectional area per unit time. (Energy fluence per unit of time.)

Enriched Material: (1) Material in which the relative amount of one or more isotopes of a constituent has been increased. (2) Uranium in which the abundance of the ^{235}U isotope is increased above normal.

Enzyme: A biological catalyst of great specificity for a particular substance (substrate) or a particular group of closely related substances which generally activates or accelerates a biochemical reaction.

Epidermis: The outermost layer of cells of the skin.

Epilation (Depilation): The temporary or permanent removal or loss of hair.

Epithelium: A term applied to cells that line all canals and surfaces having communication with external air; also, cells specialized for secretion in certain glands as the liver, kidneys, etc.

Equilibrium, Radioactive: In a radioactive series, the state which prevails when the ratios between the amounts of successive members of the series remains constant.

Secular Equilibrium: If a parent element has a very much longer half-life than the daughters (so there is no appreciable change in its amount in the time interval required for later products to attain equilibrium) then, after equilibrium is reached, equal numbers of atoms of all members of the series disintegrate in unit time. This condition is never actually attained, but is essentially established in such a case as radium and its series to Radium D. The half-life of radium is about 1,600 years; of radon, approximately 3.82 days, and of each of the subsequent members, a few minutes. After about a month, essentially the equilibrium amount of radon is present; then (and for a long time) all members of the series disintegrate the same number of atoms per unit time.

Transient Equilibrium: If the half-life of the parent is short enough so the quantity present decreases appreciably during the period under consideration, but is still longer than that of successive members of the series, a stage of equilibrium will be reached after which all members of the series decrease in amount exponentially with the period of the parent. An example of this is radon (half-life of approximately 3.82 days) and successive members of the series to Radium D.

Erg: Unit of work done by a force of one dyne acting through a distance of one cm. Unit of energy which can exert a force of one dyne through a distance of one cm; cgs units: dyne-cm or gm-cm²/sec².

Error, Statistical: Errors in counting due to the random time-distributions of disintegrations.

Erythema: An abnormal redness of the skin due to distension of the capillaries with blood. It can be caused by many different agents—heat, drugs, ultraviolet rays, ionizing radiation.

Erythrocyte: A red blood corpuscle.

Eugenics: The science which deals with the influences that improve the hereditary qualities of a race or breed.

Excitation: The addition of energy to a system, thereby transferring it from its ground state to an excited state. Excitation of a nucleus, an atom, or a molecule can result from absorption of photons or from inelastic collisions with other particles.

Exoergic: That which liberates energy.

Exposure: A measure of the ionization produced in air by x or gamma radiation. It is the sum of the electrical charges on all ions of one sign produced in air when all electrons liberated by photons in a volume element of air are completely stopped in air, divided by the mass of the air in the volume element. The special unit of exposure is the roentgen.

Acute Exposure: Radiation exposure of short duration.

Chronic Exposure: Radiation exposure of long duration by fractionation or protraction. (*See* Dose, Fractionation and Dose, Protraction.)

—F—

Fallout: Radioactive debris from a nuclear detonation, which is airborne or has been deposited on the earth. Special forms of fallout are "Dry Fallout," "Rainout," and "Snowout."

Fertile: Of a nuclide, capable of being transformed, directly or indirectly, into a fissile nuclide by neutron capture. Of a material, containing one or more fertile nuclides.

Film Badge: A pack of photographic film which measures radiation exposure for personnel monitoring. The badge may contain two or three films of differing sensitivity and filters to shield parts of the film from certain types of radiation.

Film Ring: A film badge in the form of a finger ring.

Filter (Radiology): Primary—A sheet of material, usually metal, placed in a beam of radiation to absorb preferentially the less penetrating components. Secondary—A sheet of material of low atomic number (relative to the primary filter) placed in the filtered beam of radiation to remove characteristic radiation produced by the primary filter.

Filtration, Inherent (x rays): The filter permanently in the useful beam; it includes the window of the x-ray tube and any permanent tube or source enclosure.

Fissile: Of a nuclide, capable of undergoing fission by interaction with slow neutrons.

Fission, Nuclear: A nuclear transformation characterized by the splitting of a nucleus into at least two other nuclei and the release of a relatively large amount of energy.

Fission Products: Elements or compounds resulting from fission.

Fission Yield: The percentage of fissions leading to a particular nuclide.

Fissionable: Of a nuclide, capable of undergoing fission by any process.

Fluence: The number of particles passing through a unit cross-sectional area.

Fluorescence: The emission of radiation of particular wavelengths by a substance as a result of absorption of radiation of shorter wavelength. This emission occurs essentially only during the irradiation.

Fluorescent Screen: A sheet of material coated with a substance (such as calcium tungstate or zinc sulfide) which will emit visible light when irradiated with ionizing radiation.

Fluorography (Photofluorography): Photography of image produced on fluorescent screen by x or gamma radiation.

Fluoroscope: A fluorescent screen, suitably mounted with respect to an x-ray tube for ease of observation and protection, used for indirect visualization (by x rays) of internal organs in the body or internal structures in apparatus or in masses of material.

Flux Density (fluence rate): The number of particles passing through a unit cross-sectional area per unit of time. (Fluence per unit of time.)

Flux, Neutron: A term used to express the intensity of neutron radiation. The number of neutrons passing through a unit area in unit time. For neutrons of a given energy, the product of neutron density with speed.

Focal Spot (x rays): The part of the target of the x-ray tube struck by the main electron stream.

Frequency: Number of cycles, revolutions, or vibrations completed in a unit of time. (*See Hertz.*)

Fuel: Fissionable material of reasonably long life, used or usable in producing energy in a nuclear reactor. The term frequently is applied to a mixture, such as natural uranium, in which only part of the atoms are fissionable, if it can maintain a self-sustaining chain reaction under the proper conditions.

Fuel Cycle: The sequence of steps, such as utilization, reprocessing, and refabrication, through which nuclear fuel passes.

Fusion, Nuclear: Act of coalescing two or more atomic nuclei. (*See Reaction, Thermonuclear.*)

—G—

Gamete: Either of the two germ cells (sperm or ovum).

Gamma, Prompt: Gamma radiation emitted at the time of fission of a nucleus.

Gamma Ray: Short wavelength electromagnetic radiation of nuclear origin (range of energy from 10 keV to 9 MeV) emitted from the nucleus.

Gas Amplification: As applied to gas ionization radiation detecting instruments, the ratio of the charge collected to the charge produced by the initial ionizing event.

Geiger Region: In an ionization radiation detector, the operating voltage interval in which the charge collected per ionizing event is essentially independent of the number of primary ions produced in the initial ionizing event.

Geiger Threshold: The lowest voltage applied to a counter tube for which the number of pulses produced in the counter tube is essentially the same, regardless of a limited voltage increase.

Gene: Fundamental unit of inheritance which determines and controls hereditarily transmissible characteristics. Genes are arranged linearly at definite loci on chromosomes.

Generator ("Cow"): A device in which a daughter radionuclide is eluted from an ion exchange column containing a parent radionuclide long-lived compared to the daughter.

Genetic Effect of Radiation: Inheritable change, chiefly mutations, produced by the absorption of ionizing radiations. On the basis of present knowledge these effects are purely additive; there is no recovery.

Genetics: The branch of biology dealing with the phenomena of heredity and variation.

Genotype: The fundamental hereditary (genetic) constitution of an organism.

Geometry Factor: The fraction of the total solid angle about the source of radiation that is subtended by the face of the sensitive volume of a detector.

Geometry, Good: In nuclear physics measurements, an arrangement of source and detecting equipment such that the use of finite source size and finite detector aperture introduces little error.

Geometry, Poor: In a nuclear experiment, an arrangement in which the angular aperture between the source and detector is large, introducing into the measurement a comparative large uncertainty for which a correction may be necessary.

Germ Cells: The cells of an organism whose function is reproduction.

Gonad: A gamete-producing organ in animals; testis or ovary.

Gram Atomic Weight: A mass in grams numerically equal to the atomic weight of an element.

Gram Molecular Weight (Gram-Mole): Mass in grams numerically equal to the molecular weight of a substance.

Gram-Rad: Unit of integral dose equal to 100 ergs.

Graphite: A form of carbon in which the atoms are hexagonally arranged in planes. Commonly used for moderators because it can be made in compact, fairly strong blocks, easily machined to close tolerances, and because the prolonged baking at high temperature used in its manufacture helps eliminate impurities that might absorb neutrons.

Gravitation: Force of attraction existing between all material bodies in the universe. The magnitude of the force between any two bodies is proportional to the product of the masses of the two bodies and inversely proportional to the square of the distance between them.

Grenz Rays: X rays produced at voltages of 5 to 20 kVp, intended primarily for surface therapy.

Ground State: The state of a nucleus, atom, or molecule at its lowest energy. All other states are "excited."

—H—

Half-Life, Biological: The time required for the body to eliminate one-half of an administered dosage of any substance by regular processes of elimination. Approximately the same for both stable and radioactive isotopes of a particular element.

Half-Life, Effective: Time required for a radioactive element in an animal body to be diminished 50 percent as a result of the combined action of radioactive decay and biological elimination.

Effective half-life

$$= \frac{\text{Biological half-life} \times \text{Radioactive half-life}}{\text{Biological half-life} + \text{Radioactive half-life}}$$

Half-life, Radioactive: Time required for a radioactive substance to lose 50 percent of its activity by decay. Each radionuclide has a unique half-life.

Half Value Layer (Half Thickness) (HVL): The thickness of a specified substance which, when introduced into the path of a given beam of radiation, reduces the exposure rate by one-half.

Hardness (x rays): A relative specification of the quality or penetrating power of x rays. In general, the shorter the wavelength the harder the radiation.

Health, Radiological: The art and science of protecting human beings from injury by radiation, and promoting better health through beneficial applications of radiation.

Heredity: Transmission of characters and traits from parent to offspring.

Hertz: Unit of frequency equal to one cycle per second.

Hot Cell: A heavily shielded enclosure for handling and processing (by remote means or automatically) or storing highly radioactive materials.

Hygiene, Radiation: Radiological health.

—I—

Immunity: The power which a living organism possesses to resist and overcome infection.

Implant (Radiology): Encapsulated radioactive material embedded in a tissue for therapy. It may be permanent (seed) or temporary (needle).

Insulating Core Transformer (ICT): A high voltage power supply consisting of a transformer, the core of which is separated into insulated segments, each having a secondary winding which drives its own rectifier. The rectifier outputs are connected in series to produce the high voltage. An accelerating column may be directly attached to the high voltage terminal, or it may be physically separated from the unit and connected to it by a high-voltage shielded cable.

Intensifying Screen: Sheet of cardboard or other substance coated with fluorescent material, placed in contact with the film in radiography. The x or gamma rays excite the fluorescent substance. The light thus emitted adds to the radiation effect on the film and produces an image of greater density for a given exposure. Sheets of thin lead may be used in industrial radiography with very high energy radiation. In this case, the increased effect is due largely to secondary electrons and x rays emitted by the lead.

Intensity: Amount of energy per unit time passing through a unit area perpendicular to the line of propagation at the point in question.

Interlock: A device, usually electrical and (or) mechanical, to prevent activation of a control until a

preliminary condition has been met, or prevent hazardous operations. Its purpose usually is safety.

Internal Conversion: One of the possible mechanisms of decay from the metastable state (isomeric transition) in which the transition energy is transferred to an orbital electron, causing its ejection from the atom. The ratio of the number of internal conversion electrons to the number of gamma quanta emitted in the de-excitation of the nucleus is called the "conversion ratio."

Ion: Atomic particle, atom, or chemical radical bearing an electrical charge, either negative or positive.

Ion Exchange: A chemical process involving the reversible interchange of ions between a solution and a particular solid material such as an ion exchange resin consisting of a matrix of insoluble material interspersed with fixed ions of opposite charge.

Ionization: The process by which a neutral atom or molecule acquires a positive or negative charge.

Primary Ionization: (1) In collision theory: the ionization produced by the primary particles as contrasted to the "total ionization" which includes the "secondary ionization" produced by delta rays. (2) In counter tubes: The total ionization produced by incident radiation without gas amplification.

Secondary Ionization: Ionization produced by delta rays.

Specific Ionization: Number of ion pairs per unit length of path of ionizing radiation in a medium; e.g., per cm. of air or per micron of tissue.

Total Ionization: The total electric charge of one sign on the ions produced by radiation in the process of losing its kinetic energy. For a given gas, the total ionization is closely proportional to the initial ionization and is nearly independent of the nature of the ionizing radiation. It is frequently used as a measure of radiation energy.

Ionization Density: Number of ion pairs per unit volume.

Ionization Path (Track): The trail of ion pairs produced by an ionizing radiation in its passage through matter.

Ionizing Event: Any occurrence of a process in which an ion or group of ions is produced.

Ion Pair: Two particles of opposite charge, usually referring to the electron and positive atomic or molecular residue resulting after the interaction of ionizing radiation with the orbital electrons of atoms.

Irradiation: Exposure to radiation.

Isobars: Nuclides having the same mass number but different atomic numbers.

Isochronous Cyclotron (Azimuthally Varying Field [AVF] or Sector Focused Cyclotron): A cyclotron which uses a constant accelerating frequency and focuses the particles by means of wedge-shaped sectors on the magnet poles.

Isodose Chart: Chart showing the distribution of radiation in a medium by means of lines or surfaces drawn through points receiving equal doses. Isodose charts have been determined for beams of x rays traversing the body, for radium applicators used for intracavitary or interstitial therapy, and for working areas where x rays or radioactive nuclides are employed.

Isodose Curve: A curve depicting loci of identical radiation doses in a structure.

Isomers: Nuclides having the same number of neutrons and protons but capable of existing, for a measurable time, in different quantum states with different energies and radioactive properties. Commonly, the isomer of higher energy decays to one with lower energy by the process of isomeric transition.

Isotones: Nuclides having the same number of neutrons in their nuclei.

Isotopes: Nuclides having the same number of protons in their nuclei, and hence the same atomic number, but differing in the number of neutrons, and therefore in the mass number. Almost identical chemical properties exist between isotopes of a particular element. The term should not be used as a synonym for nuclide.

Stable Isotope: A non-radioactive isotope of an element.

Isotope Effect (Chemistry): The effect of the difference in the mass between isotopes of an element on the rate and/or equilibria of chemical transformations.

Isotope Separation: Process in which a mixture of isotopes of an element is separated into its component isotopes, or in which the abundance of isotopes in such a mixture is changed.

—J—

Joule: The unit for work and energy, equal to one newton expended along a distance of one meter ($1\text{J} = 1\text{N} \times 1\text{m}$).

—K—

Kerma: The sum of the initial kinetic energies of all charged particles liberated by indirectly ionizing particles in a volume, divided by the mass of matter in that volume.

Kilo Electron Volt (keV): One thousand electron volts, 10^3 eV.

Kilovolt (kV): A unit of electrical potential difference, equal to 1,000 volts.

Kilovolt Peak (kVp): The crest value in kilovolts of the potential difference of a pulsating potential generator. When only half the wave is used, the value refers to the useful half of the cycle.

Klein-Nishina Formula: A formula that expresses the cross section of an unbound electron for scattering of a photon in the Compton effect, as a function of the energy of the photon. The term usually refers to the integral Klein-Nishina formula, which gives the total cross section for the process. The differential Klein-Nishina formula gives the differential cross section for scattering at a given angle. Because of the confidence with which photon-electron interactions can be interpreted (by using the Klein-Nishina formula), the Compton effect is important in the analysis of energy and polarization of gamma rays from many sources.

—L—

Labeled Compound: A compound consisting, in part, of labeled molecules. By observations of radioactivity or isotopic composition, this compound or its fragments may be followed through physical, chemical, or biological processes.

-M-

Labeled Molecule: A molecule containing one or more atoms distinguished by non-natural isotopic composition (with radioactive or stable isotopes).

Lag Time: The time between the occurrence of the primary ionizing event and the occurrence of the count.

Laser: Light amplification by stimulated emission of radiation. The laser region is that portion of the spectrum which includes ultra-violet, visible light, and infrared. (See Laser Definitions and Abbreviations, page 442.)

Latent Period: The period or state of seeming inactivity between the time of exposure of tissue to an injurious agent and response.

LD₅₀ (Radiation Dose): (See Dose, Median Lethal.)

Lead Equivalent: The thickness of lead affording the same attenuation, under specified conditions, as the material in question.

Lepton: One of a class of light elementary particles (having small mass). Specifically, an electron, a positron, a neutrino, an antineutrino, a muon, or an antimuon. (See Baryon, Meson.)

Lesion: A hurt, wound, or local degeneration.

Leukemia: A disease in which there is great overproduction of white blood cells, or a relative overproduction of immature white cells, and great enlargement of the spleen. The disease is variable, at times running a more chronic course in adults than in children. It is almost always fatal. It can be produced in some animals by long-continued exposure to low doses of ionizing radiation.

Linear Accelerator: A device for accelerating charged particles. It employs alternate electrodes and gaps arranged in a straight line, so proportioned that when potentials are varied in the proper amplitude and frequency, particles passing through the waveguide receive successive increments of energy.

Localization, Selective (Biology): Accumulation of a particular nuclide to a significantly greater degree in certain cells or tissues. (See Absorption Ratio, Differential.)

Mass: The material equivalent of energy—different from weight in that it neither increases nor decreases with gravitational force.

Critical Mass: The minimum mass of fissile material which can be made critical with a specified geometrical arrangement and material composition.

Relativistic Mass: The increased mass associated with a particle when its velocity is increased. The increase in mass becomes appreciable only at velocities approaching the velocity of light, 3×10^{10} cm/sec.

Mass Defect: Difference between the mass of the nucleus as a whole and the sum of the component nucleon masses.

Mass-Energy Relation: The name sometimes given to the equation $E = mc^2$.

Mass Numbers: The number of nucleons (protons and neutrons) in the nucleus of an atom. (Symbol: A)

Maximum Credible Accident: The worst accident in a reactor or nuclear energy installation that, by agreement, need be taken into account in devising protective measures.

Mean Free Path: The average distance that particles of a specified type travel before a specified type (or types) of interaction in a given medium. The mean free path may thus be specified for all interactions (i.e., total mean free path) or for particular types of interaction such as scattering, capture, or ionization.

Mean Life: The average lifetime for an atomic or nuclear system in a specified state. For an exponentially decaying system, the average time for the number of atoms or nuclei in a specified state to decrease by a factor of e (2.718...).

Mega Electron Volt (MeV): One million electron volts, 10^6 eV.

Meson: One of a class of medium-mass, short-lived elementary particles with a mass between that of the electron and that of the proton. Examples: Pi mesons (pions) and K-mesons (kaons). (See Baryon, Lepton.)

Metabolism: The sum of all physical and chemical processes by which living organized substance is produced and maintained and by which energy is made available for the uses of the organism.

Metastable State: An excited nuclear state having a half-life long enough to be observed.

Metastasis: The transfer in the body of malignant neoplastic cells from the original or parent site to one more distant.

Micron: Unit of length equal to 10^{-6} meters. (Symbol: μ).

Microwave: An electromagnetic wave having a wavelength of approximately 1 meter to 1 millimeter corresponding to frequencies of about 300 to 300,000 megacycles per second. (See Glossary of Microwave Terms.)

Mil: Unit of length equal to one-thousandth of an inch.

Milliroentgen (mR): A submultiple of the roentgen, equal to one one-thousandth of a roentgen. (See Roentgen.)

Moderator: Material used to moderate or slow down neutrons from the high energies at which they are released.

Molecular Weight: The sum of the atomic weights of all the atoms in a molecule.

Molecule: Smallest quantity of a compound which can exist by itself and retain all properties of the original substance.

Momentum: The product of the mass of a body and its velocity; MKSA units, kg-m/sec.

Monte Carlo Method: A method permitting the solution by means of a computer of problems of physics, such as those of neutron transport, by determining the history of a large number of elementary events by the application of the mathematical theory of random variables.

Monitoring: Periodic or continuous determination of the amount of ionizing radiation or radioactive contamination present in an occupied region.

Area Monitoring: Routine monitoring of the radiation level or contamination of a particular area, building, room, or equipment. Some laboratories or operations distinguish between routine monitoring and survey activities.

Personnel Monitoring: Monitoring any part of an individual, his breath, or excretions, or any part of his clothing.

Mutation: Alteration of the usual hereditary pattern, usually sudden.

—N—

N-Unit: That quantity of neutron radiation measured in a condenser R-meter that will produce the same amount of ionization as one roentgen of x radiation.

Neoplasm: A new growth of cells which is more or less unrestrained and not governed by the usual limitations of normal reproduction. *Benign:* some degree of growth restraint and no spread to distant parts. *Malignant:* growth invades tissues or spreads to distant parts, or both.

Neutrino: A neutral particle of very small rest mass originally postulated to account for the continuous distribution of energy among particles in the beta-decay process.

Neutron Cycle: The average energy, interaction and migration history of neutrons in a reactor, beginning with fission and continuing until they have leaked out or have been absorbed.

Neutrons, Prompt: Neutrons accompanying the fission process without measurable delay.

Newton: The unit of force, which when applied to a one kilogram mass will give it an acceleration of one meter per second per second. ($1N = 1kg \times 1m/1s^2$)

Nuclear Fusion: (See Reaction, Thermonuclear.)

Nucleon: Common name for a constituent particle of the nucleus. Applied to a proton or neutron.

Nucleus: (Biological) A definitely delineated body within the cell, containing the chromosomes. (Nuclear) That part of an atom in which the total positive electric charge and most of the mass is concentrated.

Nuclide: A species of atom characterized by the constitution of its nucleus. The nuclear constitution is specified by the number of protons (Z), number of neutrons (N), and energy content; or, alternatively, by the atomic number (Z), mass number $A = (N + Z)$, and atomic mass. To be regarded as a distinct nuclide, the atom must be capable of existing for a measurable time. Thus, nuclear isomers are separate nuclides, whereas promptly decaying excited nuclear states and unstable intermediates in nuclear reactions are not so considered.

—O—

Organ: Group of tissues which together perform one or more definite functions in a living body.

Osmosis: The passage of pure solvent from the lesser to the greater concentration when two solutions are separated by a membrane which selectively prevents the passage of solute molecules, but is permeable to the solvent.

Osmotic: Pertaining to osmosis.

—P—

Packing Fraction: The ratio (Δ/A) of the mass defect (Δ), and mass number (A), of a nuclide.

Pair Production: An absorption process for x and gamma radiation in which the incident photon is annihilated in the vicinity of the nucleus of the absorbing atom, with subsequent production of an electron and positron pair. This reaction only occurs for incident photon energies exceeding 1.02 MeV.

Parent: A radionuclide which, upon disintegration, yields a specified nuclide—either directly or as a later member of a radioactive series.

Path, Mean Free: Average distance a particle travels between collisions.

Periodic Table: An arrangement of chemical elements in order of increasing atomic number. Elements of similar properties are placed one under the other, yielding groups and families of elements. Within each group there is a gradation of chemical and physical properties but, in general, a similarity of chemical behavior. From group to group, however, there is a progressive shift of chemical behavior from one end of the table to the other.

Permeable: Affording passage or penetration.

Phantom: A volume of material approximating as closely as possible the density and effective atomic number of tissue. Ideally a phantom should behave in respect to absorption of radiation in the same manner as tissue. Radiation dose measurements made within or on a phantom provide a means of determining the radiation dose within or on a body under similar exposure conditions. Some materials commonly used in phantoms are water, Masonite, pressed wood, and beeswax.

Phosphorescence: Emission of radiation by a substance as a result of previous absorption of radiation of shorter wavelength. In contrast to fluorescence, the emission may continue for a considerable time after cessation of the exciting irradiation.

Photoelectric Effect: Process by which a photon ejects an electron from an atom. All the energy of the photon is absorbed in ejecting the electron and in imparting kinetic energy to it.

Photofluorography: (*See* Fluorography.)

Photon: A quantity of electromagnetic energy (E) whose value in joules is the product of its frequency (ν) in hertz and Planck constant (h). The equation is: $E = h\nu$.

Photosynthesis: The production of carbohydrates by green plants in the presence of sunlight through the agency of chlorophyll.

Physics, Health: A science and profession devoted to the protection of man and his environment from unnecessary radiation exposure.

Pile: (*See* Reactor, Nuclear.)

Planck Constant: A natural constant of proportionality (h) relating the frequency of a quantum of energy to the total energy of the quantum:

$$h = \frac{E}{\nu} = 6.6256 \times 10^{-34} \text{ J sec.}$$

Plateau: As applied to radiation detector chambers, the level portion of the counting rate-voltage curve where changes in operating voltage introduce minimum changes in the counting rate.

Plateau Slope, Relative: The relative increase in the number of counts as function of voltage expressed in percentage per 100 volts increase above the Geiger threshold.

Poison: Material of high absorption cross section which absorbs neutrons unproductively and reduces the reactivity of a reactor.

Polycythemia: A disease characterized by overproduction of red blood cells.

Polymerization: Union of two or more molecules of a compound to form a more complex molecule.

Positron: Particle equal in mass to the electron and having an equal but positive charge.

Potential Ionization: The potential necessary to separate one electron from an atom, resulting in the formation of an ion pair.

Potential Difference: Work required to carry a unit positive charge from one point to another.

Power, Nuclear: Useful power released in exothermic nuclear reactions.

Power, Stopping: A measure of the effect of a substance upon the kinetic energy of a charged particle passing through it.

Pressure Vessel, Reactor: A reactor vessel designed to withstand a substantial operating pressure.

Process, Regenerative: The process by which damaged or destroyed cells are replaced by new ones of the same type.

Prompt Gamma Radiation: Gamma radiation accompanying the fission process without measurable delay.

Proportional Region: Voltage range in which the gas amplification is greater than one, and in which the charge collected is proportional to the charge produced by the initial ionizing event.

Protium: A name sometimes applied to the hydrogen isotope of mass 1 to distinguish it from deuterium and tritium.

Proton: Elementary nuclear particle with a positive electric charge equal numerically to the charge of the electron and a mass of 1.007277 mass units.

Purpura: Large hemorrhagic spots in or under the skin or mucous tissues.

—Q—

Quality (Radiology): The characteristic spectral-energy distribution of x radiation. It is usually expressed in terms of effective wave lengths or half-value layers of a suitable material; e.g., up to 20 kV, cellophane; 20 to 120 kVp, aluminum; 120 to 400 kVp, copper; over 400 kVp, tin.

Quality Factor (QF): The linear-energy-transfer-dependent factor by which absorbed doses are multiplied to obtain (for radiation protection purposes) a quantity that expresses—on a common scale for all ionizing radiations—the effectiveness of the absorbed dose.

Quantum: An observable quantity is said to be “quantized” when its magnitude is, in some or all of its range, restricted to a discrete set of values. If the magnitude of the quantity is always a multiple of a definite unit, then that unit is called the quantum (of the quantity). For example, the quantum or unit of orbital angular momentum is h , and the quantum of energy of electromagnetic radiation of frequency ν is $h\nu$. In field theories, a field (or the field equations) is quantized by application of a proper quantum-mechanical procedure. This results in the existence of a fundamental field particle, which may be called the field quantum. Thus, the photon is a quantum of the electromagnetic field and in nuclear field theories the meson is considered the quantum of the nuclear field.

Quantum Theory: The concept that energy is radiated intermittently in units of definite magnitude called quanta, and absorbed in a like manner.

Quenching: The process of inhibiting continuous or multiple discharge in a counter tube which uses gas amplification.

Quenching Vapor: Polyatomic gas used in Geiger-Mueller counters to quench or extinguish avalanche ionization.

-R-

Rabbit: A small container propelled, usually pneumatically or hydraulically, through a tube in a nuclear reactor to expose substances experimentally to the radiation and neutron flux of the active section. Used for rapid removal of samples with very short half-lives.

Rad: The unit of absorbed dose equal to 0.01 J/kg in any medium. (*See Absorbed Dose.*) (Written: rad.)

Radiation: (1) The emission and propagation of energy through space or through a material medium in the form of waves; for instance, the emission and propagation of electromagnetic waves, or of sound and elastic waves. (2) The energy propagated through space or through a material medium as waves; for example, energy in the form of electromagnetic waves or of elastic waves. The term radiation or radiant energy, when unqualified, usually refers to electromagnetic radiation. Such radiation commonly is classified, according to frequency, as Hertzian, infrared, visible (light), ultra-violet, x ray, and gamma ray. (*See Photon.*) (3) By extension, corpuscular emissions, such as alpha and beta radiation, or rays of mixed or unknown type, as cosmic radiation.

Annihilation Radiation: Photons produced when an electron and a positron unite and cease to exist. The annihilation of a positron-electron pair results in the production of two photons, each of 0.51 MeV energy.

Background Radiation: Radiation arising from radioactive material other than the one directly under consideration. Background radiation due to cosmic rays and natural radioactivity is always present. There may also be background radiation due to the presence of radioactive substances in other parts of the building, in the building material itself, etc.

Characteristic (Discrete) Radiation: Radiation originating from an atom after removal of an electron or excitation of the nucleus. The wavelength of the emitted radiation is specific, depending only on the nuclide and particular energy levels involved.

Direct Radiation: Obsolete term for "leakage radiation."

External Radiation: Radiation from a source outside the body—the radiation must penetrate the skin.

Infrared Radiation: Invisible thermal radiation whose wavelength is longer than the red segment of the visible spectrum.

Internal Radiation: Radiation from a source within the body (as a result of deposition of radionuclides in body tissues.)

Ionizing Radiation: Any electromagnetic or particulate radiation capable of producing ions, directly or indirectly, in its passage through matter.

Leakage (Direct) Radiation: All radiation coming from the source housing except the useful beam.

Monochromatic Radiation: Electromagnetic radiation of a single wavelength, or radiation in which all the photons have the same energy.

Monoenergetic Radiation: Radiation of a given type (alpha, beta, neutron, gamma, etc.) in which all particles or photons originate with and have the same energy.

Primary Radiation: The useful beam of an x-ray tube.

Scattered Radiation: Radiation which during its passage through a substance, has been deviated in direction. It may also have been modified by a decrease in energy.

Secondary Radiation: Radiation resulting from absorption of other radiation in matter. It may be either electromagnetic or particulate.

Stem Radiation: X rays given off from parts of the anode other than the target, particularly from the target support.

Stray Radiation: The sum of leakage and scattered radiation.

4. *Special*

High Flux: Since a high flux results from a high rate of fission per unit volume, a high-flux reactor operates at high power density.

High Temperature: Roughly, the temperature may be considered high in this connection if it is great enough to permit generation of mechanical power at good efficiency.

Recoil, Aggregate: The ejection, from the surface of a sample, of a cluster of atoms attached to one atom that is recoiled as the result of alpha particle emission. Although the phenomenon may be quite common, the amount of matter thus carried away is so small as to be undetectable unless it is strongly radioactive. It is observed with strong preparations of alpha-active materials of high specific activity—such as nearly pure polonium compounds—as a migration of a small fraction of the radioactivity onto clean surfaces in the vicinity.

Recombination: The return of an ionized atom or molecule to the neutral state.

Recovery (Radiobiology): The return toward normal of a particular cell, tissue, or organism after radiation injury.

Reflector: A layer or structure of material between the shield and core of a reactor, designed to reduce the escape of neutrons and return them to the core. Neutrons entering the reflector are scattered randomly, some of them many times. A large fraction may ultimately return to the core. It is possible to design a reflector which will return more than 90% of the neutrons that would otherwise be lost. Requirements for a good reflector are similar to those for a good moderator: Its atoms should have low neutron-absorption cross section and high scattering cross section. Low atomic mass is not important. A reflector's effectiveness increases with its thickness, approaching a limiting factor when the thickness is several times the transport mean free path. Reflector savings is a measure of the decrease in critical core size obtained by the use of the reflector.

Relative Biological Effectiveness (RBE): The RBE is a factor used to compare the biological effectiveness of absorbed radiation doses (i.e., rads) due to different types of ionizing radiation, more specif-

ically, it is the experimentally determined ratio of an absorbed dose of a radiation in question to the absorbed dose of a reference radiation required to produce an identical biological effect in a particular experimental organism or tissue. *NOTE: This term should not be used in radiation protection. (See Quality Factor.)*

Rem: A special unit of dose equivalent. The dose equivalent in rems is numerically equal to the absorbed dose in rads multiplied by the quality factor, the distribution factor, and any other necessary modifying factors.

Rep: An obsolete special unit of absorbed dose.

Resolving Time, Counter: The minimum time interval between two distinct events which will permit both to be counted. It may refer to an electronic circuit, to a mechanical indicating device, or to a counter tube.

Resonance Energy: The kinetic energy of an incident particle (expressed in the laboratory system) that makes the total energy of the system composed of the incident particle and the target nucleus close to the energy of a nuclear level of the compound nucleus.

Resonant Transformer: A transformer so designed that the inductance and distributed capacitance of its windings comprise a circuit which is in resonance at the frequency of the supplied power. As it does not require an iron core, insulation problems and weight are minimized. This principle is the basis of certain 1 and 2 million volt generators used to produce x rays and electron beams.

Respiratory System: The group of organs concerned with the exchange of oxygen and carbon dioxide in organisms. In higher animals this consists successively of the air passages through the mouth, nose, and throat, the trachea, the bronchi, the bronchioles, and the alveoli of the lungs.

R-Meter: (*See* Condenser R-Meter.)

Rod: A relatively long and slender body of material used in or with a nuclear reactor. It may contain fuel, absorber, fertile materials, or other material in which activation or transmutation is desired.

Control Rod: Any rod used to control the reaction rate in a nuclear reactor by changing the effective multiplication constant and hence the reaction rate's time derivative. It may be a fuel rod or a part of the moderator; in thermal reactors it commonly is a neutron absorber. Cadmium and boron (as boron steel) are suitable absorbing materials. Sometimes absorbing control rods are made of fertile material to utilize the neutrons absorbed in control. The term includes power control rod, regulating rod, safety rod, shim rod.

Fuel Rod: A rod-shaped body of nuclear fuel or a long, slender fuel assembly prepared for use in a reactor. A short fuel rod is called a "slug."

Regulating Rod: A control rod intended to accomplish rapid, fine adjustment of the reactivity of a nuclear reactor. It can usually move much more rapidly than a shim rod, but makes a smaller change in the reactor's reactivity. Its rapid and sometimes continuous readjustment may be accomplished by a servo system.

Safety Rod: An emergency control rod capable of shutting down a reactor very quickly, should the ordinary control system (e.g., regulating and shim rods) fail. Since it must be able to reduce the reactor's effective multiplication constant to much less than unity when inserted, it is withdrawn almost completely during normal operation. A safety rod may be suspended above the core by a magnetic coupling and allowed to fall in if power reaches a predetermined level.

Scram Rod: Safety rod.

Shim Rod: A control rod used for making occasional coarse adjustments in the reactivity of a nuclear reactor. It usually moves more slowly than a regulating rod and, singly or as one of a group, can make a greater total change in the reactivity. Its name is derived from analogy to a mechanical shim. A shim rod commonly is positioned so that the reactor will be just critical (reactivity = 0, effective multiplication constant = 1) when the regulating rod is near the middle of its range of travel.

Roentgen (R): The special unit of exposure. One roentgen equals 2.58×10^{-4} coulomb per kilogram of air. (See Exposure.)

Roentgenography: Radiography by means of x rays.

Roentgenology: That part of radiology which pertains to x rays.

Roentgen Rays: X rays.

Rutherford: An obsolete unit of radioactivity equivalent to 10^6 disintegrations per second.

—S—

Sarcoma: Malignant neoplasm composed of cells imitating the appearance of the supportive and lymphatic tissues.

Scaler: An electronic device which registers current pulses received over a given time interval.

Binary Scaler: A scaler whose scaling factor is two per stage.

Decade Scaler: A scaler whose scaling factor is a power of ten.

Scanner, Rectilinear: A device which employs a moving collimated detector and a moving recorder to produce an image of the radionuclide distribution within an organ or gland.

Scanning (Medical): The process by which the spatial distribution of a radionuclide within an organ or gland in the body is visualized.

Scattering: Change of direction of subatomic particles or photons as a result of a collision or interaction.

Coherent Scattering: Scattering of photons or particles in which there are definite phase relationships between the incoming and the scattered waves. Coherence manifests itself in the interference between the waves scattered by two or more scattering centers. An example is the Bragg scattering of x rays and of neutrons by the regularly spaced atoms in a crystal, for which constructive interference occurs only at definite angles, called "Bragg angles."

Compton Scattering: The scattering of a photon by an electron. Part of the energy and momentum of the incident photon is transferred to the electron and the remaining part is carried away by the scattered photon.

Elastic Scattering: Scattering caused by elastic collisions, and therefore conserving kinetic energy of the system. Rayleigh scattering is a form of elastic scattering.

Incoherent Scattering: Scattering of photons or particles in which the scattering elements act independently of one another; there are no definite phase relationships among the different parts of the scattered beam. The intensity of the scattered radiation at any point is obtained by adding the intensities of the scattered radiation reaching this point from the independent scattering elements.

Inelastic Scattering: The type of scattering which results in the nucleus being left in an excited state and the total kinetic energy being decreased.

Multiple Scattering: Scattering of a particle or a photon in which the final displacement is the vector sum of many—usually small—displacements.

Plural Scattering: Scattering of a particle or a photon in which the final deflection is the vector sum of a small number of displacements.

Rayleigh Scattering: The elastic scattering of a photon without loss of photonic energy. Sometimes referred to as coherent scattering.

Single Scattering: The deflection of a particle from its original path owing to one encounter with a single scattering center in the material traversed.

Scattering Coefficient, Compton: That fractional decrease in the energy of a beam of x or gamma radiation in an absorber due to the energy carried off by scattered photons in the Compton effect.

Scintillation Camera: A device for visualizing the spatial distribution of a radionuclide within an organ or gland in the body. The gamma camera uses a stationary NaI(Tl) crystal as the detection element. Positioning signals are generated from a bank of photomultiplier tubes and applied to a cathode ray tube. Counts are integrated on film to obtain an image of the radionuclide distribution.

Scram: Emergency stopping of a nuclear reactor, usually by dropping safety rods. This may be arranged to occur automatically at a predetermined

neutron flux or under other danger conditions, the reaching of which causes the monitors and associated equipment to generate a scram signal. To shut down a reactor by causing a scram.

Sealed Source: A radioactive source sealed in an impervious container which has sufficient mechanical strength to prevent contact with and dispersion of the radioactive material under the conditions of use and wear for which it was designed.

Selector, Pulse Height: A circuit designed to select and pass voltage pulses in a certain range of amplitudes.

Series, Radioactive: A succession of nuclides, each of which transforms by radioactive disintegration into the next until a stable nuclide results. The first member is called the "parent," the intermediate members are called "daughters," and the final stable member is called the "end product."

Shield: A body of material used to prevent or reduce the passage of particles or radiation. A shield may be designated according to what it is intended to absorb (as a gamma-ray shield or neutron shield), or according to the kind of protection it is intended to give (as a background, biological, or thermal shield). The shield of a nuclear reactor is a body of material surrounding the reactor to prevent the escape of neutrons and radiation into a protected area, which frequently is the entire space external to the reactor. It may be required for the safety of personnel or to reduce radiation enough to allow use of counting instruments for research or for locating contamination or airborne radioactivity.

Shutdown: Procedure of stopping a chain reaction by bringing the reactor to a subcritical condition (effective multiplication constant less than 1). State of a reactor after being shut down.

Sickness, Radiation: (Radiation Therapy): A self-limited syndrome characterized by nausea, vomiting, diarrhea, and psychic depression, following exposure to appreciable doses of ionizing radiation, particularly to the abdominal region. Its mechanism is unknown and there is no satisfactory remedy. It usually appears a few hours after irradiation and may subside within a day. It may be sufficiently severe to necessitate interrupting the treatment series or to incapacitate the patient. (General): The syndrome associated with intense acute exposure to ionizing radiations.

Sigmoid Curve: S-shaped curve, often characteristic of a dose-effect curve in radiobiological studies.

Softness: A relative specification of the quality or penetrating power of x rays. In general, the longer the wave length the softer the radiation.

Spallation: A term used to denote a nuclear reaction induced by high-energy bombardment and involving the ejection of more than two or three particles (neutrons, protons, deuterons, alpha particles, etc.).

Specific Activity: Total activity of a given nuclide per gram of a compound, element, or radioactive nuclide.

Specific Gamma-Ray Constant: For a nuclide emitting gamma radiation, the product of exposure rate at a given distance from a point source of that nuclide and the square of that distance divided by the activity of the source, neglecting attenuation.

Spectrograph, Mass: A device for analyzing a substance in terms of the ratios of mass to charge of its components, usually restricted to devices which produce a focused mass spectrum of lines on a photographic plate.

Spectrometer, Mass: A device similar to the mass spectrograph but designed so that the beam constituents of a given mass-to-charge ratio are focused on an electrode and detected or measured electrically.

Spectrum: A visual display, a photographic record, or a plot of the distribution of the intensity of radiation of a given kind as a function of its wavelength, energy, frequency, momentum, mass, or any related quantity.

Standard, Radioactive: A sample of radioactive material, usually with a long half-life, in which the number and type of radioactive atoms at a definite reference time is known. It may be used as a radiation source for calibrating radiation measurement equipment.

Statcoulomb (Electrostatic Unit of Charge): That quantity of electric charge which, when placed in a vacuum one cm distant from an equal and like charge, will repel it with a force of one dyne (abbreviated: esu). Preferred name for this unit is franklin (abbreviated: Fr).

Sterility (Biological): Temporary or permanent incapability to reproduce.

Streaming: The increased transmission of electromagnetic or particulate radiation through a medium resulting from the presence of extended voids or other regions of low attenuation. (Also called channeling effect.)

Stringer: A long structure occupying a hole through the shield, and sometimes into the active section, of a nuclear reactor. Its removal permits access to the core for inserting experimental materials. If it is part of a large graphite reactor, for instance, part of its length may consist of graphite blocks keyed together to permit withdrawal as a unit.

S.U.: Strontium unit. $1 \text{ pCi } ^{90}\text{Sr/gCa}$

Subcritical (Fissile System): Having an effective multiplication constant less than one, so that a self-supporting chain reaction cannot be maintained.

Supercritical (Fissile System): Having an effective multiplication constant greater than one, so that the rate of reaction rises.

Survey, Radiological: Evaluation of the radiation hazards incident to the production, use, or existence of radioactive materials or other sources of radiation under specific conditions. Such evaluation customarily includes a physical survey of the disposition of materials and equipment, measurements or estimates of the levels of radiation that may be involved, and sufficient knowledge of processes using or affecting these materials to predict hazards resulting from expected or possible changes in materials or equipment.

Synchrocyclotron: A cyclotron which compensates for the relativistic mass increase of the particles as they reach high energy by reducing the accelerating frequency so as to match exactly the slower revolutions of the accelerated particles.

Synchrotron: An accelerator in which particles are accelerated around a circular path by radiofrequency electric fields. The magnetic guiding and focusing fields are increased synchronously to match the energy gained by the particles so that the orbit radius remains constant. (See Cyclotron, Synchrocyclotron.)

Syndrome: The complex of symptoms associated with any disease.

-T-

Target Theory (Hit Theory): A theory explaining some biological effects of radiation on the basis that ionization, occurring in a discrete volume (the target) within the cell, directly causes a lesion which subsequently results in a physiological response to the damage at that location. One, two, or more "hits" (ionizing events within the target) may be necessary to elicit the response.

Therapy: Medical treatment of a disease.

Brachytherapy (Therapy at short distances): The treatment of disease with sealed radioactive sources placed near, or inserted directly into, the diseased area.

Contact Radiation Therapy: X ray therapy with specially constructed tubes in which the target-skin distance is very short (less than 2 cm). The voltage is usually 40 to 60 kV.

Radiation Therapy: Treatment of disease with any type of radiation.

Rotation Therapy: Radiation therapy during which either the patient is rotated before the source of radiation or the source is revolved around the patient. In this way, a larger dose is built up at the center of rotation within the patient's body than on any area of the skin.

Teletherapy (Therapy at long distance): The treatment of disease with gamma radiation from a source located at a distance from the patient.

Thermalization: Establishment of thermal equilibrium between neutrons and their surroundings.

Threshold, Photoelectric: The quantum of energy $h\nu_0$ that is just enough to release an electron from a given system in the photoelectric effect. The corresponding frequency, ν_0 , and wavelength, λ_0 , are the threshold frequency and wavelength respectively. For example, in the surface photoelectric effect, the threshold $h\nu_0$ for a particular surface is the energy of a photon which, when incident on the surface, causes the electron to emerge with zero kinetic energy.

Tissue Equivalent Material: Material made up of the same elements in the same proportions as they occur

in a particular biological tissue. In some cases, the equivalence may be approximated with sufficient accuracy on the basis of effective atomic number.

Tracer, Isotopic: The isotope or non-natural mixture of isotopes of an element which may be incorporated into a sample to permit observation of the course of that element, alone or in combination, through a chemical, biological, or physical process. The observations may be made by measurement of radioactivity or of isotopic abundance.

Track: Visual manifestation of the path of an ionizing particle in a chamber or photographic emulsion.

Transition, Isomeric: The process by which a nuclide decays to an isomeric nuclide (i.e., one of the same mass number and atomic number) of lower quantum energy. Isomeric transitions, often abbreviated I.T., proceed by gamma ray and/or internal conversion electron emission.

Transmutation: Any process in which a nuclide is transformed into a different nuclide, or more specifically, when transformed into a different element by a nuclear reaction.

Tritium: The hydrogen isotope with one proton and two neutrons in the nucleus. (Symbol: ${}^3_1\text{H}$ or T)

Triton: The nucleus of tritium, the hydrogen isotope of mass number 3, used as a nuclear projectile or as a product of a nuclear reaction.

Tube, Boron Counter: A counter tube filled with boron trifluoride (BF_3) and/or having electrodes coated with boron or boron compounds used for detecting slow neutrons by the (n,α) reaction of ${}^{10}\text{B}$.

Tube, Electron Multiplier: A tube in which small electron currents are amplified by a cascade process employing secondary emission.

Tube, Photomultiplier: An electron multiplier tube in which the electrons initiating the cascade originate by photoelectric emission.

Tumor: In its general sense, a swelling. The term is often synonymous with neoplasm. A malignant tumor is capable of metastasizing.

-V-

Valence: Number representing the combining or displacing power of an atom; number of electrons lost, gained, or shared by an atom in a compound; number of hydrogen atoms with which an atom will combine, or which it will displace.

Van De Graaff Accelerator: An electrostatic machine in which electrical charge is carried into the high voltage terminal by a belt made of an insulating material moving at a high speed. The particles are then accelerated along a discharge path through a vacuum tube by the potential difference between the insulated terminal and the grounded end of the accelerator.

Volt: The unit of electromotive force ($1V = 1W/1A$).

Voltage, Operating: As applied to radiation detection instruments, the voltage across the electrodes in the detecting chamber required for proper detection of an ionizing event.

Voltage, Starting: For a counter tube, the minimum voltage that must be applied to obtain counts with the particular circuit with which it is associated.

Volume, Sensitive: That portion of a counter tube or ionization chamber which responds to a specific radiation.

-W-

Water, Activated: A transient, chemically reactive state created in water by absorbed ionizing radiation.

Water, Heavy: Popular name for water of which the hydrogen component is deuterium.

Watt: The unit of power equal to one joule per second ($1W = 1J/s$).

Wavelength: Distance between any two similar points of two consecutive waves (λ) for electromagnetic radiation. The wavelength is equal to the velocity of light (c) divided by the frequency of the wave (ν), $\lambda = c/\nu$. The "effective wavelength" is the wavelength of monochromatic x rays which would undergo the same percentage attenuation in a specified filter as the heterogeneous beam under consideration.

Wave Motion: The transmission of a periodic motion or vibration through a medium or empty space. (Transverse): Wave motion in which the vibration is perpendicular to the direction of propagation. (Longitudinal): Wave motion in which the vibration is parallel to the direction of propagation.

-X-

X Rays: Penetrating electromagnetic radiations whose wave lengths are shorter than those of visible light. They are usually produced by bombarding a metallic target with fast electrons in a high vacuum. In nuclear reactions, it is customary to refer to photons originating in the nucleus as gamma rays, and those originating in the extranuclear part of the atom as x rays. These rays are sometimes called roentgen rays after their discoverer, W. C. Roentgen.

Laser Definitions and Abbreviations*

Angstrom (Å): A unit measure of wavelength equal to 10^{-10} meter or 10^{-4} micron.

Beam Divergence: The angle of beam spread measured in milliradians (1 milliradian = 3.4 minutes of arc).

Closed Installation: Any location where lasers are used which will be closed to personnel when a laser is operating. Useful adjuncts are remote-control firing and television monitoring of the target area.

C. W. Laser: A continuous wave laser, as distinguished from pulsed lasers.

Decibel (dB): A unit used to express a beam intensity ratio. The decibel is equal to ten times the logarithm of the beam intensity ratio expressed by the equation, $n(\text{dB}) = 10 \log_{10} (P_1 \div P_2)$, where P_1 and P_2 designate two amounts of power density or energy density and n the number of decibels corresponding to their ratio.

Energy Density: The intensity of electromagnetic radiation energy per unit area per pulse expressed as joules per square centimeter (J/cm^2).

Gas Laser: A type of laser in which the laser action takes place in a gas medium, usually a c.w. laser.

Joule (J): A unit of energy used in describing a single pulsed output of a laser. It is equal to one watt-second or 0.239 calories.

Joule per Square Centimeter (J/cm^2): A unit of energy density of pulsed lasers used in measuring the amount of energy per unit area of absorbing surface, or per unit area of a laser beam.

Laser: Light amplification by stimulated emission of radiation, sometimes referred to as an "optical maser."

Laser Control Area: Any area which contains one or more lasers and in which the activity of employees is subject to control and supervision.

Maser: Microwave amplification by stimulated emission of radiation. When used in the term optical maser, it is often interpreted as molecular amplification by stimulated emission of radiation.

Maximum Permissible Power Density or Energy Density: The intensity (power density or energy density) of laser radiation that, in the light of present medical knowledge, is not expected to cause detectable bodily injury to a person at any time during his lifetime.

Millimeters of Mercury (mm. Hg.): A unit of gas or air pressure (e.g., one atmosphere = 760 mm. Hg., or 29.92 in. Hg.).

Open Installation: Any location where lasers are used which will be open to operating personnel during laser operation and may or may not specifically restrict entry to casuals.

Optical Density (O.D.): A logarithmic expression of the attenuation afforded by a filter.

Optically Pumped Lasers: A type of laser that, as a general rule, derives energy from a noncoherent light source, such as a xenon flash lamp. Coherent light sources have also been used. These lasers are usually pulsed and are commonly called solid-state lasers, since a solid-state crystal such as ruby or glass is used.

*Reprinted by permission of the American Conference of Governmental Industrial Hygienists.

Output Power and Output Energy: The laser output power is used primarily to rate c.w. lasers since the energy delivered per unit time remains relatively constant (output measured in watts). In contrast, pulsed lasers deliver their energy output in pulses and their effects may best be categorized by energy output per pulse. The power output level of c.w. lasers is usually expressed in milliwatts (mW = 1/1000 watt) or watt range, pulsed lasers in the kilowatt range (kW = 1000 watts), and q-switched pulsed lasers in the megawatt (MW = million watts) or gigawatt range (GW = billion watts). Pulsed energy output is usually expressed in joules per pulse.

Partial Pressure of Oxygen: At sea level, oxygen exerts a partial pressure of 159 mm. Hg. This equals 760 (mm. Hg. air pressure) \times 0.2096 (the O₂ content of the air).

Power Density: The intensity of electromagnetic radiation power per unit area expressed as watts/cm².

Pulse Length: The duration of a pulsed laser flash. It may be measured in terms of millisecond (msec. = 10^{-3} sec.), microsecond (μ sec. = 10^{-6} sec.), or nanosecond (nsec. = 10^{-9} sec.).

Pulsed Laser: A laser that delivers its energy in short pulses, as distinguished from a c.w. laser.

Q-Switched Laser (Q-Spoiled): A laser capable of extremely high peak powers for very short durations (pulse length of several nanoseconds).

Repetitive Pulse Laser: A pulsed laser with repeated pulsed output. The frequency of the pulses is termed pulsed recurrence frequency (P.R.F.). Repetitive pulse lasers have properties similar to a c.w. laser if the P.R.F. is very high.

Semi-Conductor or Junction Laser: A class of lasers which, at present, produce relatively low c.w. power outputs. This class of lasers may be "tuned" in wave lengths and are most efficient. (It is anticipated that higher power outputs will be made available through future developments.)

Specular or Regular Reflection: A mirror-like reflection.

Watt (W): A unit of power used in describing a c.w. laser output.

Watts per Square Centimeter (W/cm²): A unit of power density used in measuring the amount of power per area of absorbing surface, or per area of a c.w. laser beam.

Glossary of Microwave Terms*

Absorption Loss: The loss of power in a transmission circuit that results either from coupling to a neighboring circuit or conductor or from dissipation or conversion of electrical energy into other forms.

Amplifier: A device for increasing the power associated with an input signal without appreciably altering its essential features. The output signal is controlled by the signal applied to the amplifier input, while the additional power is supplied by another source.

Amplitude: The amount of variation of an alternating quantity from its zero value. Instantaneous amplitude is the amplitude at any particular time, while peak amplitude is the maximum excursion on one side of zero, and peak-to-peak amplitude is the total excursion between peak values on both sides of zero.

ATR Tube: An antitransmit-receive tube, which is a gas-filled, rf switching tube used to isolate the transmitter while a pulse is being received over a common antenna transmission line. The ATR tube is normally used in conjunction with a TR tube, between the TR tube and the transmitter, to present the proper impedance to the antenna transmission line when the transmitting tube is quiescent, so that all the received power will be coupled through the TR tube to the receiver.

Attenuation: Decrease in magnitude of current, voltage or power of a signal in transmission between points, usually expressed in db.

Attenuator, Flap: A device designed to introduce attenuation into a waveguide circuit by means of a resistive sheet moved into the guide.

Attenuator, Rotary Vane: A device designed to introduce attenuation into a waveguide circuit by means of varying the angular position of a resistive sheet in the guide.

Balanced Line: A line or circuit utilizing two identical conductors, each having the same electromagnetic characteristics with respect to other conductors and ground. A balanced line is preferred in circumstances where minimum noise and cross-talk is desired.

Balun: A device which provides coupling and matching between a balanced line and an unbalanced (i. e. coaxial) line.

Band: The continuous range of frequencies extending between two specified limiting frequencies.

Barretter: A metallic resistor with a positive temperature coefficient of resistivity used for rf detection and level measurements.

Bolometer: A device with a high temperature coefficient of resistivity, such as a barretter (positive), or thermistor (negative), which is used to sense rf power level.

BWO Tube: See Tube, Backward Wave.

Cavity: A metallic enclosure in certain types of tubes or circuits within which resonant fields may be excited at microwave frequencies.

Characteristic Impedance: The characteristic impedance of a uniform transmission line is the ratio of the applied voltage to the resultant current at the point where the voltage is applied, when the line is of infinite length. Characteristic impedance is commonly used to denote that impedance which may be connected to a transmission line or microwave device to provide an impedance-matched termination, i. e. a termination which will not reflect power, thus simulating a line of infinite length.

Choke Joint: A type of joint for connecting two sections of waveguide. It is so arranged that there is efficient energy transfer without the necessity of an electrical contact on the inside surfaces of the guide.

Circulator: A device having three or more ports with the characteristic that energy entering port 1 couples to port 2, entering port 2 couples to port 3, and entering the highest-numbered port couples to port 1. Such a device is, for example, very useful as an isolator if one of the ports is terminated. Thus, if port 3 is terminated and a BWO is connected to port 1, the BWO output appears at port 2, but any signal reflected by the load is absorbed in the termination on port 3 thus eliminating pulling. Circulators commonly use Faraday rotation to accomplish their non-reciprocal characteristics.

Coaxial Line: A TEM transmission line in which one conductor completely surrounds the other, the two being coaxial and separated by a continuous solid dielectric or dielectric spacers. Such a line is characterized by having no external field and no susceptibility to external fields from other sources.

Coupling Coefficient: In directional couplers, the ratio of the power entering the main arm to the power output obtained from the auxiliary arm.

Cutoff Frequency: The frequency at which the output of a device begins to attenuate. Specifically, it can be the band edge of a filter, or the lowest frequency at which lossless waveguide will propagate energy at a particular mode with little attenuation.

Crossed-Field Device: An electron device (such as a magnetron tube having a cylindrical cathode surrounded by an anode structure) in which electron current from the cathode is influenced by a magnetic field acting at right angles to the applied electric field. When electrons move away from the cathode, in a direction perpendicular to the magnetic field, this field imposes a force at right angles to the electron motion. The electrons then spiral into orbit around the cathode rather than moving collinearly with the electric field. Most of the electrons move gradually closer to the anode, losing potential energy which they contribute to the rf field as they interact with the anode slow-wave structure. The tube structure may be cylindrical or linear.

Crystal Detector (Square Law): A device whose output voltage is proportional to the square of its input voltage. Often used to measure relative rf power level or to present the wave envelope on an oscilloscope.

Decay Time: Generally defined as the time required for a voltage to decay to 1/e of its original value.

Decibel: The db is a unit of power ratio measurement. (Voltage can be used if impedance is constant.) The db is a ratio of gain (amplification) or loss (attenuation) in an electronic system. Expressed algebraically, it is:

$$DB = 10 \log_{10} \frac{P_2}{P_1} \quad \text{or} \quad 20 \log_{10} \frac{V_2}{V_1}$$

Decibel below one mw (dbm): The dbm or decibel/milliwatt is a power level with a db ratio referenced to 1 mw. A 0 dbm specification means the level is 1 milliwatt. 0 dbm = 1 mw, 10 dbm = 10 mw, -10 dbm = 0.1 mw, and so on.

Decibel below one watt (dbw): The dbw or decibel/watt is a power level with a db ratio referenced to 1 watt. 0 dbw = 1 watt, -10 dbw = 100 mw, 10 dbw = 10 watts, etc.

Delay Line: See Wave Circuits, Slow.

Diodes:

PIN: This diode is made by diffusing the semiconductor with P dopant from one side and N dopant from the opposite side with the processes so controlled as to leave a thin intrinsic region separating the two. (P dopant enhances the flow of holes and N dopant the flow of electrons.) The PIN diode has long enough storage time that at microwave frequencies, it cannot rectify. It appears, rather, as a variable resistor whose value is controlled by a dc bias current. It is therefore well suited for use as a variable microwave attenuator.

PN: PN diodes have no intrinsic region and have a short storage time. They function as a normal diode rectifier into the high microwave regions. If the diode is dc biased so that the rf signal is small compared to the bias voltage, they cease to be rectifiers. Reverse bias causes the diode to appear as a small capacitor whereas forward bias causes it to appear as a resistor. Thus, it can be used as a reflective microwave switch. It can also be used as a variable reflective attenuator except for the operating region where the bias and rf voltages are comparable and rectification occurs.

Point Contact: These diodes consist of a semiconductor with a very small wire (catwhisker) pressed against it. Such a diode has very low reactance and serves as a detector or mixer over most of the microwave range. At low power levels, it has a square law response.

Directional Coupler: A device consisting of two transmission lines coupled together in such a way that a wave traveling in one line (the main line) in one direction excites a wave in the other line (the auxiliary arm), ideally, in one direction only.

Directivity: Let P_2 be the power out of the auxiliary arm of a directional coupler with power P_1 into the main line input of the directional coupler, while the main line output and auxiliary arm are terminated with matched terminations. Let P_3 be the power out of the auxiliary arm with P_1 into the main line output, while the main line input and auxiliary arm are terminated with matched terminations. The directivity is the difference in db between the ratio of $\frac{P_2}{P_1}$ and $\frac{P_3}{P_1}$.

Duty Cycle: The fraction of time that a pulse signal is on, i. e. pulse duration in seconds times repetition rate in cps.

Faraday Rotation: A linearly polarized wave is equivalent to a combination of two circularly polarized components of equal amplitude and opposite rotational sense. Faraday rotation is the apparent rotation of the plane of polarization of such a linearly polarized wave as it propagates in a medium which exhibits a different propagation constant for the two component waves of opposite rotational sense (such as a ferrite material).

Field Intensity: The electrical force exerted by an electric field on a unit charge present therein. Normally expressed in volts per meter.

Frequency Pulling: A change of the source frequency caused by a change of the load impedance seen by the source.

Frequency Pushing: A change of the source frequency caused by a change in electron current flow within the source oscillator; e. g. the change in BWO beam current due to a change in the grid or anode voltage causes a change in frequency.

Frequency Stabilization: In reference to an oscillator, it means of eliminating or minimizing both long- and short-term instability or other inaccuracy in the output frequency. Normally achieved by sampling the oscillator output signal for comparison with an ultra-stable reference, and using the comparator to develop a frequency- or phase-controlling feedback signal to synchronize the oscillator output with the reference. Such systems are described as employing frequency-lock or phase-lock respectively. Phase-locked systems achieve better short term stability than frequency-locked systems.

Harmonic: A sinusoidal wave having a frequency that is an integral multiple of a fundamental frequency. For example, the second harmonic is a component of a complex signal whose frequency is twice that of the fundamental frequency of that signal.

Hybrid Circuit: A functional combination of integrated circuit and discrete (individual) components.

Hybrid Junction or Hybrid T: A component with four branches, which, when branches are properly terminated, has the property that energy can be transferred from any one branch into only two of the remaining three. In common usage this energy is equally divided between the two branches and the two outputs are in phase quadrature.

Incident Power or Signal: Power flowing to a load or using device from the signal source.

Insertion Loss or Gain: The loss or gain produced by adding (inserting) a device into a signal transmission path. Normally equivalent to the transmission loss or gain of the device measured between its input and output terminals. Insertion loss is commonly used to define the loss of a variable attenuator when set to zero.

Integrated Circuit: An electronic circuit or system fabricated by the vacuum deposition of both active and passive components in a single piece of manufactured crystalline material or ceramic.

Iris: In a waveguide, a conducting plate or plates, of thickness small compared to a wavelength, occupying a part of the cross section of the waveguide. When only a single mode can be supported, an iris acts substantially as a shunt admittance.

Isolator, Ferrite: A microwave device which allows rf energy to pass through in one direction with very little attenuation while rf energy flowing in the opposite direction is absorbed (attenuated).

Limiters: A device which, with input signal drive above a minimum level, limits the output amplitude to a predetermined value.

Maser (Microwave Amplification by Stimulated Emission of Radiation): A low noise, microwave amplifier utilizing controlled energy level changes in a medium to obtain signal amplification. Common media are gases (ammonia) and crystals (ruby).

Matched Termination: A termination producing no reflected wave at any transverse section of the transmission line. It is equal to the characteristic impedance, Z_0 .

Microstrip: A microwave transmission component utilizing a single conductor supported above a ground plane. Also called stripline.

Microwaves: In general usage, microwaves refer to those radio-frequency wavelengths which are sufficiently short to exhibit some of the properties of light. Microwaves are usually used in point-to-point communications because they are easily concentrated into a beam.

Microwave Region: That portion of the electromagnetic spectrum lying between the far infra-red and conventional radio frequency portion. Commonly regarded as extending from 1 GHz (30 cm wavelength) to 300 GHz (1 mm wavelength). The region above 26 GHz is often referred to as the millimeter region.

Mismatch Loss: The loss in transmitted power expressed in db resulting from load mismatch, e.g. a VSWR of 2:1 results in a mismatch loss of 0.51 db. It is defined as $-10 \log_{10} (1 - |\rho|^2)$ where ρ is the reflection coefficient.

Modes: Used to denote field patterns which characterize the way in which electromagnetic waves propagate axially on a transmission line. There are two general types of modes: the TE modes in which the electric fields are everywhere transverse to the axis of the waveguide, and the TM modes in which the magnetic fields are everywhere transverse to the guide axis.

Noise Figure: A figure of merit defined as the ratio of the available signal-to-noise power at the input terminals of a device to the available signal-to-noise power at the output terminals, usually expressed in db.

Noise Power: The random power (noise) contained in a signal which tends to mask the desired intelligence in the signal. Noise power is present due to thermal agitation in resistances within a device, random motion of electric charges within a device, and thermal noise or background pickup at the device input.

Parametric Amplifier (MAVAR - Mixer Amplification by Variable Reactance): A microwave amplifier utilizing the non-linearity of a reactive element to obtain amplification with low noise figure.

Phase Shifter: A device for adjusting the phase of a particular field component at the output of the device relative to the phase of that field component at the input.

PIN Diode Attenuator: A two-port network composed of two or more PIN diodes controlled by a driver circuit. The diodes act as a small capacitance shunted by an electrically variable resistance at microwave frequencies, and can be varied in resistance over a range of about 2 - 10,000 ohms by controlling the bias current by means of the driver circuit. Multiple-diode units can be arranged in a network in which one or more diodes attenuate the microwave signal passing from input to output, and the other diodes maintain the input and output impedance at a near-constant level to match the transmission line. Some ALFRED PIN Diode Attenuators are designed to give substantial control range over many octaves of frequency while maintaining impedance matching at both ports.

PM Focusing: Focusing of the electron beam in a TWT or BWO tube by means of an axial magnetic field established by a single permanent magnet extending the full active length of the tube. The full-length permanent magnet is located outside the evacuated envelope with poles at each end of the tube.

Polarization: In electromagnetic waves, refers to the direction of the electric field vector. When the electric and/or magnetic fields are in a plane perpendicular to the direction of propagation in a transmission line the waves are said to be transverse. If transverse waves do not change in angular direction from instant to instant within this plane of polarization, they are said to be linearly polarized. Circular polarization is the resultant electric field produced by the combination of two equal-amplitude linearly polarized waves at right angles to each other and 90° out of phase. With circular polarization, the electric field vector at any point describes a circle in a plane perpendicular to the direction of propagation.

Power: The time rate of transferring or transforming energy. Electrically, power is expressed in watts, which is the product of applied voltage and resulting in-phase current. The difference between level and power is that power always designates a definite quantity while level expresses relative power and is normally measured in db.

Power, absolute: The power level expressed in watts or dbm, i.e. in absolute units.

Power, average: In the case of a sinusoid, this is the RMS value. In the case of pulses or square waves, it is the peak power multiplied by the duty cycle, i.e. the duty cycle of a square wave is 0.5, therefore, the average power is 0.5 times the peak power. Expressed in absolute power units.

Power, peak: The maximum power reached during a pulse. Expressed in absolute power units.

Power, relative: Power level referred to some other power level, usually expressed in db.

PPM Focusing: Focusing of the electron beam in a TWT or BWO tube by means of an axial magnetic field established by a series of small permanent magnets (periodic permanent magnets) extending the full active length of the tube. The small permanent magnets are oriented axially along the tube, with adjacent magnets polarized in opposite directions. The small magnets are located outside the vacuum envelope and are separated by pole pieces which surround the envelope and carry to it the individual axial field contributions of the magnets. The polarization alternation results in cancellation of the external magnetic field.

Precision Connector: A coaxial connector designed to mate with another identical connector in such a way that electrical discontinuities in the transmission line are eliminated or minimized. These connectors are intended to combine the inherent advantages of coaxial devices (broadband performance, mechanical flexibility, low cost) with the electrical efficiencies (minimum contact resistance and VSWR) previously available only with waveguide. ALFRED equipment is available with Amphenol APC-7 precision connectors which are sexless, i.e. any connector will mate with all other connectors of the same type.

Propagation Constant: A transmission characteristic of a line which indicates the effect of the line on the wave being transmitted along the line. It is a complex quantity having a real term, the attenuation constant, and an imaginary term, the phase constant.

Pulse Repetition Rate: The average number of pulses per unit time in a pulse train.

Q-Factor: With regard to a resonant cavity, the ratio of energy stored to energy dissipated per cycle.

Rectangular Waveguide: A hollow tube of rectangular cross section normally having sides with a dimensional ratio of 2:1. With rectangular waveguides so proportioned, the dominant mode will have a free-space wavelength range between one and two times the larger cross-section dimension. Rectangular waveguide is normally usable only over less than octave ranges.

Reflected Power or Signal: Power flowing from the load or using device back to the signal source, due to impedance mismatch at the load or device input.

Reflection Coefficient: The vector ratio of the reflected voltage to the incident voltage at the same point. If the point of reflection is a pure resistance, the reflection coefficient is the numerical ratio of the incident voltage to the reflected voltage.

Reflectometer: A microwave system arranged to measure the incident and reflected powers and indicate their ratio.

Resonator, Cavity: A closed section of coaxial line or waveguide, completely enclosed by conducting walls, often made variable and used as a wavemeter.

Return Loss: The ratio of incident to reflected power expressed in db. It is defined as $-20 \log_{10} |\rho|$ where ρ is the reflection coefficient.

Rise Time: Generally construed to be the time required for a step function, pulse, or square wave to rise from 10 to 90 percent of its final amplitude.

RMS Amplitude (Root-Mean-Square Amplitude): The value of an alternating current or voltage that produces the same power dissipation in a certain resistance as dc current or voltage of the same value. The RMS (or effective) value of a periodic quantity is the square root of the average of the squares of the values of the quantity taken throughout one period. If the periodic quantity is a sine wave, its effective (RMS) value is 0.707 of its peak amplitude.

Sampler: A directional coupler which has a detector attached to the auxiliary arm to provide a video output sample proportional to the input power level. For applications in which the sampler is used to monitor power or drive a closed-loop source leveling system, a directional coupler having a flat coupling coefficient must be used.

Signal-to-Noise-Ratio: The ratio of the field intensity of a radio wave to the radio noise field intensity at the same point. It may also be considered as the ratio, at any point of a circuit, of signal power to total circuit-noise power.

Sliding Load: A length of transmission line containing a matched electrical load which can be positioned at a variable distance from the connector end.

Sliding Short: A length of transmission line containing an electrical short which can be positioned at a variable distance from the connector end.

Slotted Section: A length of transmission line having a non-radiating slot cut in the wall to admit a probe used for standing wave measurements.

Smith Diagram: A diagram developed to aid in the solution of transmission line and device impedance problems by permitting simple evaluation of impedance at any location or frequency.

Solid-State Oscillator: A semiconductor device packaged with an external circuit to provide rf output by utilizing the charge-handling properties of the semiconductor (instead of signal interaction with an electron beam flow through evacuated space as in an electron tube).

Spectrum Analyzer: An instrument which can determine and display the frequency components present in any signal or complex waveform, together with their relative amplitude, usually on an oscilloscope.

Stripline: See Microstrip.

Synchronization: See Frequency Stabilization.

Tangential Sensitivity: The absolute signal level in dbm required to produce an output signal which elevates the noise by an amount equal to the average noise level with no signal present.

Thermistor: A resistance element made of a semiconducting material which exhibits a high negative temperature coefficient of resistivity.

TR Tube: A transmit-receive tube, which is a gas-filled rf switching tube that enables a system to use the same antenna for both transmitting and receiving. The TR unit prevents the transmitted power from injuring the sensitive receiver. A TR unit normally consists of a cavity containing a discharge gap which completes the transmitter circuit to the antenna, and a coupling circuit which connects the received signal from the antenna to the receiver when the discharge gap is not fired, indicating that the transmitting tube is quiescent.

Transmission Line: Any structure used to guide the flow of electrical energy from one point to another. Most commonly used types are coaxial lines and rectangular waveguide (see definitions). Other types include parallel plate, stripline, ridged waveguide, and circular waveguide.

Transmission Loss or Gain: Refers to the relative change in power level of a signal transmitted from one point to another, such as within a circuit or between the input and output terminals of a device.

Tube, Backward Wave (BWO): A traveling-wave tube in which the electrons travel in a direction opposite to that in which the wave is propagated (microwave oscillator or narrowband amplifier).

Tube, Klystron: An electron tube in which the electrons are periodically bunched by electric fields formed by electrodes and cavities. It is used as an oscillator or amplifier for microwave signals.

Tube, Magnetron: An electron tube in which the electron flow from the cathode to the anode is influenced by the magnetic field applied perpendicular to the cathode-anode path, and by the field effects produced by the anode cavities. The electrons follow a spiraling path and reach the anode in bunches, producing output oscillations. The abbreviation VTM is used for voltage-tuned magnetrons.

Tube, Traveling-Wave (TWT): A broadband microwave tube which depends for its characteristics upon the interaction between the field of a wave propagated along an rf delay line structure and a beam of electrons traveling in near synchronism with the wave.

Tuning Screw: A screw or probe inserted into a transmission line (parallel to the E Field) to develop susceptance, the magnitude and sign of which is controlled by the depth of penetration of the screw.

Tunnel Diode: A PN diode to which a large amount of impurity has been added. It offers high-speed charge movement and a negative resistance region above a minimum level of applied voltage. It can be used as an oscillator or amplifier with suitable external circuits.

UHF: Ultra-high frequency, the band of frequencies between 300 and 3000 MHz.

Unbalanced Line: A line or circuit which is asymmetric with respect to ground and/or other conductors, usually having ground serve as one of the circuit conductors; e. g. a coaxial line.

VHF: Very high frequency, the band of frequencies between 30 and 300 MHz.

Varactor: A PN junction device in which the capacitance varies with applied voltage. It can be used as an oscillator or harmonic frequency multiplier with suitable external circuits. It is also used as a variable capacitor, e.g. for voltage control of oscillator frequency.

Velocity, Group: The velocity with which the envelope of an electromagnetic wave travels in a medium, usually identified with the velocity of energy propagation.

Velocity of Light: 300 meters per μ sec in air, designated by the symbol C. The product of group and phase velocity in a medium always equals the velocity of light in that medium.

Velocity Modulation: Impressing a periodic variation in velocity on an electron beam, for example, by exposing the beam to a time-varying axial voltage.

Velocity, Phase: The velocity with which a point of constant phase is propagated in a progressive sinusoidal wave.

Voltage Standing Wave Ratio (VSWR): The measured ratio of the field strength of a voltage maximum to that of an adjacent minimum along a transmission line. $VSWR = \frac{1+|p|}{1-|p|}$ where p is the reflection coefficient.

Wave Circuits, Slow: A microwave circuit designed to have a phase velocity considerably below the speed of light. The general application for such waves is in traveling-wave tubes. Commonly called a microwave delay line.

Wave, Transverse Electric (TE Wave): In a homogeneous isotropic medium, an electromagnetic wave in which the electric field vector is everywhere perpendicular to the direction of propagation. The dominant rectangular waveguide mode is TE_{10} .

Wave, Transverse Electromagnetic (TEM Wave): In a homogeneous isotropic medium, an electromagnetic wave in which both the electric and magnetic field vectors are everywhere perpendicular to the direction of propagation. This is the normal mode in coax, open wire, and stripline.


Wave, Transverse Magnetic (TM Wave): In a homogeneous isotropic medium, an electromagnetic wave in which the magnetic field vector is everywhere perpendicular to the direction of propagation. This mode is not widely used.

Wavelength: The distance between adjacent points of the same phase in a wave train. It corresponds to the distance traveled by the wave in one cycle.


Wavemeter, Absorption: A device containing a resonator which causes it to absorb maximum energy at its resonant frequency when loosely coupled to a source. It is used for measuring frequency.

Wavemeter, Transmission: A device which utilizes a cavity to transmit maximum power at resonance and thereby provide maximum deflection on a readout meter at the frequency of resonance.

YIG Device: A component using single-crystal Yttrium Iron Garnet (YIG) as a resonant structure which can be electronically tuned.



SECTION VI
INDEX



INDEX

-A-	Page	Page	Page
Abbreviations, listing.....	2	Aluminum (Cont'd)	
Absorbed dose.....	421	Density.....	65
Absorbed fraction.....	413	Dose buildup factor.....	145
Absorption.....	413	Equivalent.....	413
Radiation		Isotopes.....	237
Alpha.....	29	Alveoli.....	414
Beta.....	29	Americium	
Gamma.....	29	Atomic mass.....	63
Neutron.....	30	Isotopes.....	373
Proton.....	30	Ampere.....	413
Ratio, differential.....	413	Amplification.....	414
Self.....	413	Gas.....	425
Equation.....	30	Amplifier	
Graph.....	127	Linear.....	414
Absorption coefficient.....	413	Pulse.....	414
Atomic.....	413	Analyzer, pulse height.....	414
Compton.....	413	Analysis	
Linear.....	413	Activation.....	414
Energy, for air.....	135	Feather.....	414
Mass.....	413	Isotope dilution.....	414
Air.....	140	Equation.....	34
Bone.....	140	Anemia.....	414
Muscle.....	140	Angstrom unit.....	414, 442
Water.....	140	Anion.....	414
Accelerator.....	413	Annihilation.....	414
Betatron.....	416	Radiation.....	433
Cockcroft-Walton.....	418	Anode.....	414
Cyclotron.....	420	Anticoincidence circuit.....	418
Direct voltage.....	421	Antimatter.....	414
Insulating core transformer.....	427	Antimony	
Linear.....	429	Atomic mass.....	56
Resonant transformer.....	436	Isotopes.....	290
Synchrocyclotron.....	439	Argon	
Synchrotron.....	439	Atomic mass.....	52
Van de Graaff.....	441	Isotopes.....	241
Actinium		Decay scheme.....	384
Atomic mass.....	62	Specific activity.....	104
Isotopes.....	365	Area	
Series.....	113	Decontamination.....	198
Activated water.....	441	Monitoring.....	430
Activation.....	413	Arsenic	
Analysis.....	414	Atomic mass.....	54
Neutron, formula.....	34	Isotopes.....	256
Activity.....	413	Specific activity.....	104
Mass relationship.....	103	Artificial radioactivity.....	434
Method of calculation.....	103	Associated	
Of common isotopes.....	104	Corpuscular emission.....	419
Specific.....	103	Wavelength.....	27
Compound.....	439	Astatine	
Element.....	439	Atomic mass.....	61
Equation.....	103	Isotopes.....	359
Isotope.....	104	Atom.....	414
Acute exposure.....	424	Periodic chart.....	67
Adsorption.....	413	Atomic	
Aggregate recoil.....	436	Absorption coefficient.....	413
Air		Binding energy, table.....	51
Absorption coefficients.....	135	Mass.....	414
Attenuation coefficients.....	135	Mass unit.....	414
Density.....	66	Masses, table.....	51
MPC, isotopes in.....	206	Number.....	414
Air wall ionization chamber.....	417	Effective.....	414
Alpha emitters		Weight.....	414
By energy, table.....	88	Gram.....	426
MPC.....	206	Table of.....	65
Alpha particle.....	414	Attenuation.....	415
Range, graph.....	125	Coefficient	
Equation.....	29	Compton.....	415
Rules of thumb.....	204	Linear.....	415
Alphabet, Greek.....	1	Air, graph.....	135
Aluminum		Mass	
Atomic mass.....	52	Concrete.....	139
Backscatter correction		Lead.....	134
Beta emitter.....	127	Table.....	137
		Attenuation (Cont'd)	
		Coefficient (Cont'd)	
		Mass (Cont'd)	
		Water.....	133
		X and gamma, table.....	137
		Pair production.....	415
		Photoelectric.....	415
		Factor.....	415
		Fast neutrons.....	144
		X rays	
		In concrete.....	152
		In lead.....	151
		Auger effect.....	415
		Autofluoroscope.....	415
		Autoradiograph.....	415
		Available radionuclides.....	86
		Avalanche.....	415
		Average life.....	415
		Avogadro's number.....	415
		-B-	
		Background radiation.....	433
		Optimum counting time, graph	119
		Backscatter	
		IPC.....	127
		Table.....	168
		Backscattering.....	415
		Barium	
		Atomic mass.....	57
		Isotopes.....	303
		Decay scheme.....	400
		Specific activity.....	104
		Barn.....	415
		Neutron cross-section curves	141
		Barriers	
		Protective.....	415
		Primary.....	415
		Secondary.....	415
		X ray.....	150
		Baryon.....	415
		Beam.....	415
		Useful.....	415
		Hole.....	416
		Berkelium	
		Atomic mass.....	51
		Isotopes.....	376
		Beryllium	
		Atomic mass.....	51
		Isotopes.....	232
		Beta	
		Backscatter correction.....	127
		Counting, equations.....	30
		Dose, equation.....	33
		Dose rate from uranium.....	204
		Emitters, energy & half-life	90
		Energy(see Feather analysis)	414
		Av. and max., table.....	92
		Initial half-thickness, graph	124
		MP dose limits.....	209
		Particle.....	416
		Penetration ability curve...	122
		Range.....	29
		Energy & half-life, table.	90
		Energy curve in aluminum..	123
		Rules of thumb.....	204
		Betatron.....	416
		Binary scaler.....	437
		Binding energy, table.....	51
		Biologic (biological)	
		Effectiveness of radiation..	416
		Nucleus.....	430
		Relative effectiveness.....	436

	Page		Page		Page
Biological half-life.....	426	Cerium (Cont'd)		Controlled area.....	419
Equation.....	33	Isotopes.....	307	Conversion.....	419
Bismuth		Decay scheme.....	401	Factor.....	15
Atomic mass.....	61	Specific activity.....	104	Area.....	15
Isotopes.....	354	Cesium		Density.....	15
Decay scheme.....	406	Atomic mass.....	57	Electrical.....	16
Blood		Gamma radiation levels.....	131	Energy.....	16
Dyscrasia.....	416	Gamma transmission		Fission.....	18
Bone marrow.....	416	Concrete.....	149	Fluid flow rates.....	18
Bone seeker.....	416	Iron and lead.....	148	Length.....	19
Boron		Isotopes.....	301	Mass.....	20
Atomic mass.....	51	Decay scheme.....	399	Miscellaneous.....	20
Isotopes.....	232	Specific activity.....	104	Power.....	21
Neutron cross section.....	142	Chain reaction.....	434	Pressure.....	22
Counter tube.....	440	Chamber		Radiological units.....	23
Brachytherapy.....	416	Cloud.....	417	Time.....	24
Bragg-Gray principle.....	416	Ionization.....	417	Velocity.....	24
Branching.....	416	Air-wall.....	417	Volume.....	25
Breeder, reactor.....	416	Extrapolation.....	417	Internal.....	427
Bremsstrahlung.....	416	Free-air.....	417	Ratio.....	419
British thermal unit.....	416	Thimble.....	417	Converter reactor.....	419
Bromine		Tissue-equivalent.....	417	Coolant.....	419
Atomic mass.....	54	Chamber, pocket.....	418	Copper	
Isotopes.....	259	Characteristic.....	433	Atomic mass.....	53
Specific activity.....	104	Charge.....	418	Backscatter correction	
Buildup factor.....	416	Space.....	418	Beta emitters.....	127
Plane monodirectional source	147	Chart of the nuclides.....	69	Gamma radiation levels.....	131
Point isotopic source.....	145	Chemical (isotopic) exchange..	418	Isotopes.....	251
Burial ground.....	416	Cherenkov radiation.....	418	Decay scheme.....	390
		Chlorine		Specific activity.....	104
-C-		Atomic mass.....	52	Core.....	419
		Isotopes.....	246	Corpuscle.....	419
Cadmium		Specific activity.....	104	Corpuscular emission, assoc... 419	
Atomic mass.....	56	Collision.....	418	Correction	
Isotopes.....	283	Elastic.....	418	Backscatter.....	127
Neutron cross section.....	141	Inelastic.....	419	Decay	
Calcium		Columbium (see Niobium)		Explanation.....	105
Atomic mass.....	52	Atomic mass.....	55	Semi-log plot.....	108
Isotopes.....	243	Isotopes.....	270	Universal tables of.....	106
Decay scheme.....	385	Decay scheme.....	393	Geometry.....	127
Specific activity.....	104	Column, thermal.....	419	Resolving time.....	121
Calibration.....	416	Common logarithms, table.....	48	Self-absorption.....	128
Procedures.....	32	Commonly available nuclides..	86	Cosmic rays.....	419
Californium		Compound.....	419	In electromagnetic spectrum.. 50	
Atomic mass.....	64	Labeled.....	428	Coulomb.....	420
Isotopes.....	376	Specific activity.....	439	Coulomb's law.....	28
Calorie.....	416	Compton		Count.....	420
Cancer.....	416	Absorption coefficient.....	413	Spurious.....	420
Capillary.....	416	Attenuation coefficient.....	415	Counter	
Capture		Effect.....	419	Boron, tube.....	440
Cross section.....	420	Scattering.....	437	Efficiency.....	422
Electron.....	416	Coefficient.....	438	Gas flow.....	420
K-electron.....	417	Concrete		Geiger-Mueller.....	420
Radiative.....	417	Attenuation of x rays.....	139	Geometry.....	426
Resonance.....	417	Equivalents of lead.....	157	Equation.....	35
Carbon		Mass attenuation coefficient	139	Internal proportional.....	127
Atomic mass.....	51	Transmission of gamma.....	149	Proportional.....	420
Isotopes.....	233	Condenser R-meter.....	419	Reliability, stat. limits.. 120	
Decay scheme.....	382	Confidence levels, error calc. 114		Resolving time.....	436
Carcinogenic.....	417	Conservation		Error, graph.....	121
Carcinoma.....	417	Kinetic energy, equation... 26		Scintillation.....	420
Carrier.....	417	Momentum, equation.....	26	Counting	
Hold-back.....	417	Constant		Beta particles, equations... 30	
Isotopic (see Carrier).....	417	Decay.....	420	Coincidence.....	420
Carrier-free.....	417	Equation.....	28	Rate, errors in	
Catalyst.....	417	Disintegration.....	421	Graph.....	114
Cataract.....	417	Fundamental.....	11	Nomograph.....	115
Cathode.....	417	Planck's.....	12	Ratemeter.....	420
Cation.....	417	Contact radiation therapy.....	440	Coupling coefficient.....	444
Cell (biological).....	417	Contamination		Critical.....	420
Cells		Radioactive.....	419	Mass.....	429
Germ.....	426	Removal.....	194	Size.....	420
Somatic.....	417	Control.....	419	Cross section	
Cerium		Rod.....	437	Capture.....	420
Atomic mass.....	57	System.....	419	Neutron.....	141

	Page		Page		Page
Cross section (Cont'd)		Diode		Electromagnetic spectrum	
Nuclear.....	420	PIN.....	445	Chart.....	50
Crossed-field device.....	444	PN.....	445	Table.....	50
Crystal detector.....	444	Point contact.....	445	Electrometer.....	423
Cumulative dose.....	422	Direct radiation.....	433	Electromotive force.....	423
Curie.....	420	Direct voltage accelerator....	421	Electron (see Beta).....	423
Micro.....	420	Directional coupler.....	445	Assoc. corpuscular emission..	419
Milli.....	420	Directivity.....	445	Atomic mass.....	51
Pico.....	420	Discrete radiation.....	433	Capture.....	416
Curium		Discriminator, pulse height...	421	K-capture.....	417
Atomic mass.....	63	Disintegration		Multiplier tube.....	31
Isotopes.....	374	Constant.....	421	Secondary.....	423
Curve		Nuclear.....	421	Valence.....	423
Decay.....	421	Dollar.....	421	Volt.....	423
Semi-log plot.....	108	Doppler		Electroscope.....	423
Sigmoid.....	439	Broadening.....	421	Electrostatic	
Cutoff frequency.....	444	Effect.....	421	Field.....	423
C. W. Laser.....	442	Dosage		Generator(see Van de Graaff)	441
Cyclotron.....	420	Internal radiation, equation	33	Unit of charge (statcoulomb)	423
		Dose		Electrostatics.....	27
-D-		Absorbed.....	421	Element.....	423
Daughter.....	420	Beta emitter.....	33	Elements, table of.....	68
Decad scaler.....	437	Buildup factors.....	145	Emission, assoc. corpuscular..	419
Decay		Cumulative.....	422	Emulsion, nuclear.....	423
Constant.....	420	Depth.....	422	End product.....	423
Equation.....	28	Equivalent.....	422	Endoergic reaction.....	434
Corrections.....	105	Exit.....	422	Endothermic reaction.....	434
Curve.....	421	Fractionation.....	422	Energy.....	423
Semi-log plot.....	108	Integral.....	422	Binding.....	423
Fission product, equations..	29	Limits, max. permissible....	210	Density.....	442
Product.....	421	Maximum permissible.....	422	Dependence.....	423
Radioactive.....	420	Median lethal.....	422	Of instruments.....	129
Actinium series.....	113	Meter, integrating.....	422	Excitation.....	423
Equations.....	28	Percentage depth.....	422	Fluence.....	423
Neptunium series.....	111	Permissible.....	422	Flux density.....	423
Semi-log plot.....	108	Protraction.....	422	Graph.....	132
Thorium series.....	110	Radiation Protection Guide..	210	Ionizing.....	423
Uranium series.....	112	Rate.....	422	Kinetic.....	423
Tables.....	105	Beta at surface of uranium	204	Conservation of, equation..	26
Time.....	444	Ratemeter.....	422	Of photon.....	27
Decibel		Skin.....	422	Potential.....	423
Laser.....	442	Threshold.....	422	Radiant.....	423
Microwave.....	444	Tissue.....	422	Range as function of	
Decontamination		Volume (integral).....	422	Alpha particle.....	125
Factor.....	421	Dosimeter.....	422	Beta particle.....	122
Equation.....	33	Dosimetry, photographic.....	422	Proton particle.....	126
Methods, table.....	194	Dynamitron.....	422	Reaction.....	423
Delay line.....	445	Dyne.....	422	Enriched material.....	423
Delayed neutron.....	421	Dyscrasia, blood.....	416	Enzyme.....	424
Delta ray.....	421	Dysprosium		Epidermis.....	424
Densitometer.....	421	Atomic mass.....	59	Epilation.....	424
Density		Isotopes.....	321	Epithelium.....	424
Air.....	66			Epithelial reactor.....	435
Common metals.....	65	-E-		Equations.....	26
Elements.....	65	Effective		Beta particle counting.....	30
Energy.....	442	Atomic number.....	414	Resolving time	
Ionization.....	427	Dose (various dose rates)...	210	Correction.....	30
Photographic.....	421	Half-life.....	426	Determination.....	31
Depilation (see Epilation)...	424	Equation.....	33	Self-absorption.....	30
Depletion.....	421	Wavelength.....	441	Calibration procedures.....	32
Depolymerization.....	421	Effects of radiation		Exposure rate	
Depth dose		Genetic.....	426	Any gamma.....	32
Percentage, tables.....	169	Efficiency (counters).....	422	Approximate.....	32
Detector, radiation.....	421	Overall counting.....	128	Linear source.....	33
Deuterium.....	421	Einstein equation.....	429	Point source.....	32
Deuteron.....	421	Einsteinium		Radium, gamma.....	32
Deviation		Atomic mass.....	64	Classical physics.....	26
Observed standard.....	31	Isotopes.....	327	Conservation of	
Theoretical standard.....	31	Elastic		Kinetic energy.....	26
Differential		Collision.....	418	Momentum.....	26
Absorption ratio.....	413	Scattering.....	438	Energy.....	26
Recovery rate.....	434	Electric waves, in spectrum...	50	Linear force.....	26
Dilution, isotope analysis...	414	Electrode.....	423	Momentum.....	26
Isotopic, Equation.....	34	Negative (see Cathode).....	417	Power.....	26
				Work.....	26

	Page		Page		Page
Equations (Cont'd)		Exposure (Cont'd)		Focal spot (x rays).....	425
Decontamination factor.....	33	Maximum permissible.....	210	Force	
Dose in air, gamma.....	32	Rate, source		Between two charges.....	28
Electrostatic.....	27	Any gamma		Electromotive.....	423
Capacitance.....	28	Equation.....	32	Linear, equation.....	26
Force between two charges.	28	Table.....	131	Fractionation dose.....	422
Potential.....	28	Linear, equation.....	32	Francium	
Work.....	28	Point, equation.....	32	Atomic mass.....	62
Geometry of a counter		External radiation.....	433	Isotopes.....	363
Point source.....	35	Extrapolation ion. chamber...	417	Free-air ionization chamber...	417
Internal radiation dosage...	33			Free path, mean.....	431
Beta emitter dose.....	33	-F-		Frequency.....	425
Biological half-life.....	33	Factor		Pulling.....	445
Effective half-life.....	33	Backscatter correction.....	127	Pushing.....	445
Isotopic dilution.....	34	Buildup.....	417	Stabilization.....	445
Double dilution method...	34	Dose buildup, tables.....	145	FSD	
Logarithmic relations.....	26	Geometry.....	35	Depth dose, tables.....	169
Neutron activation methods	34	Reliability.....	31	X rays.....	159
Single addition method....	34	Factors, conversion.....	15	Fuel	
Radiation absorption.....	29	Area.....	15	Cycle.....	425
Alpha.....	29	Density.....	15	Rod.....	437
Beta.....	29	Electrical.....	16	Fundamental constants.....	11
Gamma.....	29	Energy.....	16	Fusion, nuclear.....	425
Neutron.....	30	Fission.....	18	-G-	
Proton.....	30	Fluid flow rates.....	18	Gadolinium	
Radioactive decay.....	28	Length.....	19	Atomic mass.....	58
Constant.....	28	Mass.....	20	Isotopes.....	317
Fission product.....	29	Miscellaneous.....	20	Gallium	
Resolving time error.....	121	Power.....	21	Atomic mass.....	53
Specific activity.....	29	Pressure.....	22	Isotopes.....	253
Statistics of counting.....	31	Radiological units.....	23	Specific activity.....	104
Standard deviation		Time.....	24	Gamete.....	425
Observed.....	31	Velocity.....	24	Gamma emitters	
Theoretical.....	31	Volume.....	25	Calibration.....	32
Wave and quantum relations..	27	Fallout.....	424	Exposure rate.....	32
Assoc. wavelength,particle	27	Faraday rotation.....	445	Radiation levels.....	131
Compton scattering.....	27	Fast reactor.....	435	Table, listed by energy....	95
Mass-energy.....	27	Feather analysis.....	414	Gamma-ray.....	425
Momentum of photon.....	27	Feather's rule.....	29	Absorption.....	136
Photoelectric.....	27	Fermium		Coefficient in air.....	140
Photon energy.....	27	Atomic mass.....	64	Mass energy.....	140
Wave.....	27	Isotopes.....	378	Dose buildup factors....	145
Equilibrium, radioactive.....	424	Fertile.....	424	Energy in various tissues.	140
Secular.....	424	Field intensity.....	445	Equations.....	29
Transient.....	424	Film		Flux equivalent.....	132
Equipment decontamination....	198	Badge.....	424	Attenuation coefficient,lead	134
Erbium		Medical.....	165	In electromagnetic spectrum.	50
Atomic mass.....	59	Ring.....	425	Levels from point source...	131
Isotopes.....	325	Speed.....	165	Mass attenuation coefficient	137
Erg.....	424	Filter (radiology).....	425	Prompt.....	425
Error		Primary.....	425	RPG.....	210
In counts.....	114	Secondary.....	425	Rules of thumb.....	205
Resolving time		Filtration, inherent.....	425	Transmission.....	148
Equation.....	31	X-ray, graph.....	159	Gas	
Graph.....	121	Fissile.....	425	Amplification.....	425
Statistical.....	424	Fission, nuclear.....	425	Flow counter (radiation)...	420
Erythema.....	424	Fission products.....	425	Laser.....	442
Erthrocyte.....	424	Decay, equations.....	29	Geiger	
Eugenics.....	424	Fission yield.....	425	Region.....	425
Europium		Fissionable.....	425	Threshold.....	426
Atomic mass.....	58	Flow counter, gas.....	420	Geiger-Mueller (G-M) counter..	420
Isotopes.....	315	Fluence.....	425	Gene.....	426
Event, ionizing.....	428	Rate.....	425	Generator ("cow").....	426
Exchange		Fluorescence.....	425	Genetic effect of radiation..	426
Chemical (isotopic).....	418	Fluorescent screen.....	425	Genetics.....	426
Ion.....	427	Fluorine		Genotype.....	426
Excitation.....	424	Atomic mass.....	51	Geometry	
Energy.....	423	Isotopes.....	235	Calculations.....	35
Exit dose.....	422	Fluorography.....	425	Detector.....	426
Exoergic.....	424	Fluoroscope.....	425	Factor.....	426
Exothermic reaction.....	434	Flux		Good.....	426
Exponential functions, table..	41	Density (fluence rate).....	425	Poor.....	426
Exposure.....	424	Energy.....	132	Germ cells.....	426
Acute.....	424	Photon.....	132		
Chronic.....	424	Neutron.....	425		

	Page		Page		Page
Germanium		Incident power or signal.....	445	Iron (Cont'd)	
Atomic mass.....	54	Incoherent scattering.....	438	Specific activity.....	104
Isotopes.....	254	Indium		Transmission of gamma.....	149
Glassware, decontamination....	199	Atomic mass.....	56	Irradiation.....	428
Glory (beam) hole.....	416	Isotopes.....	285	Isobars.....	428
Gold		Decay scheme.....	396	Isodose	
Atomic mass.....	60	Neutron cross-section.....	141	Chart.....	428
Gamma radiation levels.....	131	Induced radioactivity.....	434	Curve.....	428
Isotopes.....	345	Inelastic collision.....	419	Isolator, ferrite.....	445
Decay scheme.....	405	Infrared radiation.....	433	Isomers.....	428
Specific activity.....	104	In electromagnetic spectrum..	50	Isomeric transition.....	440
Gonad		Inherent filtration (x rays)..	425	Isotones.....	428
Atomic weight.....	426	Insertion loss or gain.....	445	Isotope.....	428
Calorie.....	416	Instrument calibration.....	416	Activity-mass relationship..	103
Mole.....	426	Insulating core transformer...	427	Commonly available.....	86
Rad.....	426	Integral dose (volume dose)...	422	Dilution	
Graphite.....	426	Integrated circuit.....	445	Analysis.....	414
Graveyard (burial ground).....	416	Integrating		Equations.....	34
Gravitation.....	426	Circuit.....	418	Effect.....	428
Greek alphabet.....	1	Dose meter.....	422	Separation.....	428
Grenz rays.....	426	Intensifying screen.....	427	Specific activity, table....	104
Ground state.....	426	Intensity.....	427	Stable.....	428
		Interlock.....	427	Isotopic	
-H-		Intermediate reactor.....	435	Carrier (see Carrier).....	417
Hafnium		Internal		Exchange.....	418
Atomic mass.....	60	Conversion.....	427	Tracer.....	440
Isotopes.....	332	Dosage, radiation.....	422		
Half-life		Determination, equations..	33	-J-	
Biological.....	426	Proportional counter		Joule.....	428
Equation.....	33	Backscatter factors.....	127	(Laser).....	442
Effective.....	426	Geometry factors.....	127	Per square centimeter.....	442
Equation.....	33	Self-absorption correction	128	Junction laser.....	443
Radioactive.....	426	Radiation.....	433		
Half-thickness (HVL).....	426	Iodine		-K-	
Beta particles in aluminum..	124	Atomic mass.....	57	K-edge, x ray.....	161
Half value layer.....	426	Gamma radiation levels.....	131	K-electron.....	417
Graph.....	163	Isotopes.....	297	Kerma.....	428
X-ray tubes.....	155	Decay scheme.....	396	Kilo electron volt (keV)....	428
Hardness (x rays).....	426	Specific activity.....	104	Kilovolt (kV).....	428
Harmonic.....	445	Ion.....	427	Kilovolt peak (kVp).....	428
Health		Exchange.....	427	Kinetic energy.....	423
Physics.....	431	Pair.....	428	Klein-Nishina formula.....	428
Radiological.....	427	Positive (see Cation).....	417	Krypton	
Heavy water.....	441	Ionization.....	427	Atomic mass.....	54
Helium		Chamber.....	417	Isotopes.....	261
Atomic mass.....	51	Air-wall.....	417	Decay scheme.....	391
Isotopes.....	231	Extrapolation.....	417	Kurchatovium (suggested name)	
Heredity.....	445	Free-air.....	417	Isotopes.....	380
Hertz.....	427	Thimble.....	417		
Heterogeneous reactor.....	435	Tissue-equivalent.....	417	-L-	
High-flux reactor.....	436	Density.....	427	L-edge, x ray.....	161
Hit theory (target theory)....	440	Path (track).....	427	Labeled	
Hold-back carrier.....	417	Potential.....	432	Compound.....	428
Holmium		Primary.....	427	Molecule.....	429
Atomic mass.....	59	Secondary.....	427	Lag time.....	429
Isotopes.....	322	Specific.....	427	Lanthanum	
Homogeneous reactor.....	435	Total.....	427	Atomic mass.....	57
Hot cell.....	427	Ionizing		Isotopes.....	306
Hybrid		Energy.....	423	Decay scheme.....	400
Circuit.....	445	Event.....	428	Specific activity.....	104
Junction.....	445	Radiation.....	433	Laser.....	429
Hydrogen		Iridium		Control area.....	442
Atomic mass.....	51	Atomic mass.....	60	C. W.	442
Heavy (see Deuterium).....	9	Isotopes.....	340	Definition and abbreviation.	442
Isotopes.....	231	Decay scheme.....	403	Latent period.....	429
Decay scheme.....	382	Gamma radiation levels.....	131	Lawrencium	
Neutron cross-section.....	142	Iris.....	445	Atomic mass.....	64
Specific activity.....	104	Iron		Isotopes.....	380
Hygiene, radiation.....	427	Atomic mass.....	53	LD ₅₀	429
		Beta backscatter correction.	127	Lead	
-I-		Dose buildup factor.....	145	Atomic mass.....	61
Immunity.....	427	Equivalents of lead.....	157	Attenuation of x ray.....	151
Implant (radiology).....	427	Gamma radiation levels.....	131		
		Isotopes.....	248		
		Decay scheme.....	386		

	Page		Page		Page
Lead (Cont'd)		Mass (Cont'd)		Monoenergetic radiation.....	433
Concrete equivalents.....	157	Relativistic.....	429	Monte Carlo method.....	430
Dose buildup factors.....	145	Spectrograph.....	439	Motion, wave.....	441
Equivalent.....	429	Spectrometer.....	439	Multiple scattering.....	438
Gamma ray attenuation.....	134	Table of atomic.....	51	Mutation.....	430
Iron equivalents.....	157	Unit, atomic.....	414		
Isotopes.....	352	Mass-energy		-N-	
Decay scheme.....	406	Absorption coefficient.....	140	N-unit.....	430
Thickness		Conversions.....	16	Napierian logarithms.....	46
Table.....	156	Relation.....	429	Natural logarithms.....	46
Reduced beam.....	156	Matched termination.....	445	Natural radioactivity.....	434
Transmission of gamma.....	148	Mathematics		Neodymium	
Leakage radiation.....	433	Signs and symbols.....	1	Atomic mass.....	58
Lepton.....	429	Tables.....	36	Isotopes.....	310
Lesion.....	429	Maximum credible accident.....	429	Neon	
LET.....	210	Maximum permissible		Atomic mass.....	51
Lethal dose (LD ₅₀).....	422	Concentration in air, water.....	206	Isotopes.....	235
Leukemia.....	429	Dose.....	422	Neoplasm.....	430
Limiter.....	445	Dose limits.....	210	Neptunium	
Linear		Levels in total body.....	206	Atomic mass.....	63
Absorption coefficient.....	413	Power		Isotopes.....	371
Graph (air).....	135	Density.....	442	Series.....	111
Accelerator.....	429	Mean		Neutrino.....	430
Amplifier.....	414	Free path.....	429	Neutron.....	430
Attenuation coefficient.....	415	Life.....	429	Absorption.....	30
Energy transfer.....	210	Median lethal dose (MLD).....	422	Activation.....	34
Force, equation.....	26	Mega electron volt (MeV).....	429	Atomic mass.....	51
Source, gamma exposure from.....	32	Mendelevium		Attenuation, fast.....	144
Lithium		Atomic number.....	64	Cross sections	
Atomic mass.....	51	Isotopes.....	379	Boron.....	142
Isotopes.....	231	Mercury		Cadmium.....	141
Localization, selective.....	429	Atomic mass.....	61	Hydrogen.....	142
Logarithms		Isotopes.....	347	Indium.....	141
Common.....	48	Decay scheme.....	404	Water.....	142
Exponential functions.....	41	Specific activity.....	104	Cycle.....	430
Natural.....	46	Meson.....	429	Delayed.....	421
Relation between.....	26	Metabolism.....	430	Flux.....	425
Lung		Metals		Prompt.....	430
Capacity.....	21	Decontamination.....	198	RPG.....	210
Weight.....	212	Density.....	65	Rules of thumb.....	205
Lutetium		Metastable state.....	430	Sources.....	193
Atomic mass.....	60	Metastasis.....	430	Newton.....	430
Isotopes.....	330	Meter		Nickel	
-M-		Dose rate.....	422	Atomic mass.....	53
Magnesium		Microcurie.....	420	Isotopes.....	250
Atomic mass.....	51	Micro-microcurie (picocurie).....	420	Decay scheme.....	389
Isotopes.....	236	Micron.....	430	Niobium (Columbium)	
Malignant tumor.....	440	Microstrip.....	445	Atomic mass.....	55
Man, standard.....	211	Microwave.....	430, 445	Isotopes.....	270
Chemical composition.....	214	Region.....	445	Decay scheme.....	393
Mass of organs.....	212	Mil.....	430	Nitrogen	
Max. perm. amt. of isotope.....	206	Millicurie.....	420	Atomic mass.....	51
Normal physiological data.....	215	Millimeter of mercury.....	442	Isotopes.....	233
Respiratory exchange.....	215	Million electron volts.....	429	Specific activity.....	104
Water balance.....	217	Milliroentgen.....	430	Nobelium	
Manganese		Mismatch loss.....	445	Atomic mass.....	64
Atomic mass.....	53	Moderator.....	430	Isotopes.....	379
Gamma radiation levels.....	131	Modes.....	446	Noise	
Isotopes.....	247	Molecular weight.....	430	Figure.....	446
Specific activity.....	104	Molecule.....	430	Power.....	446
Maser		Labeled.....	429	Nonisotopic carrier.....	417
(Laser).....	442	Molybdenum		Nuclear	
(Microwave).....	445	Atomic mass.....	55	Binding energy, table.....	51
Mass.....	429	Isotopes.....	272	Cross section.....	420
Absorption coefficient.....	413	Decay scheme.....	384	Disintegration.....	421
Activity relationship.....	103	Specific activity.....	104	Emulsion.....	423
Atomic.....	414	Momentum.....	430	Fission.....	425
Table.....	51	Conservation.....	26	Fusion.....	430
Attenuation coefficient		Equation.....	26	Nucleus.....	430
Table of.....	139	Photon.....	27	Power.....	432
Critical.....	429	Monitoring.....	430	Reactor.....	435
Defect.....	429	Area.....	430	Nucleon.....	430
Number.....	429	Instruments.....	129	Nucleus	
		Personnel.....	430	Biological.....	430
		Monochromatic radiation.....	433		

	Page		Page		Page
Nucleus (Cont'd)		Photoelectric (Cont'd)		Primary (Cont'd)	
Nuclear.....	430	Equation.....	27	Protective barriers.....	45
Nuclide.....	431	Threshold.....	440	Radiation.....	433
Chart of the.....	69	Photofluorography.....	425	Process, regenerative.....	432
Number		Photographic		Product, decay.....	421
Atomic.....	414	Density.....	421	Production reactor.....	435
Avogadro's.....	415	Dosimetry.....	422	Promethium	
Effective atomic.....	414	Photomultiplier tube.....	440	Atomic mass.....	58
Mass.....	429	Photon.....	431	Isotopes.....	312
		Energy.....	27	Specific activity.....	104
-0-		Flux density.....	132	Prompt gamma radiation.....	432
Open installation.....	442	Photosynthesis.....	431	Propagation constant.....	446
Operating voltage.....	441	Physics		Proportional	
Optical density.....	442	Classical equations.....	26	Counter.....	420
Optically pumped laser.....	442	Health.....	431	Internal counters	
Organ.....	431	Picrocurie.....	420	Backscatter correction....	127
Mass of.....	212	Pile (see Reactor, nuclear)...	435	Geometry.....	127
Osmium		PIN diode attenuation.....	446	Self-absorption correction	128
Atomic mass.....	60	Planck's constant.....	431	Region.....	432
Isotopes.....	339	Plateau.....	431	Protactinium	
Osmosis.....	431	Slope, relative.....	432	Atomic mass.....	63
Osmotic.....	431	Platinum		Isotopes.....	368
Output		Atomic mass.....	60	Decay scheme.....	408
Energy.....	443	Backscatter corrections.....	127	Protective barriers.....	415
Power.....	443	Isotopes.....	343	Primary.....	415
Oxygen		Plural scattering.....	438	Secondary.....	415
Atomic mass.....	51	Plutonium		Protium.....	432
Isotopes.....	234	Atomic mass.....	63	Proton.....	432
		Isotopes.....	372	Atomic mass.....	51
-P-		Decay scheme.....	409	Maximum permissible dose....	210
Packing fraction.....	431	Specific activity.....	104	Range, graph.....	126
Paint, decontamination.....	198	PM focusing.....	446	Protraction dose.....	422
Pair production.....	431	Pocket chamber.....	418	Pulse	
Attenuation coefficient.....	415	Point source		Amplifier.....	414
Palladium		Exposure rate.....	56	Length.....	443
Atomic mass.....	55	Radiation levels.....	56	Repetition rate.....	446
Isotopes.....	279	Poison.....	432	Pulse height	
Paraffin attenuation, neutron..	144	Polarization.....	446	Analyzer.....	414
Parametric amplifier.....	446	Polonium		Discriminator.....	421
Parent.....	431	Atomic mass.....	61	Selector.....	438
Partial pressure of oxygen.....	443	Isotopes.....	356	Pulsed laser.....	443
Particle		Decay scheme.....	406	Purpura.....	432
Associated wavelength.....	27	Specific activity.....	104		
Accelerator.....	413	Polycythemia.....	432	-Q-	
Alpha.....	414	Polymerization.....	432	Q-factor.....	446
Beta.....	416	Positron.....	432	Q-switched laser.....	443
Path, mean free.....	431	Potassium		Quality (radiology).....	432
Peak, kilovolts.....	428	Atomic mass.....	52	Relations.....	27
Penetration ability		Isotopes.....	241	Theory.....	432
Beta radiation.....	122	Decay scheme.....	384	Quenching.....	432
Gamma radiation.....	148	Specific activity.....	104	Vapor.....	432
Percentage depth dose.....	169	Potential			
Period, latent.....	429	Difference.....	432	-R-	
Periodic table.....	431	Energy.....	423	Rabbit.....	433
Of elements.....	67	Equation.....	28	Rad.....	433
Permeable.....	431	Ionization.....	432	Radiant energy.....	423
Permissible dose.....	422	Power.....	446	Radiation.....	433
Concentration in air, water..	206	Absolute.....	446	Absorption.....	413
Radioisotopes, total body....	206	Average.....	446	Equations.....	29
Personnel		Density.....	443	Annihilation.....	433
Decontamination.....	193	Nuclear.....	432	Attenuation.....	415
Monitoring.....	430	Peak.....	446	Background.....	433
Phantom.....	431	Reactor.....	435	Biological effectiveness....	416
Phase sifter.....	446	Relative.....	446	Characteristic (discrete)...	433
Phosphorus		Stopping.....	432	Concentration guides.....	206
Atomic mass.....	52	PPM focusing.....	446	Detector.....	421
Isotopes.....	238	Praseodymium		Direct.....	433
Decay scheme.....	383	Atomic mass.....	58	Dose (see Dose).....	421
Specific activity.....	104	Isotopes.....	309	E Exposure (see Exposure)....	424
Phosphorescence.....	431	Decay scheme.....	402	External.....	433
Photoelectric		Specific activity.....	104	Genetic effect.....	426
Effect.....	431	Precision connector.....	446	Hygiene.....	427
Attenuation coefficient.....	415	Pressure vessel, reactor.....	432	Infrared.....	50, 433
		Primary			
		Ionization.....	427		

	Page		Page		Page
Radiation (Cont'd)		Radon (Cont'd)		Region	
Internal.....	433	Isotopes.....	361	Geiger.....	425
Ionizing.....	433	Decay scheme.....	406	Proportional.....	432
Leakage (direct).....	433	Range		Regulating rod.....	437
Measurements (see Count)....	420	Alpha particle		Relation, mass-energy.....	429
Monochromatic.....	433	Equation.....	29	Relative	
Monoenergetic.....	433	Graph.....	125	Biological effectiveness....	436
Penetration ability		Beta particle		Plateau slope.....	432
Beta.....	122	Equation.....	29	Relativistic mass.....	429
Gamma.....	148	As function of energy		Reliability factor.....	32
Primary.....	433	In aluminum.....	123	Statistical limit of counter	120
Protection Guides.....	210	Maximum.....	122	Rem.....	436
Scattered.....	433	Proton		Rep.....	436
Secondary.....	433	Graph.....	126	Repetitive pulse laser.....	443
Sickness.....	438	Rare earth.....	434	Research reactor.....	435
Stem.....	433	Rate, recovery.....	434	Resolving time	
Stray.....	433	Ratemeter		Counter.....	436
Target theory.....	440	Counting.....	420	Correction, equation.....	31
Therapy.....	440	Dose.....	422	Determination, equation....	31
Brachytherapy.....	440	Ratio, differential absorption	413	Error	
Contact.....	440	Ray		Equation.....	121
Radiation.....	440	Alpha.....	414	Graph.....	121
Rotation.....	440	Beta.....	416	Resonance	
Teletherapy.....	440	Cosmic.....	419	Capture.....	417
Ultraviolet.....	50	Delta.....	421	Energy.....	436
Radiative capture.....	417	Gamma.....	425	Resonator cavity.....	446
Radioactive		Absorption equation.....	29	Respiratory	
Contamination.....	419	Grenz.....	426	Exchange in man.....	215
Decay.....	420	Infrared.....	433	System.....	436
Decontamination.....	194	X.....	441	Capacity.....	436
Equations.....	28	Attenuation in		Response time, curve.....	130
Equilibrium.....	424	Concrete.....	152	Return loss.....	446
Secular.....	424	Lead.....	151	Rhenium	
Transient.....	424	Barrier computation.....	150	Atomic mass.....	60
Half-life.....	426	Machine output, diagnostic		Isotopes.....	337
Semi-log plot.....	108	Dental.....	158	Rhodium	
Series.....	438	Nondental.....	158	Atomic mass.....	55
Actinium.....	113	Rayleigh scattering.....	438	Isotopes.....	277
Neptunium.....	111	Reaction (nuclear).....	434	Rise time.....	446
Thorium.....	110	Chain.....	434	R-meter, condenser.....	419
Uranium.....	112	Endoergic.....	434	RMS amplitude.....	446
Standard.....	439	Endothermic.....	434	Rod.....	436
Radioactivity.....	434	Energy.....	423	Control.....	437
Artificial.....	434	Exothermic.....	434	Fuel.....	437
Induced.....	434	Thermonuclear.....	434	Regulating.....	437
Neutron.....	193	Reactivity.....	435	Safety.....	437
Natural.....	434	Reactor		Scram.....	437
Radioautograph.....	434	Breeder.....	435	Shim.....	437
Radiobiology.....	434	Converter.....	435	Roentgen.....	437
Radiochemistry.....	434	Epithermal.....	435	Intensity, point source, γ ..	132
Radiography.....	434	Fast.....	435	Output of some isotopes....	131
Radioisotopes (see Isotope)		Heterogeneous.....	435	Rays.....	437
By element.....	231	High flux.....	436	Roentgenography (see X ray)...	437
Max. perm. in body, air, & water	206	High temperature.....	436	Roentgenology.....	437
Radiological		Homogeneous.....	435	Rotation therapy.....	440
Health.....	427	Intermediate.....	435	Rubidium	
Survey.....	439	Nuclear.....	435	Atomic mass.....	54
Radiology.....	434	Power.....	435	Isotopes.....	263
Radionuclides, commonly avail.	86	Breeder.....	435	Decay scheme.....	391
Radiopharmaceutical.....	434	Production.....	435	Specific activity.....	104
Radioresistance.....	434	Research.....	435	Rules of thumb.....	205
Radiosensitivity.....	434	Thermal.....	435	Ruthenium	
Radio waves, spectrum.....	50	Recoil, aggregate.....	436	Atomic mass.....	55
Radium		Recombination.....	436	Isotopes.....	276
Atomic mass.....	62	Recovery (radiobiology).....	436	Decay scheme.....	395
Isotopes.....	364	Rate.....	434	Specific activity.....	104
Decay scheme.....	406	Rectangular waveguide.....	446	Rutherford.....	437
Radiation levels.....	131	Red blood cell (Erythrocyte)..	424		
Specific activity.....	104	Reflected			
Transmission through		Power.....	446		
Concrete.....	149	Signal.....	446		
Iron.....	149	Reflection coefficient.....	446	Safety rod.....	437
Lead.....	148	Reflectometer.....	446	Samarium	
Radon		Reflector.....	436	Atomic mass.....	58
Atomic mass.....	61	Regenerative process.....	432	Isotopes.....	313
				Sampler.....	446

	Page		Page		Page
Sarcoma.....	437	Smith diagram.....	447	Tangential sensitivity.....	447
Sargent's rule.....	29	Sodium		Tantalum	
Saturation thickness		Atomic mass.....	51	Atomic mass.....	60
Backscatter correction.....	127	Isotopes.....	236	Isotopes.....	334
Scaler.....	437	Decay scheme.....	382	Specific activity.....	104
Binary.....	437	Radiation levels.....	131	Target theory.....	440
Decade.....	437	Specific activity.....	104	Technetium	
Scandium		Softness (radiation).....	439	Atomic mass.....	55
Atomic mass.....	52	Solid-state oscillator.....	447	Isotopes.....	274
Isotopes.....	244	Somatic cells.....	417	Teletherapy.....	440
Scanner.....	437	Sources, neutron.....	193	Tellurium	
Scanning (medical).....	437	Space charge.....	418	Atomic mass.....	56
Scattered radiation.....	433	Spallation.....	439	Isotopes.....	293
Scattering.....	437	Specific activity.....	439	Temperature, conversion factor	20
Coherent.....	437	Calculation.....	103	Terbium	
Compton.....	437	Equation.....	29	Atomic mass.....	58
Elastic.....	438	Gamma-ray constant.....	439	Isotopes.....	318
Incoherent.....	438	Curve.....	132	Thallium	
Inelastic.....	438	Table.....	131	Atomic mass.....	61
Multiple.....	438	Table.....	104	Isotopes.....	350
Plural.....	438	Specific ionization.....	427	Specific activity.....	104
Rayleigh.....	438	Spectrograph, mass.....	439	Therapy.....	440
Single.....	438	Spectrometer, mass.....	439	Brachytherapy.....	440
Scattering, coefficient, Compton	438	Spectrum.....	439	Contact.....	440
Scintillation		Analyzer.....	447	Radiation.....	440
Camera.....	438	Electromagnetic.....	50	Rotation.....	440
Counter.....	420	Specular or regular reflection	443	Thermal	
Scram.....	438	Spurious count.....	420	Column.....	419
Rod.....	437	Square roots and squares.....	36	Reactor.....	435
Screen		Stable isotope.....	428	Unit, British.....	416
Medical.....	166	Standard		Thermalization.....	440
Speed.....	166	Deviation.....	31	Thermistor.....	447
Sealed source.....	438	Man.....	211	Thermonuclear reaction.....	434
Secondary		Radioactive.....	439	Thimble ionization chamber....	417
Electron.....	423	Statcoulomb.....	439	Thorium	
Ionization.....	427	Statistical		Atomic mass.....	62
Protection barriers.....	415	Error.....	424	Isotopes.....	366
Radiation.....	433	Limits, counter reliability..	120	Decay scheme.....	408
Secular radioactive equilib..	424	Statistics of counting.....	31	Series.....	110
Selective localization.....	429	Stem radiation.....	433	Specific activity.....	104
Selector, pulse height.....	438	Sterility (biological).....	439	Threshold	
Selenium		Stopping power.....	432	Dose.....	422
Atomic mass.....	54	Stray radiation.....	433	Geiger-Mueller.....	426
Isotopes.....	257	Streaming.....	439	Photoelectric.....	440
Self-absorption.....	413	Stringer.....	439	Thulium	
Equation.....	30	Stripline.....	447	Atomic mass.....	59
Corrections, IPC.....	128	Strontium		Isotopes.....	326
Semiconductor or junc. laser..	443	Atomic mass.....	54	Time	
Sensitive volume.....	441	Isotopes.....	265	Conversion factors.....	24
Separation, isotope.....	428	Decay scheme.....	392	Lag.....	429
Series, radioactive.....	438	Specific activity.....	104	Optimum counting.....	119
Shield.....	438	S.U.	439	Resolving, counter.....	436
Shielding, x-ray.....	150	Subcritical (fissile system)..	439	Tin	
Shim rod.....	437	Sulfur		Atomic mass.....	56
Shutdown.....	438	Atomic mass.....	52	Isotopes.....	288
Sickness, radiation.....	438	Isotopes.....	239	Tissue	
Sigmoid curve.....	439	Decay scheme.....	384	Dose.....	422
Signal-to-noise ratio.....	446	Specific activity.....	104	Equivalent	
Signs and symbols		Supercritical (fissile system)	439	Ionization chamber.....	417
Alphabetically		Survey, radiological.....	439	Material.....	440
By name.....	2	Symbols and signs		Titanium	
By symbol.....	7	Alphabetically		Atomic mass.....	52
Mathematical.....	1	By name.....	2	Isotopes.....	245
Silicon		By symbol.....	7	Total ionization.....	427
Atomic mass.....	52	Mathematical.....	1	Townsend avalanche.....	415
Isotopes.....	238	Synrocyclotron.....	439	TR tube.....	447
Silver		Synchronization.....	447	Tracer, isotopic.....	440
Atomic mass.....	56	Synchrotron.....	439	Track.....	440
Isotopes.....	281	Syndrome.....	439	Transient radioactive equilib..	424
Single scattering.....	438	System, respiratory.....	436	Transition, isomeric.....	440
Skin dose.....	422			Transmission	
Sliding		-T-		Gain.....	447
Load.....	447	Table of isotopes.....	219	Line.....	447
Short.....	447	Tagged (labeled) compound.....	428	Loss.....	447
Slotted section.....	447			Transmutation.....	440

	Page		Page		Page
Trigonometric.....	45	Velocity (Cont'd)		X ray (Cont'd)	
Tritium.....	440	Of light.....	447	Attenuation in	
Atomic mass.....	51	Phase.....	447	Concrete	
Isotopes.....	231	Visible spectrum.....	50	Graph.....	152
Specific activity.....	104	Volt.....	441	Table.....	139
Triton.....	440	Electromagnetic spectrum....	50	Lead	
Tube		Electron.....	423	Graph.....	134
Backward wave.....	447	Voltage		Table.....	138
Boron counter.....	440	Operating.....	441	Water	
Electron multiplier.....	440	Standing wave radio.....	447	Graph.....	133
Klystron.....	447	Starting.....	441	Table.....	138
Magnetron.....	447	Volume		Barrier computation.....	150
Photomultiplier.....	440	Dose (integral).....	422	Concrete & iron equivalents..	157
TR.....	447	Sensitive.....	441	Energies	
Traveling-wave.....	447			Critical-absorption.....	161
Tumor.....	440	-W-		Emission.....	161
Malignant.....	441	Water		Graphs	
Tungsten (wolfram)		Activated.....	441	Exposure.....	159
Atomic mass.....	60	Attenuation, neutron.....	144	Filtration.....	159
Isotopes.....	355	Balance in man.....	217	FSD.....	159
Specific activity.....	104	Dose buildup factor.....	145	kVp.....	159
Tuning screw.....	447	Heavy.....	441	HVL vs. tube potential.....	155
Tunnel diode.....	447	Mass attenuation coefficient	137	Output, table	
-U-		MPC, isotope.....	206	Dental.....	158
UHF.....	447	Neutron cross section.....	142	Nondental.....	158
Ultraviolet, spectrum.....	50	Watt.....	441, 443	RPG.....	210
Unbalanced line.....	447	Watts per square centimeter..	443	Shielding.....	150
Units		Wave		Attenuation, graphs.....	151
Rad.....	433	And quantum relations.....	27	Concrete, graphs.....	152
Rem.....	436	Circuits, slow.....	447	HVL, table.....	155
Rep.....	436	Equation.....	27	Lead, graphs.....	151
Roentgen.....	437	Length.....	441, 447	Xenon	
Universal decay table.....	106	Associated.....	27	Atomic mass.....	57
Uranium		Meter		Isotopes.....	299
Atomic mass.....	63	Absorption.....	447	Decay scheme.....	398
Beta surface dose rate.....	204	Transmission.....	447	-Y-	
Isotopes.....	369	Motion.....	441	YIG device.....	447
Decay scheme.....	407	Spectrum.....	50	Ytterbium	
Series.....	112	Transverse		Atomic mass.....	59
Specific activity.....	104	Electric.....	447	Isotopes.....	328
Useful beam.....	415	Electromagnetic.....	447	Yttrium	
-V-		Magnetic.....	447	Atomic mass.....	54
Valence.....	441	Weight		Isotopes.....	267
Electron.....	423	Atomic.....	414	Decay scheme.....	292
Value of exponent functions..	41	Gram		-Z-	
Vanadium		Atomic.....	426	Z number (see Atomic number)..	414
Atomic mass.....	53	Molecular.....	430	Zinc	
Isotopes.....	245	Wolfram (tungsten)		Atomic mass.....	53
Van de Graaff accelerator.....	441	Atomic mass.....	60	Isotopes.....	252
Vapor, quenching.....	432	Isotopes.....	355	Decay scheme.....	390
VHF.....	447	Specific activity.....	104	Radiation levels.....	131
Varactor.....	447	Work, equations.....	26	Specific activity.....	104
Varactor.....	447	-X-		Zirconium	
Velocity		X ray.....	441	Atomic mass.....	55
Group.....	447			Isotopes.....	269
Modulation.....	447			Decay scheme.....	393

IMMEDIATE STEPS TO TAKE IN RADIATION ACCIDENTS

1. Evaluate situation in regard to (a) levels of external radiation exposure, and (b) contamination by radionuclides.
2. If external radiation levels are high, evacuate exposed personnel from accident area. (If possibility of contamination exists, assure that evacuees are confined until monitored.)
3. Confine contamination in the accident area to prevent further spread. If liquid, use absorbent material to keep from spreading. If possible, close off air circulation and seal doors and windows. Prevent further personnel access to radiation area. Remove contaminated clothing and shoes before going to a clean area.
4. Locate and monitor all persons who may be contaminated. Perform simple decontamination, if necessary, and remonitor. Give first aid if needed.
5. Obtain medical and health physics assistance promptly.
6. Obtain careful history of accident.

PERSONS TO NOTIFY

Medical:	_____	Phone	{	(day)
			{	(night)
 Radiation Safety:	 _____	 Phone	 {	 _____ (day)
			{	(night)
 Management:	 _____	 Phone	 {	 _____ (day)
			{	(night)

Public Health Service Publication No. 2016